

2025 - 2026 Capital Improvement Program

Board of County Commissioners

Charlotte County, Florida



Adopted September 23, 2025

CHARLOTTE COUNTY, FLORIDA

Charlotte County Commissioners

Joe Tiseo	Chairman
Ken Doherty	Vice-Chairman
Chris Constance	Commissioner
Stephen R. Deutsch	Commissioner
Bill Truex	Commissioner

Elected County Officials

Roger D. Eaton	Clerk of the Circuit Court/County Comptroller
Paul L. Polk	Property Appraiser
Bill Prummell	Sheriff
Leah Valenti	Supervisor of Elections
Vickie Potts	Tax Collector

Charlotte County Management

Hector Flores	County Administrator
Emily Lewis	Deputy County Administrator
Claire Jubb	Assistant County Administrator
Janette S. Knowlton	County Attorney
Gordon Burger	Director Budget & Administrative Services

ECONOMIC IMPACT ESTIMATE

AN ORDINANCE AUTHORIZING AND APPROVING CORRECTIONS, UPDATES AND MODIFICATIONS CONCERNING COSTS, REVENUE SOURCES, AND DATES OF CONSTRUCTION OF CERTAIN PUBLIC FACILITIES ENUMERATED IN THE CAPITAL IMPROVEMENTS ELEMENT OF THE CHARLOTTE COUNTY COMPREHENSIVE PLAN PURSUANT TO F.S. 163.3177(3)(b).

PUBLIC PURPOSE: State what the ordinance is designed to accomplish. Describe present situation and the effect the ordinance will have thereon. How does the ordinance serve the public health, safety, and welfare?

The Capital Improvement Program is a six-year plan for developing Charlotte County Government’s infrastructure and other related capital projects, and providing for future growth. The plan is updated annually by ordinance. The October 1, 2025 update will make the FY2025/2026 portion of the plan the current plan and will extend the program to FY2030/2031.

ECONOMIC IMPACT: Consider costs and benefits to everyone affected by the proposed ordinance. Identify specific groups which will be impacted and estimate costs and benefits.

A.	<i>Cost of Implementation:</i>	888,682,960 (FY25/26)
B.	<i>Source of Funds/Ultimate Burden of Costs:</i>	
	Impact Fees	58,587,508
	Ad Valorem Taxes-All classifications	80,494,323
	One Cent Sales Tax Extension 2009	3,165,385
	One Cent Sales Tax Extension 2014	17,881,318
	One Cent Sales Tax Extension 2020	125,887,207
	One Cent Sales Tax Extension 2026	42,804,786
	Other Fees	10,124,014
	Gasoline Taxes (Transportation Trust)	5,766,747
	Gasoline Taxes (Capital)	4,013,234
	MSBUs/MSTUs	135,105,904
	Landfill Service/User Fees	13,005,449
	Tourist Development Funds	500,000
	Water and Sewer Fees	336,645,641
	Grants and Local Funds	54,701,444
	Other Sources of Revenue	-

C. *Benefits on Implementation:*
 This Ordinance will result in a service capacity better able to meet the needs of an increasing population.

 This Ordinance will create an estimated \$ 324,604,059 of additional construction or other type of projects that will be competitively bid. Qualified construction/professional contractors will be invited to bid on these projects. The awarded contracts will provide employment to construction/professional trades.

D. *Describe data/methods used to make above estimates.*
 Completion of the Capital Improvement Program is completed through a biennial review of project costs on the 20-year Capital Needs Assessment; the costs are indexed for inflation.

CHARLOTTE COUNTY
CAPITAL IMPROVEMENT PROGRAM
2026

PROJECT	STATUS	PAGE
---------	--------	------

INTRODUCTION

A

DESCRIPTION & POLICY

B

CAPITAL IMPROVEMENT PROGRAM SUMMARIES

C

Capital Improvements Program Totals by Infrastructure Type, Project, and with Funding Sources

Building/Facility Infrastructure	C-1-01
General Government	C-1-09
Landscape Infrastructure	C-1-10
Infrastructure Maintenance Projects	C-1-11
Park Infrastructure	C-1-12
Roadway and Sidewalk Infrastructure	C-1-14
Technology Infrastructure	C-1-20
Utility Infrastructure	C-1-21
Infrastructure Compliance	C-1-33
Capital Infrastructure Maintenance Schedules	C-1-35
Summary CIP Project Totals by Source	C-2-01
Summary CIP Program Totals by Department & Project	C-3-01
Sales Tax Projects	C-4-01
Six Year Impact Fee Funded CIP Totals	C-5-01
CIP Operating Costs by Infrastructure Type & Department	C-6-01
CIP Loan Repayment by Department & Project	C-7-01

INTENTIONALLY BLANK

D - E

PROJECT BY INFRASTRUCTURE TYPE

BUILDING/FACILITY INFRASTRUCTURE

F

Building Facility Summary

F-01

Community Development

Community Development New Building	c242601	New	F-02
------------------------------------	---------	-----	------

Facilities Management

CARE Expansion / Grace Street Complex	c192603	New	F-03
Charlotte Harbor CRA Parking Improvements and Pedestrian Walkway Conn	c192206	In Progress	F-04
Charlotte Harbor Event and Conference Center Parking Garage	c722403	In Progress	F-05
Charlotte County Health Dept	c192601	New	F-06
Clerk Records Warehouse Replacement	c192605	New	F-07
Countywide Elevator Assessment	c192606	New	F-08
Cultural Center/Library Replacement	c192401	In Progress	F-09
Emergency Mgt Generators - FY23 HM Grant Pgm	c192301	In Progress	F-10
Emergency Management Generators (HMGP-4673)	c222602	New	F-11
Emergency Operations Center Expansion	c222404	In progress	F-12
Energy Performance Improvement Measures	c191411	In Progress	F-13
Facilities Department Renovations	c192201	In Progress	F-14
Fleet Management Building	c192602	New	F-15
Loveland Bldg Renov (former Human Services space)	c192202	In Progress	F-16
Mosquito Control Building at Babcock Ranch	c622201	In Progress	F-17
Public Safety Saferoom (HMGP-4673)	c222608	New	F-18
Radio Management Warehouse	c222105	In Progress	F-19
South County Annex Replacement	c192402	In Progress	F-20
Supervisor of Elections Warehouse	c192104	In Progress	F-21
Tourism Office	c752201	In Progress	F-22

CHARLOTTE COUNTY
CAPITAL IMPROVEMENT PROGRAM
2026

BUILDING/FACILITY INFRASTRUCTURE (CONT'D)	PROJECT	STATUS	PAGE
Fire Rescue			
Fire Station 17 Additional Tuckers Grade/ US 41	c222101	In Progress	F-23
Fire Station 18, Edgewater Drive (Additional)	c222606	New	F-24
Fire Station 19 (Add'l), Gasparilla Road	c222401	In Progress	F-25
Fire Station 2 Replacement/Relocate	c221901	In Progress	F-26
Fire Station 20, Babcock Site 2 (Additional)	c222604	New	F-27
Fire Station 21, Babcock Site 3 (Additional)	c222605	New	F-28
Fire Station 3 Replacement	c222103	In Progress	F-29
Fire Station 4 Replacement	c222603	New	F-30
Fire Station 5 Replacement/Relocate	c221902	In Progress	F-31
Fire Station 6 Replacement	c222102	In Progress	F-32
Fire Station 9 Babcock Site 1 (FS 9 Relocation)	c221402	In Progress	F-33
Fire/EMS Vehicle Maint Warehouse Expansion	c222201	In Progress	F-34
Human Services			
Family Services Center Campus Phase 2	c612101	In Closeout	F-35
Libraries			
Babcock Library & Annex	c712401	In Progress	F-36
Library Renovations	c712403	In Progress	F-37
Parks			
Bissett Community Park Ph 3 (HMGP-4673)	c722601	New	F-38
Boating Improvements-Ainger Creek	c721404	In Progress	F-39
Centennial Park Pool Ph 3	c722402	In Progress	F-40
Charlotte Sports Park Asphalt Parking	c722415	In Progress	F-41
Charlotte Sports Park Renovations	c722405	In Progress	F-42
East Kings Highway Community Park	c722204	In Progress	F-43
GC Herring Park Ph 1	c722105	In Progress	F-44
Harold Avenue Generator Mitigation Grant	g252007	In Progress	F-45
Harold Avenue Rec Center Wind Retrofit	g251907	In Progress	F-46
Maracaibo Community Park & Concession	c722205	In Progress	F-47
McGuire Park Phase 2	c722201	In Progress	F-48
Mid County Annex	c192604	New	F-49
Myakka River Park - Phase 2	c722602	New	F-50
Park Renovation at Port Charlotte Beach, Bissett,	c722409	In Progress	F-51
Park Restrooms - Bill Coy Preserve	c722410	In Progress	F-52
Park Restrooms - Harold Ave & South County Regional Parks	c722412	In Progress	F-53
Park Restrooms - Kiwanis and Franz Ross Parks	c722413	In Progress	F-54
Park Restrooms - Maracaibo, Hathaway, Centennial	c722414	In Progress	F-55
Park Restrooms - Randy Spence & Midway Parks	c722411	In Progress	F-56
Placida West Boat Ramp - 12560 Placida Road	c721902	In Progress	F-57
Port Charlotte Beach Recreation Center	c722104	In Progress	F-58
Port Charlotte Beach Recreation Center Pool	c722301	In Progress	F-59
Recreation Center Renovation - So County Regional Park	c722203	In Progress	F-60
Recreation Center Renovation, Centennial Park	c722603	New	F-61
Riverside Boat Ramp Replacement	c722208	In Progress	F-62
South Murdock Community Park	c722604	New	F-63
Special Needs Saferoom (HMGP-4673)	c222501	In Progress	F-64
Tringali Community Center	c722605	New	F-65
Tuckers Grade Community Park	c722609	New	F-66
Wm. R. Gaines Jr. Veterans Memorial Park Ph 2	c722106	In Progress	F-67
Wm. R. Gaines Jr. Veterans Memorial Park Ph 3	c722416	In Progress	F-68
Road Maintenance & Operations			
JB Maintenance Yard Relocation to Murdock area	c412017	Closed	F-69
Mid County Operations Facility - Public Works	c412401	In Progress	F-70

CHARLOTTE COUNTY
CAPITAL IMPROVEMENT PROGRAM
2026

PROJECT	STATUS	PAGE
BUILDING/FACILITY INFRASTRUCTURE (CONT'D)		
Sheriff		
Sheriff District 2 Murdock	c892401	In Progress F-71
Sheriff District 3 Headquarters with Evidence and Impound yard	c891601	Closed F-72
Sheriff District 4 HQ with Training Facility	c892102	In Progress F-73
Sheriff District 5 HQ Babcock	c892201	In Progress F-74
Sheriff Jail Admin Renovation (with Kitchen & Laundry)	c892202	In Progress F-75
Sheriff Support Services (Admin HQ) & Hardened 911	c892101	In Progress F-76
SO Warehouse Loveland	c892601	New F-77
Solid Waste		
Landfill Scale House	c342001	In Progress F-78
SW Landfill Operations Building Zemel	c342601	New F-79
Utilities		
Environmental Campus Building B	c362601	New F-80
Mid County Operations Facility - Utilities	c362401	In Progress F-81
GENERAL GOVERNMENT INFRASTRUCTURE		
General Government Summary		G
Additional and Miscellaneous Equipment (FY22/FY23)	c192204	In Progress G-01
Additional and Miscellaneous Equipment (FY24/FY25)	c192403	In Progress G-02
Additional Heavy, Small and Misc. Fleet Equipment (FY26/FY27)	c192627	New G-03
Additional Rolling Stock Public Works (FY24/FY25)	c192405	In Progress G-04
Additional Rolling Stock Utilities (FY24/FY25)	c192404	In Progress G-05
GDC Land Purchase	c190501	In Progress G-06
INTENTIONALLY BLANK		
		H - I - J - K
LANDSCAPE INFRASTRUCTURE		
Landscape Infrastructure Summary		L
Landscaping Gateways, Entry Features & Thoroughfares	c191604	In Progress L-01
INFRASTRUCTURE MAINTENANCE PROJECTS		
Infrastructure Maintenance Summary		M
Indian Spring Cemetery Bank Stabilization	c392101	In Progress M-01
Street Lighting LED Conversion Program	c411801	In Progress M-02
INTENTIONALLY BLANK		
		N - O
PARK INFRASTRUCTURE		
Community Services Summary		P
COUNTY-WIDE		
Multi Use Trails Allocation (2027)	c722206	In Progress P-01
Sport Field Conversions	c722611	New P-02
MID COUNTY		
Bayshore Live Oak Park	c721401	In Progress P-03
Centennial Park Ph 2	c722401	In Progress P-04
Lake Betty Park	c722102	In Progress P-05
Port Charlotte Beach Park Stabilization	c722608	New P-06
William R. Gaines Jr. Veterans Memorial Park Ph1	c721801	In Progress P-07
SOUTH COUNTY		
Bissett Community Park	c722101	In Progress P-08
Bissett Community Park Phase 2	c722606	New P-09
Charlotte Harbor Event and Conference Center Seawall	c722417	In Progress P-10
South County Regional Park	c721403	In Progress P-11

CHARLOTTE COUNTY
CAPITAL IMPROVEMENT PROGRAM
2026

	PROJECT	STATUS	PAGE
ROAD AND SIDEWALK INFRASTRUCTURE (CONT'D)			
WEST COUNTY			
GC Herring Park Phase 2	c722404	In Progress	P-13
Myakka River Park	c722103	In Progress	P-14
Placida Passive Park Phase 1	c722207	In Progress	P-15
Placida Passive Park Phase 2	c722607	New	P-16
Placida Bunk House	c722610	New	P-17
INTENTIONALLY BLANK			Q
ROAD AND SIDEWALK INFRASTRUCTURE			R
Public Works Engineering Summary			R-01
COUNTY WIDE			
Intersection Improvements at Various Locations	c411620	In Progress	R-02
Multi Use Path-On Road	c721503	In Progress	R-03
Regional Bicycle-Pedestrian Trails	c412104	In Progress	R-04
Road Right of Way Mapping	c412203	In Progress	R-05
Sidewalks 2009 Sales Tax Extension	c410918	In Progress	R-06
Sidewalk Hazard Mitigation (HB41)	c411702	In Progress	R-07
Sidewalks - Gap/Infill Gas Taxes/Impact Fees	c412214	In Progress	R-08
MID COUNTY			
Charlotte Harbor CRA Melbourne Street MUP	c192205	In Progress	R-09
Charlotte Harbor CRA Parmely St Improvements	c192207	In Progress	R-10
Edgewater Ph 2	c419002	In Progress	R-11
Edgewater Ph 3	c412212	In Progress	R-12
Edgewater/Flamingo Ph4 Corridor Connection	c412102	In Progress	R-13
Edgewater Ph 5	c412213	In Progress	R-14
El Jobean Rd (SR 776) at Charlotte Sports Park	c412608	New	R-15
El Jobean Road (SR 776) at Flamingo Blvd	c412507	New	R-16
Harborview Melbourne to Date St Ph 1	c412103	In Progress	R-17
Harborview Road Widening - Date St to I75 Ph 2	c412621	New	R-18
Harborview Rd/Kings Hwy Intersection Impvts	c412405	In Progress	R-19
Hillsborough /Cranberry Blvd	c411903	In Progress	R-20
Kings Highway I75 to Desoto	c410501	In Progress	R-21
Mid County Transfer Roadway Reconfiguration	c342402	In Progress	R-22
Old Landfill Road Safety Improvements	c352409	In Progress	R-23
Sandhill Widening	c410914	In Progress	R-24
Veterans / Cochran Blvd Intersection Impvts	c412404	In Progress	R-25
SOUTH COUNTY			
Burnt Store Road Area Corridor	c412216	In Progress	R-26
Burnt Store Road E/W Connector (new 2 lane road)	c412602	New	R-27
Burnt Store Road Widening Ph 2	c411111	In Debt Service	R-28
Burnt Store Road Ph 3	c410915	In Progress	R-29
Jones Loop Road North - Roundabout at Piper Rd	c412603	New	R-30
Piper Road North	c411110	In Progress	R-31
Taylor Road Widening/ N Jones Loop to Airport Rd	c412606	New	R-32
Taylor Road Widening/ US41 to N Jones Loop Road	c412605	New	R-33
WEST COUNTY			
Gasparilla Rd Connector Sidewalk	c412501	In Progress	R-34
CR 775 (Placida Rd) Safety Impvts/Rotonda Blvd West to Boca Grande Cswy	c410521	In Progress	R-35
SUN Trail - Cape Haze Pioneer Trail Gillott-Myakka State Forest	c412519	In Progress	R-36
SUN Trail - Cape Haze Pioneer Trail US41-Gillott Blvd	c412518	In Progress	R-37
SUN Trail Cape Haze S. Fork of Alligator Creek Bridge	c412520	In Progress	R-38

CHARLOTTE COUNTY
CAPITAL IMPROVEMENT PROGRAM
2026

	PROJECT	STATUS	PAGE
ROAD AND SIDEWALK INFRASTRUCTURE (CONT'D)			S
Public Works Engineering-MSBU/TU Summary			S-01
Deep Creek Sidewalks Rampart Blvd/ Rio De Janeiro to Navigator	c412204	In Progress	S-02
Deep Creek Blvd Sidewalks/Rio De Janeiro to Seasons	c412609	In Progress	S-03
Deep Creek Blvd Sidewalks/Seasons to Paramarlbo	c412610	New	S-04
Englewood East Sidewalks Willmington/ Pannel to Roberta	c411806	Closed	S-05
Greater Port Charlotte Sidewalks/Dorchester	c412001	In Progress	S-06
Greater Port Charlotte Sidewalk Cannolot/ Cochran to Morrison	c412615	New	S-07
Greater Port Charlotte Sidewalk Cannolot/ Morrison to Pellam	c412617	New	S-09
Gulf Cove Sidewalks	c411808	In Progress	S-10
Manasota Key Community Plan	c411406	In Progress	S-11
NWPC Sidewalks Chamberlain/ Jacobs to Cambell	c412611	New	S-13
NWPC Sidewalks Chamberlain/US41 to Jacobs	c412403	In Progress	S-12
NWPC Sidewalks McCabe/ Chamberlain to Chancellor	c412612	New	S-14
Placida Gasparilla Pines Sidewalk	c412210	Closed	S-15
TECHNOLOGY INFRASTRUCTURE			T
Technology Infrastructure Summary			T-01
Eden to Munis Conversion	c192003	In Progress	T-02
Enterprise Asset Management /Work Order System Upgrade	c141601	In Progress	T-03
UTILITY INFRASTRUCTURE			U
Utilities Summary			U-01
Lift Station Generators Mitigation Grant	g252008	In Progress	U-02
Potable Water Master Plan	c332001	Closed	U-03
Ackerman Septic to Sewer and Water Expansion	c361603	In Progress	U-56
Babcock Ranch Water Supply	c332301	In Progress	U-16
Bachmann Tract - Wastewater Extension	c352218	Closed	U-46
Burnt Store Road Ph 2 Utility Infrastructure	c351502	Closed	U-24
Burnt Store Wellfield New Well	c332601	New	U-20
Burnt Store WRF Control Room Hardening	c352405	In Progress	U-50
Burnt Store WRF Expansion	c351901	In Progress	U-26
Calumet to Robin Rd - Waterway Crossing SGC to Rotonda Meadows	c332214	In Progress	U-13
Cape Haze Sewer & Reclaim	c351903	Closed	U-28
Cape Haze Water Quality Improvement	c362301	In Progress	U-67
CCU Business Services Customer Billing	c362405	In Progress	U-70
Charlotte Harbor Water Quality Project Septic to Sewer	c352101	In Progress	U-29
CMOM Recommended Utility Improvements	c352200	Closed	U-30
Cochran Blvd-Pellam to Lakeview Utility Improvements	c362402	Closed	U-68
East Port Maintenance Building	c352602	New	U-55
East Port WRF Control Room Hardening	c352404	In Progress	U-49
East Port WRF Deep Well Supply Line	c352209	In Progress	U-38
East Port WRF Expansion	c351902	In Progress	U-27
East Port WRF Wetwell Cover and Ozone System	c352207	Closed	U-36
Edgewater/Flamingo Corridor Connection Utility Impvts (Phases 3-5)	c362204	In Progress	U-64
El Jobean Septic to Sewer	c351602	Closed	U-25
Emergency Interconnect to Punta Gorda - Burnt Store	c332201	Closed	U-04
Fiber Optic Installs for Utility Plants and Booster Stations	c362212	In Progress	U-66
Gertrude Booster Station Demolition	c332402	In Progress	U-18
Gillot Blvd Water Main Upsizing	c332210	In Progress	U-09
Golf Course Booster Station Upgrades (Operations Division)	c332209	In Progress	U-08
Gulf Cove Ground Water Storage Tank	c332602	New	U-21
Harbor View Rd Widening - Utility Improvements - Phase I & II	c362003	In Progress	U-59
Hillsborough/Cranberry Intersection Water Main (North Port)	c332215	Closed	U-14
Kings Hwy-175 to Desoto County Line Utility Improvements	c362205	In Progress	U-65

CHARLOTTE COUNTY
CAPITAL IMPROVEMENT PROGRAM
2026

	PROJECT	STATUS	PAGE
Lake View Midway Water Quality Improvement Project	c362102	In Progress	U-61
Master Lift Stations	c352406	In Progress	U-51
UTILITY INFRASTRUCTURE (CONT'D)			
Ohara Wastewater Lift Station	c352601	New	U-54
Ohara Water Booster Station	c332603	New	U-22
Olean Blvd. Force Main – Easy St. to Loveland	c352212	Closed	U-40
Potable Water Elevated Tank-Mid County	c332212	In Progress	U-11
Potable Water Elevated Tank-West County	c332213	In Progress	U-12
Potable Water Master Plan Recommended Improvements	c332203	In Progress	U-06
Potable Water Storage Tank South County	c332211	In Progress	U-10
Potable Water/Major Water Transmission Mains Expansionary	c332404	In Progress	U-19
Reclaim Automated Valves	c352203	In Progress	U-33
Reclaim Water Booster Station Upgrades - Operations Division	c352401	In Progress	U-47
Reclaim Water Master Plan Recommended Improvements	c352202	In Progress	U-32
Reclaimed Water Lines-Cochran Blvd.	c352408	In Progress	U-53
Relocation Needs Utility Pipe Replacement - Public Works Projects	c362001	In Progress	U-57
Rotonda WRF Expansion to 2MGD to 3MGD	c352403	In Progress	U-48
Rotonda WRF Reclaimed Storage Pond Improvements	c352205	In Progress	U-34
Safety Improvements at Vacuum Pump Stations	c352216	Closed	U-44
Sandhill Widening	c362602	New	U-71
SCADA System Upgrades	c362002	In Progress	U-58
Sewer Master Plan Update Recommended Improvements	c352217	In Progress	U-45
South County Utility Infrastructure Improvements	c362200	In Progress	U-62
Toledo Blade from Hillsborough to US 41 24" WM	c332207	In Progress	U-07
Upgrade Filtration System at East Port WRF Stage 5	c352215	In Progress	U-43
US 41 Commercial Corridor Utilities Expansion	c362101	In Progress	U-60
US41 Northbound Utility Improvements Conway to Paulson	C362201	In Progress	U-63
Veterans Wastewater Force Main US41 to Peachland	c352210	In Progress	U-39
Walenda and Rotonda Booster Station Upgrades	c332202	In Progress	U-05
Wastewater Force Main Replacement - Deep Creek	c351203	Closed	U-23
Wastewater Force Main SR 776 Sunnybrook to Gasparilla CR 771	c352201	In Progress	U-31
Wastewater Force Mains Expansionary	c352407	In Progress	U-52
Water Main along Hillsborough for Water Authority 2B project	c332401	In Progress	U-17
Water Meter Study Recommended Improvements	c332216	In Progress	U-15
Water Transmission/Wastewater Collection Reimbursement	c362404	In Progress	U-69
West Port WRF Deep Injection Well Capacity Increase	c352214	In Progress	U-42
West Port WRF Expansion (Including Equalization)	c352213	In Progress	U-41
West Port WRF Perimeter Fencing (Homeland Security)	c352208	Closed	U-37
West Port WRF Reclaim Water Pond Aeration	c352206	Closed	U-35
INFRASTRUCTURE COMPLIANCE			
			V
Public Works Engineering-MSBU/TU Summary			
Caloosahatchee TMDL/BMAP (Basin Management Action Plan)	c391903	In Progress	V-01
Canal Sediment Removal-Mid County	c392001	In Progress	V-02
Canal Sediment Removal-West County	c392002	In Progress	V-03
National Pollution Discharge Elimination Pgm	c390202	Closed	V-04
Open Outfalls/Canal Hardening (HMGP-4673)	c392601	New	V-05
South Gulf Cove Parallel Lock	c391204	In Progress	V-06
Stump Pass Monitoring	c390901	In Closeout	V-07
Sunshine Lake/Sunrise Waterway Water Quality Project	c391303	Closed	V-08
Public Works-Solid Waste Summary			
Landfill Expansion	c342401	In Progress	W-01
			X
INTENTIONALLY BLANK			

CHARLOTTE COUNTY
CAPITAL IMPROVEMENT PROGRAM
2026

CAPITAL MAINTENANCE	PROJECT	STATUS	PAGE
			Y
Capital Maintenance Summary Schedule			Y-01
Community Services Schedule	Schedule	Annual	Y-02
Facilities Management Schedule	Schedule	Annual	Y-09
Fleet Enterprise Capital Mtc Plan Schedule	Schedule	Annual	Y-10
Heavy Equipment Replacement Schedule	Schedule	Annual	Y-11
Information Technology Schedule	Schedule	Annual	Y-23
Road & Bridge Bridge Schedule	Schedule	Annual	Y-24
MSBU/TU Bridge Schedule	Schedule	Annual	Y-26
Road & Bridge Paving Schedule	Schedule	Annual	Y-27
MSBU/TU Paving Schedule	Schedule	Annual	Y-30
MSBU/TU Dredging Schedule	Schedule	Annual	Y-32
Utilities Capital Maintenance Schedule	Schedule	Annual	Y-34
 INTENTIONALLY BLANK			 Z
 ALPHABETICAL INDEX			 APPENDIX 1

CHARLOTTE COUNTY
CAPITAL IMPROVEMENT PROGRAM
2026

Project No.	Title --- (Sorted by Status and Page Number)	Sponsor	Status	Page
Annual				
	Facilities Capital Maintenance Plan (see schedule)	Facilities Management	Annual	F-0A
	Heavy Equipment Replcemnt(see schedule)	General Government	Annual	G-0A
	Fleet Enterprise Capital Mtc Plan (See Schedule)	Fleet Enterprise	Annual	G-0B
	Comm Svcs Capital Mt Plan (see schedule)	Parks	Annual	P-0A
	Gas Tax Bridge Capital Maint Plan (see schedule)	Public Works Engineering	Annual	R-0A
	Road & Bridge Paving Capital MaintPlan (see schedule)	Public Works Engineering	Annual	R-0B
	MSBU/TU Paving Capital Maint Plan (see schedule)	Public Works Engineering	Annual	S-0A
	MSBU/TU Dredging Capital Maint Plan (see sched)	Public Works Engineering	Annual	S-0B
	MSBU/TU Bridge Capital Maint Plan (see schedule)	Public Works Engineering	Annual	S-0C
	Information Technology Capital Maintenance Plan (see schedule)	Information Technology	Annual	T-0A
	Utility Capital Maint Plan (see schedule)	Utilities	Annual	U-0A
New				
c192627	Additional Heavy, Small and Misc. Fleet Equipment (FY26/FY27)	General Government	New	G-04
c722601	Bissett Community Park Ph 3 (HMGP-4673)	Parks	New	F-38
c722606	Bissett Community Park Phase 2	Parks	New	P-10
c412602	Burnt Store Road E/W Connector (new 2 lane road)	Public Works Engineering	New	R-27
c332601	Burnt Store Wellfield New Well	Utilities	New	U-20
c192603	CARE Expansion / Grace Street Complex	Facilities Management	New	F-03
c192601	Charlotte County Health Dept	Facilities Management	New	F-06
c192605	Clerk Records Warehouse Replacement	Facilities Management	New	F-07
c242601	Community Development New Building	Community Development	New	F-02
c192606	Countywide Elevator Assessment	Facilities Management	New	F-08
c412610	Deep Creek Blvd Sidewalks/Seasons to Paramaribo	Public Works Engineering	New	S-04
c352602	East Port Maintenance Building	Utilities	New	U-55
c412608	El Jobean Rd (SR 776) at Charlotte Sports Park	Public Works Engineering	New	R-15
c412507	El Jobean Road (SR 776) at Flamingo Blvd	Public Works Engineering	New	R-16
c222602	Emergency Management Generators (HMGP-4673)	Parks	New	F-11
c362601	Environmental Campus Building B	Utilities	New	F-80
c222606	Fire Station 18, Edgewater Drive (Additional)	Fire Rescue	New	F-24
c222604	Fire Station 20, Babcock Site 2 (Additional)	Fire Rescue	New	F-27
c222605	Fire Station 21, Babcock Site 3 (Additional)	Fire Rescue	New	F-28
c222603	Fire Station 4 Replacement	Fire Rescue	New	F-30
c192602	Fleet Management Building	Facilities Management	New	F-15
c412615	Greater Port Charlotte Sidewalk Cannolot/ Cochran to Morrison	Public Works Engineering	New	S-07
c412617	Greater Port Charlotte Sidewalk Cannolot/ Morrison to Pellam	Public Works Engineering	New	S-09
c332602	Gulf Cove Ground Water Storage Tank	Utilities	New	U-21
c412621	Harborview Road Widening - Date St to I75 Ph 2	Public Works Engineering	New	R-18
c412603	Jones Loop Road North - Roundabout at Piper Rd	Public Works Engineering	New	R-30
c192604	Mid County Annex	Parks	New	F-49
c722602	Myakka River Park - Phase 2	Parks	New	F-50
c412611	NWPC Sidewalks Chamberlain/ Jacobs to Cambell	Public Works Engineering	New	S-13
c412612	NWPC Sidewalks McCabe/ Chamberlain to Chancellor	Public Works Engineering	New	S-14
c352601	Ohara Wastewater Lift Station	Utilities	New	U-54
c332603	Ohara Water Booster Station	Utilities	New	U-22
c392601	Open Outfalls/Canal Hardening (HMGP-4673)	Public Works Engineering	New	V-06
c722610	Placida Bunk House	Parks	New	P-17
c722607	Placida Passive Park Phase 2	Parks	New	P-16
c722608	Port Charlotte Beach Park Stabilization	Parks	New	P-07
c222608	Public Safety Saferoom (HMGP-4673)	Facilities Management	New	F-18
c722603	Recreation Center Renovation, Centennial Park	Parks	New	F-61
c362602	Sandhill Widening	Utilities	New	U-71
c892601	SO Warehouse Loveland	Sheriff	New	F-77
c722604	South Murdock Community Park	Parks	New	F-63
c722611	Sport Field Conversions	Parks	New	P-03
c342601	SW Landfill Operations Building Zemel	Solid Waste	New	F-79

CHARLOTTE COUNTY
CAPITAL IMPROVEMENT PROGRAM
2026

Project No.	Title --- (Sorted by Status and Page Number)	Sponsor	Status	Page
c412606	Taylor Road Widening/ N Jones Loop to Airport Rd	Public Works Engineering	New	R-32
c412605	Taylor Road Widening/ US41 to N Jones Loop Road	Public Works Engineering	New	R-33
c722605	Tringali Community Center	Parks	New	F-65
c722609	Tuckers Grade Community Park	Parks	New	F-66
Closed				
c352218	Bachmann Tract - Wastewater Extension	Utilities	Closed	U-46
c351502	Burnt Store Road Ph 2 Utility Infrastructure	Utilities	Closed	U-24
c351903	Cape Haze Sewer & Reclaim	Utilities	Closed	U-28
c352200	CMOM Recommended Utility Improvements	Utilities	Closed	U-30
c362402	Cochran Blvd-Pellam to Lakeview Utility Improvements	Utilities	Closed	U-68
c352207	East Port WRF Wetwell Cover and Ozone System	Utilities	Closed	U-36
c351602	El Jobean Septic to Sewer	Utilities	Closed	U-25
c332201	Emergency Interconnect to Punta Gorda - Burnt Store	Utilities	Closed	U-04
c411806	Englewood East Sidewalks Willmington/ Pannel to Roberta	Public Works Engineering	Closed	S-05
c332215	Hillsborough/Cranberry Intersection Water Main (North Port)	Utilities	Closed	U-14
c412017	JB Maintenance Yard Relocation to Murdock area	Road Maintenance & Operation	Closed	F-69
c390202	National Pollution Discharge Elimination Pgm	Public Works Engineering	Closed	V-05
c352212	Olean Blvd. Force Main – Easy St. to Loveland	Utilities	Closed	U-40
c412210	Placida Gasparilla Pines Sidewalk	Public Works Engineering	Closed	S-15
c332001	Potable Water Master Plan	Utilities	Closed	U-03
c352216	Safety Improvements at Vacuum Pump Stations	Utilities	Closed	U-44
c891601	Sheriff District 3 Headquarters with Evidence and Impound yard	Sheriff	Closed	F-72
c391303	Sunshine Lake/Sunrise Waterway Water Quality Project	Public Works Engineering	Closed	V-09
c390305	Total Maximum Daily Load Program	Public Works Engineering	Closed	V-10
c351203	Wastewater Force Main Replacement - Deep Creek	Utilities	Closed	U-23
c352208	West Port WRF Perimeter Fencing (Homeland Security)	Utilities	Closed	U-37
c352206	West Port WRF Reclaim Water Pond Aeration	Utilities	Closed	U-35
In Closeout				
c612101	Family Services Center Campus Phase 2	Human Services	In Closeout	F-35
c390901	Stump Pass Monitoring	Public Works Engineering	In Closeout	V-08
In Debt Service				
c411111	Burnt Store Road Widening Ph 2	Public Works Engineering	In Debt Service	R-28
In Progress				
c361603	Ackerman Septic to Sewer and Water Expansion	Utilities	In Progress	U-56
c192204	Additional and Miscellaneous Equipment (FY22/FY23)	General Government	In Progress	G-02
c192403	Additional and Miscellaneous Equipment (FY24/FY25)	General Government	In Progress	G-03
c192405	Additional Rolling Stock Public Works (FY24/FY25)	General Government	In Progress	G-05
c192404	Additional Rolling Stock Utilities (FY24/FY25)	General Government	In Progress	G-06
c712401	Babcock Library & Annex	Libraries	In Progress	F-36
c332301	Babcock Ranch Water Supply	Utilities	In Progress	U-16
c721401	Bayshore Live Oak Park	Parks	In Progress	P-04
c722101	Bissett Community Park	Parks	In Progress	P-09
c721404	Boating Improvements-Ainger Creek	Parks	In Progress	F-39
c412216	Burnt Store Road Area Corridor	Public Works Engineering	In Progress	R-26
c410915	Burnt Store Road Ph 3	Public Works Engineering	In Progress	R-29
c352405	Burnt Store WRF Control Room Hardening	Utilities	In Progress	U-50
c351901	Burnt Store WRF Expansion	Utilities	In Progress	U-26
c391903	Caloosahatchee TMDL/BMAP (Basin Management Action Plan)	Public Works Engineering	In Progress	V-02
c332214	Calumet to Robin Rd - Waterway Crossing SGC to Rotonda Meadows	Utilities	In Progress	U-13
c392001	Canal Sediment Removal-Mid County	Public Works Engineering	In Progress	V-03
c392002	Canal Sediment Removal-West County	Public Works Engineering	In Progress	V-04
c362301	Cape Haze Water Quality Improvement	Utilities	In Progress	U-67
c362405	CCU Business Services Customer Billing	Utilities	In Progress	U-70

CHARLOTTE COUNTY
CAPITAL IMPROVEMENT PROGRAM
2026

Project No.	Title --- (Sorted by Status and Page Number)	Sponsor	Status	Page
c722401	Centennial Park Ph 2	Parks	In Progress	P-05
c722402	Centennial Park Pool Ph 3	Parks	In Progress	F-40
c192205	Charlotte Harbor CRA Melbourne Street MUP	Public Works Engineering	In Progress	R-09
c192206	Charlotte Harbor CRA Parking Improvements and Pedestrian Walkway Connection	Facilities Management	In Progress	F-04
c192207	Charlotte Harbor CRA Parmely St Improvements	Public Works Engineering	In Progress	R-10
c722403	Charlotte Harbor Event and Conference Center Parking Garage	Facilities Management	In Progress	F-05
c722417	Charlotte Harbor Event and Conference Center Seawall	Parks	In Progress	P-11
c352101	Charlotte Harbor Water Quality Project Septic to Sewer	Utilities	In Progress	U-29
c722415	Charlotte Sports Park Asphalt Parking	Parks	In Progress	F-41
c722405	Charlotte Sports Park Renovations	Parks	In Progress	F-42
c410521	CR 775 (Placida Rd) Safety Impvts/Rotonda Blvd West to Boca Grande Cswy	Public Works Engineering	In Progress	R-35
c192401	Cultural Center/Library Replacement	Facilities Management	In Progress	F-09
c412609	Deep Creek Blvd Sidewalks/Rio De Janeiro to Seasons	Public Works Engineering	In Progress	S-03
c412204	Deep Creek Sidewalks Rampart Blvd/ Rio De Janeiro to Navigator	Public Works Engineering	In Progress	S-02
c722204	East Kings Highway Community Park	Parks	In Progress	F-43
c352404	East Port WRF Control Room Hardening	Utilities	In Progress	U-49
c352209	East Port WRF Deep Well Supply Line	Utilities	In Progress	U-38
c351902	East Port WRF Expansion	Utilities	In Progress	U-27
c192003	EDEN to Munis Conversion	Information Technology	In Progress	T-02
c419002	Edgewater Ph 2	Public Works Engineering	In Progress	R-11
c412212	Edgewater Ph 3	Public Works Engineering	In Progress	R-12
c412213	Edgewater Ph 5	Public Works Engineering	In Progress	R-14
c362204	Edgewater/Flamingo Corridor Connection Utility Impvts (Phases 3-5)	Utilities	In Progress	U-64
c412102	Edgewater/Flamingo Ph4 Corridor Connection	Public Works Engineering	In Progress	R-13
c192301	Emergency Mgt Generators - FY23 HM Grant Pgm	Facilities Management	In Progress	F-10
c222404	Emergency Operations Center Expansion	Facilities Management	In progress	F-12
c191411	Energy Performance Improvement Measures	Facilities Management	In Progress	F-13
c141601	Enterprise Asset Management /Work Order System Upgrade	Information Technology	In Progress	T-03
c192201	Facilities Department Renovations	Facilities Management	In Progress	F-14
c362212	Fiber Optic Installs for Utility Plants and Booster Stations	Utilities	In Progress	U-66
c222101	Fire Station 17 Additional Tuckers Grade/ US 41	Fire Rescue	In Progress	F-23
c222401	Fire Station 19 (Add'l), Gasparilla Road	Fire Rescue	In Progress	F-25
c221901	Fire Station 2 Replacement/Relocate	Fire Rescue	In Progress	F-26
c222103	Fire Station 3 Replacement	Fire Rescue	In Progress	F-29
c221902	Fire Station 5 Replacement/Relocate	Fire Rescue	In Progress	F-31
c222102	Fire Station 6 Replacement	Fire Rescue	In Progress	F-32
c221402	Fire Station 9 Babcock Site 1 (FS 9 Relocation)	Fire Rescue	In Progress	F-33
c222201	Fire/EMS Vehicle Maint Warehouse Expansion	Fire Rescue	In Progress	F-34
c412501	Gasparilla Rd Connector Sidewalk	Public Works Engineering	In Progress	R-34
c722105	GC Herring Park Ph 1	Parks	In Progress	F-44
c722404	GC Herring Park Phase 2	Parks	In Progress	P-13
c190501	GDC Land Purchase	General Government	In Progress	G-07
c332402	Gertrude Booster Station Demolition	Utilities	In Progress	U-18
c332210	Gillot Blvd Water Main Upsizing	Utilities	In Progress	U-09
c332209	Golf Course Booster Station Upgrades (Operations Division)	Utilities	In Progress	U-08
c412001	Greater Port Charlotte Sidewalks/Dorchester	Public Works Engineering	In Progress	S-06
c411808	Gulf Cove Sidewalks	Public Works Engineering	In Progress	S-10
c362003	Harbor View Rd Widening - Utility Improvements - Phase I & II	Utilities	In Progress	U-59
c412103	Harborview Melbourne to Date St Ph 1	Public Works Engineering	In Progress	R-17
c412405	Harborview Rd/Kings Hwy Intersection Impvts	Public Works Engineering	In Progress	R-19
g252007	Harold Avenue Generator Mitigation Grant	Parks	In Progress	F-45
g251907	Harold Avenue Rec Center Wind Retrofit	Parks	In Progress	F-46
c411903	Hillsborough /Cranberry Blvd	Public Works Engineering	In Progress	R-20
c392101	Indian Spring Cemetery Bank Stabilization	Road Maintenance & Operation	In Progress	M-02
c411620	Intersection Improvements at Various Locations	Public Works Engineering	In Progress	R-02
c410501	Kings Highway I75 to Desoto	Public Works Engineering	In Progress	R-21
c362205	Kings Hwy-I75 to Desoto County Line Utility Improvements	Utilities	In Progress	U-65

CHARLOTTE COUNTY
CAPITAL IMPROVEMENT PROGRAM
2026

Project No.	Title --- (Sorted by Status and Page Number)	Sponsor	Status	Page
c722102	Lake Betty Park	Parks	In Progress	P-06
c362102	Lake View Midway Water Quality Improvement Project	Utilities	In Progress	U-61
c342401	Landfill Expansion	Solid Waste	In Progress	W-02
c342001	Landfill Scale House	Solid Waste	In Progress	F-78
c191604	Landscaping Gateways, Entry Features & Thoroughfares	Road Maintenance & Operation	In Progress	L-02
c712403	Library Renovations	Libraries	In Progress	F-37
g252008	Lift Station Generators Mitigation Grant	Utilities	In Progress	U-02
c192202	Loveland Bldg Renov (former Human Services space)	Facilities Management	In Progress	F-16
c411406	Manasota Key Community Plan	Public Works Engineering	In Progress	S-11
c722205	Maracaibo Community Park & Concession	Parks	In Progress	F-47
c352406	Master Lift Stations	Utilities	In Progress	U-51
c722201	McGuire Park Phase 2	Parks	In Progress	F-48
c412401	Mid County Operations Facility - Public Works	Road Maintenance & Operation	In Progress	F-70
c362401	Mid County Operations Facility - Utilities	Utilities	In Progress	F-81
c342402	Mid County Transfer Roadway Reconfiguration	Public Works Engineering	In Progress	R-22
c622201	Mosquito Control Building at Babcock Ranch	Facilities Management	In Progress	F-17
c721503	Multi Use Path-On Road	Public Works Engineering	In Progress	R-03
c722206	Multi Use Trails Allocation (2027)	Parks	In Progress	P-02
c722103	Myakka River Park	Parks	In Progress	P-14
c412403	NWPC Sidewalks Chamberlain/US41 to Jacobs	Public Works Engineering	In Progress	S-12
c352409	Old Landfill Road Safety Improvements	Public Works Engineering	In Progress	R-23
c722409	Park Renovation at Port Charlotte Beach, Bissett,	Parks	In Progress	F-51
c722410	Park Restrooms - Bill Coy Preserve	Parks	In Progress	F-52
c722412	Park Restrooms - Harold Ave & South County Regional Parks	Parks	In Progress	F-53
c722413	Park Restrooms - Kiwanis and Franz Ross Parks	Parks	In Progress	F-54
c722414	Park Restrooms - Maracaibo, Hathaway, Centennial	Parks	In Progress	F-55
c722411	Park Restrooms - Randy Spence & Midway Parks	Parks	In Progress	F-56
c411110	Piper Road North	Public Works Engineering	In Progress	R-31
c722207	Placida Passive Park Phase 1	Parks	In Progress	P-15
c721902	Placida West Boat Ramp - 12560 Placida Road	Parks	In Progress	F-57
c722104	Port Charlotte Beach Recreation Center	Parks	In Progress	F-58
c722301	Port Charlotte Beach Recreation Center Pool	Parks	In Progress	F-59
c332212	Potable Water Elevated Tank-Mid County	Utilities	In Progress	U-11
c332213	Potable Water Elevated Tank-West County	Utilities	In Progress	U-12
c332203	Potable Water Master Plan Recommended Improvements	Utilities	In Progress	U-06
c332211	Potable Water Storage Tank South County	Utilities	In Progress	U-10
c332404	Potable Water/Major Water Transmission Mains Expansionary	Utilities	In Progress	U-19
c222105	Radio Management Warehouse	Facilities Management	In Progress	F-19
c352203	Reclaim Automated Valves	Utilities	In Progress	U-33
c352401	Reclaim Water Booster Station Upgrades - Operations Division	Utilities	In Progress	U-47
c352202	Reclaim Water Master Plan Recommended Improvements	Utilities	In Progress	U-32
c352408	Reclaimed Water Lines-Cochran Blvd.	Utilities	In Progress	U-53
c722203	Recreation Center Renovation - So County Regional Park	Parks	In Progress	F-60
c412104	Regional Bicycle-Pedestrian Trails	Public Works Engineering	In Progress	R-04
c362001	Relocation Needs Utility Pipe Replacement - Public Works Projects	Utilities	In Progress	U-57
c722208	Riverside Boat Ramp Replacement	Parks	In Progress	F-62
c412203	Road Right of Way Mapping	Public Works Engineering	In Progress	R-05
c352403	Rotonda WRF Expansion to 2MGD to 3MGD	Utilities	In Progress	U-48
c352205	Rotonda WRF Reclaimed Storage Pond Improvements	Utilities	In Progress	U-34
c410914	Sandhill Widening	Public Works Engineering	In Progress	R-24
c362002	SCADA System Upgrades	Utilities	In Progress	U-58
c352217	Sewer Master Plan Update Recommended Improvements	Utilities	In Progress	U-45
c892401	Sheriff District 2 Murdock	Sheriff	In Progress	F-71
c892102	Sheriff District 4 HQ with Training Facility	Sheriff	In Progress	F-73
c892201	Sheriff District 5 HQ Babcock	Sheriff	In Progress	F-74
c892202	Sheriff Jail Admin Renovation (with Kitchen & Laundry)	Sheriff	In Progress	F-75
c892101	Sheriff Support Services (Admin HQ) & Hardened 911	Sheriff	In Progress	F-76

CHARLOTTE COUNTY
CAPITAL IMPROVEMENT PROGRAM
2026

Project No.	Title --- (Sorted by Status and Page Number)	Sponsor	Status	Page
c411702	Sidewalk Hazard Mitigation (HB41)	Public Works Engineering	In Progress	R-07
c412214	Sidewalks - Gap/Infill Gas Taxes/Impact Fees	Public Works Engineering	In Progress	R-08
c410918	Sidewalks 2009 Sales Tax Extension	Public Works Engineering	In Progress	R-06
c192402	South County Annex Replacement	Facilities Management	In Progress	F-20
c721403	South County Regional Park	Parks	In Progress	P-12
c362200	South County Utility Infrastructure Improvements	Utilities	In Progress	U-62
c391204	South Gulf Cove Parallel Lock	Public Works Engineering	In Progress	V-07
c222501	Special Needs Saferoom (HMGP-4673)	Parks	In Progress	F-64
c411801	Street Lighting LED Conversion Program	Road Maintenance & Operation	In Progress	M-03
c412519	SUN Trail - Cape Haze Pioneer Trail Gillott-Myakka State Forest	Public Works Engineering	In Progress	R-36
c412518	SUN Trail - Cape Haze Pioneer Trail US41-Gillott Blvd	Public Works Engineering	In Progress	R-37
c412520	SUN Trail Cape Haze S. Fork of Alligator Creek Bridge	Public Works Engineering	In Progress	R-38
c192104	Supervisor of Elections Warehouse	Facilities Management	In Progress	F-21
c332207	Toledo Blade from Hillsborough to US 41 24" WM	Utilities	In Progress	U-07
c752201	Tourism Office	Facilities Management	In Progress	F-22
c352215	Upgrade Filtration System at East Port WRF Stage 5	Utilities	In Progress	U-43
c362101	US 41 Commercial Corridor Utilities Expansion	Utilities	In Progress	U-60
C362201	US41 Northbound Utility Improvements Conway to Paulson	Utilities	In Progress	U-63
c412404	Veterans / Cochran Blvd Intersection Impvts	Public Works Engineering	In Progress	R-25
c352210	Veterans Wastewater Force Main US41 to Peachland	Utilities	In Progress	U-39
c332202	Walenda and Rotonda Booster Station Upgrades	Utilities	In Progress	U-05
c352201	Wastewater Force Main SR 776 Sunnybrook to Gasparilla CR 771	Utilities	In Progress	U-31
c352407	Wastewater Force Mains Expansionary	Utilities	In Progress	U-52
c332401	Water Main along Hillsborough for Water Authority 2B project	Utilities	In Progress	U-17
c332216	Water Meter Study Recommended Improvements	Utilities	In Progress	U-15
c362404	Water Transmission/Wastewater Collection Reimbursement	Utilities	In Progress	U-69
c352214	West Port WRF Deep Injection Well Capacity Increase	Utilities	In Progress	U-42
c352213	West Port WRF Expansion (Including Equalization)	Utilities	In Progress	U-41
c721801	William R. Gaines Jr. Veterans Memorial Park Ph1	Parks	In Progress	P-08
c722106	Wm. R. Gaines Jr. Veterans Memorial Park Ph 2	Parks	In Progress	F-67
c722416	Wm. R. Gaines Jr. Veterans Memorial Park Ph 3	Parks	In Progress	F-68



This page intentionally left blank

**CHARLOTTE COUNTY
CAPITAL IMPROVEMENT PROGRAM
FY 2025**

INTRODUCTION

Purpose:

The purpose of this document is to present in unified form the six (6) years Charlotte County Capital Improvement Program (CIP) for Fiscal Year 2025 to Fiscal Year 2030. The preparation of the CIP is consistent with the Charlotte County Comprehensive Plan, the Growth Management Act (Chapter 163, Florida Statutes, 1985), and the corresponding implementing rules (Rule 9J-5, Florida Administrative Code).

Just as important, however, the CIP document provides a detailed view of the County's capital improvement budgeting and planning process for Fiscal Year 2025, and the six-year CIP period for projects defined in accordance with the Capital Improvement Policy (Section 3.05 Budget and Administrative Services of the Charlotte County Administrative Code.)

Format:

This document has two general divisions: (1) a summary of the Fiscal Year 2025 to Fiscal Year 2030 CIP projects by infrastructure type; and (2) detailed project forms. Please note that all figures are shown as dollars in thousands. The infrastructure types include:

Building/Facility Infrastructure (Section F)

This section includes projects that function in maintaining or expanding the capital building assets of the County.

General Government Infrastructure (Section G)

This section includes projects that relate to the administration of County government and that do not explicitly fall into any other category.

Landscape Infrastructure (Section L)

This section includes projects planned to enhance roadways and provide for aesthetically pleasing signage that enriches community appearance.

Infrastructure Maintenance (Section M)

This section includes projects planned for maintaining infrastructure that falls outside of the capital maintenance elements within Information Technology, Public Works, Utility or Facilities. These may include FEMA-related maintenance repairs, street lighting or fuel system upgrades.

Park Infrastructure (Section P)

This section includes projects planned within the purview of the Parks Master Plan that does not include buildings.

Road and Sidewalk Infrastructure (Section R and Section S)

This section includes projects for roadway expansion or additional capacity for sidewalks or walking paths along roadways.

**CHARLOTTE COUNTY
CAPITAL IMPROVEMENT PROGRAM
FY 2025**

INTRODUCTION

Technology Infrastructure (Section T)

This section includes projects planned within various departments that augment information technology infrastructure or other technology systems.

Utility Infrastructure (Section U)

This section includes projects planned for water and sewer improvement and expansion.

Infrastructure Compliance-MSBU/TU (Section V)

This section includes projects planned for MSBU/TUs as a result of government mandate or other regulatory requirements that may be implemented to improve a natural asset.

Infrastructure Compliance-Other (Section W)

This section includes projects planned for Other county funds as a result of government mandate or other regulatory requirements that may be implemented to improve an asset.

Capital Maintenance (Section Y)

This section includes the capital maintenance or replacement projects as defined in the Capital Improvement Policy which follows this introduction. These are non-recurring projects to repair, maintain or replace existing capital facilities for the purpose of protecting the County's investment in the facility and minimizing future maintenance and replacement costs. Capital maintenance/replacement projects must have expenditure intervals greater than five years, and individual projects may have values below \$100,000. Capital maintenance or replacement projects will appear in the Capital Improvement Program but will be approved as a schedule of similar repair/replacement activities.

The detailed project forms were designed to incorporate both Fiscal Year 2025 capital budget information that provides an estimate of current year activity as well as the Capital Improvement Program information for Fiscal Years 2025 through 2030.

The Expenditure Plan section identifies the various costs relating to the project. The Funding Plan section identifies the proposed revenue sources for funding the project. The Operating Budget Impact section pertains to additional operating expenses related to this project after completion.

The section of the form titled "Comprehensive Plan Level of Service (LOS) Information" has been included for those functional areas included in the Capital Improvements Element (CIE) of the Comprehensive Plan and which have adopted levels of service.

The "Project Need Criteria" section indicates which basis of criteria the project is related to. The "Project Schedule" section of this form indicates the quarter in which the project will start for each objective. Either a map indicating the area of the County where the project is located, or a photo of the building or equipment is provided for most of the projects.

**CHARLOTTE COUNTY
CAPITAL IMPROVEMENT PROGRAM
FY 2025**

INTRODUCTION

Relationship to Comprehensive Plan

The Capital Budget/CIP serves as the implementing mechanism of the Capital Improvements Element of the Comprehensive Plan by providing capital funding for CIE projects directly linked to maintaining adopted Levels of Service. The projects identified in this document for Fiscal Year 2025 through 2030 are generally consistent with the six-year schedule of improvements shown in the Capital Improvements Element.

Overview of Funding Strategy

Projects within each infrastructure type may be funded from any number of sources. The following provides in brief terms, the funding strategy used and demonstrated in the funding section of each project:

Building/Facility, General Government, Park, Landscape and Technology Infrastructure:

Projects that benefit county-wide government and generally are supplied from Capital Projects Funds which includes ad valorem tax revenues, Impact Fee Fund, Sales Tax revenues, grants and loans. The project sponsors may include General Government Administration, Fire & EMS and Sheriff. Other department sponsors that have a dedicated revenue stream will generally fund their own building or other infrastructure-type projects. These might include Fire assessments, gas taxes, Utility fees, and Solid Waste fees. Each project and its potential revenue sources are estimated into future years to determine availability before the project is adopted.

Road and Sidewalk Infrastructure and Infrastructure Compliance:

Public Works projects that may be funded from a combination of impact fees, gas taxes, MSBU/TU assessments, Sales Tax Extension revenues and grants. MSBU/TU committees often recommend sidewalk expansion projects for funding from the street assessments.

Utility Infrastructure:

Water and sewer projects that are funded by utility fees, grants and bonds/loans, along with MSBU utility assessments.

Infrastructure Maintenance (Capital Maintenance Schedule):

Non-recurring capital maintenance and replacement projects that may be funded from ad valorem tax revenues, MSBU assessments, gas taxes (transportation trust), Utility fees and Solid Waste fees.

**CHARLOTTE COUNTY
CAPITAL IMPROVEMENT PROGRAM
FY 2025**

INTRODUCTION

Project Status

Project status has been included in each detailed project form, as well as within the Table of Contents. Additionally, a new Status Table is provided which sorts all projects together alphabetically that share a common status. Status definitions follow.

New:

The first time a project appears in the adopted Capital Improvements Program it will be classified with a status of “New”. These will include projects adopted as part of a new sales tax extension, as a result of the Capital Needs Assessment process, or as an out of cycle request.

In Progress:

Projects that are funded within the six-year window are considered “In Progress” if the project is not new or does not meet other status criteria. The project is considered “In Progress” in the second year of its life cycle.

In Debt Service:

A project with “In Debt Service” status will be included in the Capital Improvements Program for application of impact fees when the infrastructure has been placed into service, but debt payments continue (principal and/or interest.)

In Closeout:

Prior to a project being closed, the project appears as “In Closeout” when the project includes an estimate of expenditures for the prior year.

Closed:

This is the final phase of the project lifecycle. When placed in a "Closed" status, the "New \$" field denotes a technical adjustment that provides for the total actual project cost. The project is published in the Capital Improvements Program with all costs accounted for as reported in the project module of the County’s financial system. This provides the final published record of the completed project.

Annual:

This status is specific to the Capital Maintenance Schedules. Each year new plans are generated and funded specific to that fiscal year. Any unencumbered funds in a given fiscal year are returned for reallocation.



This page intentionally left blank

Charlotte County, Florida

Capital Improvement Plan

- I. The Capital Improvement Program (CIP) and the Capital Needs Assessment (CNA) – collectively referred to as the **Capital Improvement Plan** – represent a statement of Charlotte County’s policy regarding long-range physical development for the next 6-year and 20-year periods, respectively. The Capital Improvement Plan serves as a planning and implementation tool for the development, acquisition, construction, maintenance and renovation of public facilities, infrastructure and capital equipment.

The initial 6-year period of the program is called the **Capital Improvement Program (CIP)**. The CIP forecasts spending for all anticipated capital projects and is considered a link between the County’s Comprehensive Plan and its fiscal planning process. The plan is based on the “physical needs” of the County as identified in the Comprehensive Plan and as prioritized by the CIP Review Committee in alignment with the Board’s strategic goals.

The following 14-year period of the Capital Improvement Plan (i.e. years 7 through 20) is called the **Capital Needs Assessment (CNA)** which helps identify County capital needs beyond the initial 6-year horizon. This assessment plan shall be updated every two years as part of the County’s planning process and helps form the basis for the 6-year CIP as projects are brought forward. Projects included in the CNA are not balanced to revenues but are viewed as potential projects in the planning stage.

In developing the Capital Improvement Program, the County adheres to financial and debt management policies established by the Board. These policies are in place to help preserve the County’s credit rating and establish a framework for the County’s overall fiscal planning and management. Projects are carefully evaluated and prioritized to optimize the use of limited capital funds and meet operational and community needs.

II. Definitions.

- a. A **capital project** is a planned expense for a facility or physical item exceeding \$100,000, having a useful lifespan of 10 years or more (except for technology products) and meeting one or more of the following criterion:
 - i. Involves the acquisition or construction of any physical facility for the community;
 - ii. Involves the acquisition of land or an interest in land for the community;
 - iii. Increases capacity of a public utility or roadway through acquisition or construction;
 - iv. Involves the ongoing acquisition of major equipment or physical systems, i.e. radio systems, computer technology, major specialized vehicles, etc.;
 - v. Involves modifications of facilities, including additions to existing facilities, which increases the square footage, useful life, or value of the facility.
 - vi. Maintenance or replacement of substantial facility.

Each capital project will have its own page within the CIP.

Charlotte County, Florida Capital Improvement Plan

- b. A **capital maintenance or replacement project** is a non-recurring project to repair, maintain or replace existing capital facilities for the purpose of protecting the County's investment in the facility and minimizing future maintenance and replacement costs. Capital maintenance/replacement projects must have expenditure intervals greater than five years, and individual projects may have values below \$100,000.

Capital maintenance or replacement projects will appear in the Capital Improvement Program but will be approved as a schedule of similar repair/replacement activities.

- c. **Information technology purchases** are durable products but typically have a useful life of only three to five years, these purchases are planned in the CIP and have various funding sources. Technology replacement or maintenance with a useful life of up to five years shall be approved as a schedule of similar activities.

III. Departments will review projects from the Capital Needs Assessment for advancement to the CIP. Departments will rank the projects with their internal ranking methodology and submit to the CIP Review Committee for prioritization. An internal ranking methodology shall also be used for prioritizing utility enterprise funded capital projects. Ranking of the enterprise funded capital projects will be conducted by Utilities prior to Board review.

IV. The **CIP Review Committee** will meet during the budget preparation process to validate, review and prioritize submitted projects based on county needs, strategic focus areas, and available funding resources. The CIP Review Committee will recommend the ranking and allocation of resources to the Board of County Commissioners for final approval. The CIP Review Committee is comprised of the department directors and Fiscal Services staff who are involved with capital projects. Also included will be the county administrator, deputy county administrator, budget director, capital projects manager and others as designated by the county administrator. The Board of County Commissioners will act as the de facto CIP Review Committee fulfilling the policy function for capital projects relating to Charlotte County Utilities. The utility will rank and prioritize their enterprise funded capital projects separately from other funded projects for final Board approval.

V. During the biennial budget process, citizens will have an opportunity to express their opinion related to capital projects. Annually, a public hearing will take place to update the CIP ordinance per Florida Statutes Chapter 129.

VI. A six-year cash flow will be completed for the major CIP funding sources including gas taxes, utility funds, capital projects fund, sales tax extension funds, debt service funds and the impact fee fund. Revenues are to be reviewed and the Capital Needs Assessment (CNA) updated every two years as part of the budget adoption process.

Charlotte County, Florida Capital Improvement Plan

- VII. Funds may be accumulated in a reserve for future capital account in accordance with the County's fiscal reserve policy in order to fund future projects. Capital equipment will be replaced according to a replacement schedule based on the useful life of the asset.
- VIII. Debt may be issued for any capital or capital maintenance projects as long as the payback period does not exceed the life of the asset and a funding source is identified for the repayment.
- IX. The Capital Needs Assessment (CNA) will be updated biennially during the budget adoption process. The first 6-years of the plan will contain only funded projects within the Capital Improvement Program. The following 14-years (i.e. years 7 through 20) within the Capital Needs Assessment shall incorporate a cost inflation factor based on the industry standard for the project type, including but not limited to indices such as Construction Cost Index and Producer Price Index for Highway and Street Construction. The 20-year plan will be a discussion tool for planning funding mechanisms for future projects. Project sheets for expansionary projects will also include an estimate of ongoing maintenance and operational costs including personnel and equipment.
- X. Projects will be fully funded in accordance with Chapter 129 of the Florida Statutes.
- XI. Capital maintenance or replacement projects will be included in the CIP. Such projects may include more than one location for the same type of maintenance. The estimated total of all locations will be stated in the CIP project with a breakdown of costs associated with specific locations reported on a separate schedule. This schedule of the locations and estimates will be maintained at the department level. Changes to the budgeted amounts of the various locations within a renewal and replacement project may be made by the department director in charge of the project with the approval of the capital projects manager. For Community Services, the capital maintenance schedule also serves as the funding source for programmatic amenity repair, replacement, and for amenity expansion to implement the County-wide Parks and Recreation Master Plan.
- XII. A review of the progress and financial status of the capital projects, including capital maintenance or replacement projects, shall be performed quarterly with the capital projects manager, department directors, project managers and Fiscal Services staff who are involved with capital projects. Fiscal Services will supply a quarterly report showing the project budget, expenses to date, encumbrances and available budget balance.
- XIII. Any change or modification to a construction contract within the CIP shall be authorized in accordance with the Charlotte County Purchasing Manual and may be approved either by the Board of County Commissioners, or by the County Administrator or his/her designee, based on the criteria outlined within the manual. Changes or modifications below the administrative approval may be brought to the attention of the Board as circumstances dictate. A change to the overall total of the capital project shall require a revision to the project page and approval by the Board of County Commissioners.



This page intentionally left blank

Capital Improvement Program Totals by Infrastructure Type and Project with Funding Sources 2026 Adopted CIP

(in thousands 000)

	Prior								
	Actuals	FY25 Est	FY 26	FY 27	FY 28	FY 29	FY 30	FY 31	Total
Building/Facility Infrastructure	76,256	20,718	184,624	123,601	347,499	31,506	34,243	37,406	855,852
F-02 Community Development New Building									-
Building Construction Services	-	-	-	-	26,319	-	-	-	26,319
Community Development New Building Total	-	-	-	-	26,319	-	-	-	26,319
F-03 CARE Expansion / Grace Street Complex									-
Pending Sales Tax 2026	-	-	-	-	-	-	4,024	-	4,024
CARE Expansion / Grace Street Complex Total	-	-	-	-	-	-	4,024	-	4,024
F-04 Charlotte Harbor CRA Parking Improvements and Pedestrian Walkway Connection									-
TIF	1,510	-	139	-	-	-	-	-	1,649
Charlotte Harbor CRA Parking Improvements and Pedestrian Walkway Connection	1,510	-	139	-	-	-	-	-	1,649
F-05 Charlotte Harbor Event and Conference Center Parking Garage									-
Pending Sales Tax 2026	-	-	-	8,257	-	-	-	-	8,257
Charlotte Harbor Event and Conference Center Parking Garage Total	-	-	-	8,257	-	-	-	-	8,257
F-06 Charlotte County Health Dept									-
Capital Projects Fund	-	-	-	-	294	-	-	-	294
Grants Pending	-	-	-	-	147	-	-	-	147
Charlotte County Health Dept Total	-	-	-	-	441	-	-	-	441
F-07 Clerk Records Warehouse Replacement									-
Pending Sales Tax 2026	-	-	-	-	10,863	-	-	-	10,863
Clerk Records Warehouse Replacement Total	-	-	-	-	10,863	-	-	-	10,863
F-08 Countywide Elevator Assessment									-
Capital Projects Fund	-	-	1,000	-	-	-	-	-	1,000
Countywide Elevator Assessment Total	-	-	1,000	-	-	-	-	-	1,000
F-09 Cultural Center/Library Replacement									-
Capital Projects Fund	-	21	2,850	-	-	-	-	-	2,871
Pending Sales Tax 2026	-	-	-	65,790	-	-	-	-	65,790
Cultural Center/Library Replacement Total	-	21	2,850	65,790	-	-	-	-	68,661
F-10 Emergency Mgt Generators - FY23 HM Grant Pgm									-
Capital Projects Fund	16	57	53	-	-	-	-	-	126
Grants	-	-	1,135	-	-	-	-	-	1,135
Emergency Mgt Generators - FY23 HM Grant Pgm Total	16	57	1,188	-	-	-	-	-	1,261
F-11 Emergency Management Generators (HMGP-4673)									-
Grants Pending	-	-	-	-	1,276	-	-	-	1,276
Emergency Management Generators (HMGP-4673) Total	-	-	-	-	1,276	-	-	-	1,276

**Capital Improvement Program Totals
by Infrastructure Type and Project with Funding Sources
2026 Adopted CIP**

(in thousands 000)

	Prior Actuals	FY25 Est	FY 26	FY 27	FY 28	FY 29	FY 30	FY 31	Total
F-12	Emergency Operations Center Expansion								-
	Capital Projects Fund	-	-	7,426	-	-	-	-	7,426
	Grants	-	30	11,970	-	-	-	-	12,000
	Emergency Operations Center Expansion Total	-	30	19,396	-	-	-	-	19,426
F-13	Energy Performance Improvement Measures								-
	Capital Projects Fund	665	27	56	29	30	31	-	839
	Debt Proceeds	3,700	-	-	-	-	-	-	3,700
	Energy Performance Improvement Measures Total	4,365	27	56	29	30	31	-	4,539
F-14	Facilities Department Renovations								-
	Capital Projects Fund	74	18	1,463	-	-	-	-	1,555
	Facilities Department Renovations Total	74	18	1,463	-	-	-	-	1,555
F-15	Fleet Management Building								-
	Pending Sales Tax 2026	-	-	-	-	27,046	-	-	27,046
	Fleet Management Building Total	-	-	-	-	27,046	-	-	27,046
F-16	Loveland Bldg Renov (former Human Services space)								-
	Capital Projects Fund	-	-	-	-	-	-	-	-
	Pending Sales Tax 2026	-	-	2,121	-	-	-	-	2,121
	Loveland Bldg Renov (former Human Services space) Total	-	-	2,121	-	-	-	-	2,121
F-17	Mosquito Control Building at Babock Ranch								-
	Capital Projects Fund	-	-	-	-	-	-	-	-
	Impact Fees	-	-	518	-	-	-	-	518
	Mosquito Control Building at Babock Ranch Total	-	-	518	-	-	-	-	518
F-18	Public Safety Saferoom (HMGP-4673)								-
	Capital Projects Fund	-	-	-	-	7,259	-	-	7,259
	Grants Pending	-	-	-	-	16,517	-	-	16,517
	Public Safety Saferoom (HMGP-4673) Total	-	-	-	-	23,776	-	-	23,776
F-19	Radio Management Warehouse								-
	Sales Tax 2020	-	-	806	-	-	-	-	806
	Radio Management Warehouse Total	-	-	806	-	-	-	-	806
F-20	South County Annex Replacement								-
	Sales Tax 2020 Tier 2	-	-	11,757	-	-	-	-	11,757
	South County Annex Replacement Total	-	-	11,757	-	-	-	-	11,757
F-21	Supervisor of Elections Warehouse								-
	Sales Tax 2014	1,572	1,201	1,928	-	-	-	-	4,700
	Sales Tax 2020	923	1,154	1,423	-	-	-	-	3,500
	Supervisor of Elections Warehouse Total	2,494	2,355	3,351	-	-	-	-	8,200

Capital Improvement Program Totals by Infrastructure Type and Project with Funding Sources 2026 Adopted CIP

(in thousands 000)

	Prior Actuals	FY25 Est	FY 26	FY 27	FY 28	FY 29	FY 30	FY 31	Total
F-22 Tourism Office									-
Tourist Development	-	-	-	-	-	-	6,948	-	6,948
Tourism Office Total	-	-	-	-	-	-	6,948	-	6,948
F-23 Fire Station 17 Additional Tuckers Grade/ US 41									-
Sales Tax 2020	235	-	5,455	-	-	-	-	-	5,690
Fire Station 17 Additional Tuckers Grade/ US 41 Total	235	-	5,455	-	-	-	-	-	5,690
F-24 Fire Station 18, Edgewater Drive (Additional)									-
Pending Sales Tax 2026	-	-	-	10,793	-	-	-	-	10,793
Fire Station 18, Edgewater Drive (Additional) Total	-	-	-	10,793	-	-	-	-	10,793
F-25 Fire Station 19 (Add'l), Gasparilla Road									-
Pending Sales Tax 2026	-	-	-	10,793	-	-	-	-	10,793
Fire Station 19 (Add'l), Gasparilla Road Total	-	-	-	10,793	-	-	-	-	10,793
F-26 Fire Station 2 Replacement/Relocate									-
Capital Projects Fund	2,825	-	672	-	-	-	-	-	3,497
Impact Fees	737	-	-	-	-	-	-	-	737
Sales Tax 2014	2,158	-	-	-	-	-	-	-	2,158
Fire Station 2 Replacement/Relocate Total	5,720	-	672	-	-	-	-	-	6,391
F-27 Fire Station 20, Babcock Site 2 (Additional)									-
Pending Sales Tax 2026	-	-	-	-	5,801	-	-	-	5,801
Fire Station 20, Babcock Site 2 (Additional) Total	-	-	-	-	5,801	-	-	-	5,801
F-28 Fire Station 21, Babcock Site 3 (Additional)									-
Pending Sales Tax 2026	-	-	-	-	-	6,152	-	-	6,152
Fire Station 21, Babcock Site 3 (Additional) Total	-	-	-	-	-	6,152	-	-	6,152
F-29 Fire Station 3 Replacement									-
Sales Tax 2020	-	0	6,054	-	-	-	-	-	6,054
Fire Station 3 Replacement Total	-	0	6,054	-	-	-	-	-	6,054
F-30 Fire Station 4 Replacement									-
Pending Sales Tax 2026	-	-	-	-	-	-	-	13,282	13,282
Fire Station 4 Replacement Total	-	-	-	-	-	-	-	13,282	13,282
F-31 Fire Station 5 Replacement/Relocate									-
Capital Projects Fund	3,874	-	723	-	-	-	-	-	4,597
Impact Fees	628	-	-	-	-	-	-	-	628
Sales Tax 2014	225	-	-	-	-	-	-	-	225
Fire Station 5 Replacement/Relocate Total	4,727	-	723	-	-	-	-	-	5,450
F-32 Fire Station 6 Replacement									-
Sales Tax 2020	459	0	4,041	-	-	-	-	-	4,500
Fire Station 6 Replacement Total	459	0	4,041	-	-	-	-	-	4,500

Capital Improvement Program Totals by Infrastructure Type and Project with Funding Sources 2026 Adopted CIP

(in thousands 000)

	Prior								
	Actuals	FY25 Est	FY 26	FY 27	FY 28	FY 29	FY 30	FY 31	Total
F-33	Fire Station 9 Babcock Site 1 (FS 9 Relocation)								-
	Capital Projects Fund	1,329	-	21	-	-	-	-	1,350
	Impact Fees	1,497	937	316	-	-	-	-	2,750
	Fire Station 9 Babcock Site 1 (FS 9 Relocation) Total	2,826	937	337	-	-	-	-	4,100
F-34	Fire/EMS Vehicle Maint Warehouse Expansion								-
	Impact Fees	-	-	-	-	-	-	-	-
	Pending Sales Tax 2026	-	-	2,916	-	-	-	-	2,916
	Fire/EMS Vehicle Maint Warehouse Expansion Total	-	-	2,916	-	-	-	-	2,916
F-35	Family Services Center Campus Phase 2								-
	Sales Tax 2014	863	-	(3)	-	-	-	-	860
	Sales Tax 2020	9,698	79	263	-	-	-	-	10,040
	Family Services Center Campus Phase 2 Total	10,561	79	261	-	-	-	-	10,900
F-36	Babcock Library & Annex								-
	Impact Fees	-	-	-	-	-	-	-	-
	Pending Sales Tax 2026	-	-	2,562	-	16,244	-	-	18,806
	Babcock Library & Annex Total	-	-	2,562	-	16,244	-	-	18,806
F-37	Library Renovations								-
	Sales Tax 2020 Tier 2	-	-	-	-	119	1,138	-	1,258
	Library Renovations Total	-	-	-	-	119	1,138	-	1,258
F-38	Bissett Community Park Ph 3 (HMGP-4673)								-
	Grants Pending	-	-	-	-	32,800	-	-	32,800
	Pending Sales Tax 2026	-	-	-	-	-	-	7,084	7,084
	Bissett Community Park Ph 3 (HMGP-4673) Total	-	-	-	-	32,800	-	7,084	39,884
F-39	Boating Improvements-Ainger Creek								-
	Boater Improvement	-	-	250	-	-	-	-	250
	Capital Projects Fund	232	6	3,443	-	-	-	-	3,682
	Parking Fees	763	-	-	-	-	-	-	763
	Boating Improvements-Ainger Creek Total	996	6	3,693	-	-	-	-	4,695
F-40	Centennial Park Pool Ph 3								-
	Pending Sales Tax 2026	-	-	-	-	14,672	-	-	14,672
	Centennial Park Pool Ph 3 Total	-	-	-	-	14,672	-	-	14,672
F-41	Charlotte Sports Park Asphalt Parking								-
	Pending Sales Tax 2026	-	-	-	-	3,773	-	-	3,773
	Charlotte Sports Park Asphalt Parking Total	-	-	-	-	3,773	-	-	3,773
F-42	Charlotte Sports Park Renovations								-
	Sales Tax 2020 Tier 2	-	-	-	-	7,156	-	-	7,156
	Charlotte Sports Park Renovations Total	-	-	-	-	7,156	-	-	7,156

Capital Improvement Program Totals by Infrastructure Type and Project with Funding Sources 2026 Adopted CIP

(in thousands 000)

		Prior								
		Actuals	FY25 Est	FY 26	FY 27	FY 28	FY 29	FY 30	FY 31	Total
F-43	East Kings Highway Community Park									-
	Capital Projects Fund	-	-	-	-	-	-	-	-	-
	Impact Fees	-	-	-	-	-	-	-	-	-
	East Kings Highway Community Park Total	-	-	-	-	-	-	-	-	-
F-44	GC Herring Park Ph 1									-
	Grants	-	-	200	-	-	-	-	-	200
	Sales Tax 2020	19	40	2,533	-	-	-	-	-	2,591
	GC Herring Park Ph 1 Total	19	40	2,733	-	-	-	-	-	2,791
F-45	Harold Avenue Generator Mitigation Grant									-
	Capital Projects Fund	85	-	30	-	-	-	-	-	115
	Grants	251	-	25	-	-	-	-	-	276
	Harold Avenue Generator Mitigation Grant Total	336	-	55	-	-	-	-	-	391
F-46	Harold Avenue Rec Center Wind Retrofit									-
	Capital Projects Fund	75	-	64	-	-	-	-	-	139
	Grants	223	-	194	-	-	-	-	-	417
	Harold Avenue Rec Center Wind Retrofit Total	298	-	259	-	-	-	-	-	556
F-47	Maracaibo Community Park & Concession									-
	Capital Projects Fund	-	-	-	-	-	-	-	-	-
	Impact Fees	-	-	-	-	-	-	-	-	-
	Pending Sales Tax 2026	-	-	-	1,086	9,380	-	-	-	10,466
	Maracaibo Community Park & Concession Total	-	-	-	1,086	9,380	-	-	-	10,466
F-48	McGuire Park Phase 2									-
	Capital Projects Fund	-	-	2,400	-	-	-	-	-	2,400
	Impact Fees	-	-	500	-	-	-	-	-	500
	McGuire Park Phase 2 Total	-	-	2,900	-	-	-	-	-	2,900
F-49	Mid County Annex									-
	Pending Sales Tax 2026	-	-	-	-	50,189	-	-	-	50,189
	Mid County Annex Total	-	-	-	-	50,189	-	-	-	50,189
F-50	Myakka River Park - Phase 2									-
	Pending Sales Tax 2026	-	-	-	-	-	-	10,704	-	10,704
	Myakka River Park - Phase 2 Total	-	-	-	-	-	-	10,704	-	10,704
F-51	Park Renovation at Port Charlotte Beach, Bissett,									-
	Pending Sales Tax 2026	-	-	-	-	8,707	-	-	-	8,707
	Park Renovation at Port Charlotte Beach, Bissett, Total	-	-	-	-	8,707	-	-	-	8,707
F-52	Park Restrooms - Bill Coy Preserve									-
	Capital Projects Fund	-	-	534	-	-	-	-	-	534
	Park Restrooms - Bill Coy Preserve Total	-	-	534	-	-	-	-	-	534

Capital Improvement Program Totals by Infrastructure Type and Project with Funding Sources 2026 Adopted CIP

(in thousands 000)

	Prior Actuals	FY25 Est	FY 26	FY 27	FY 28	FY 29	FY 30	FY 31	Total
F-53 Park Restrooms - Harold Ave & South County Regional Parks									-
Capital Projects Fund	-	-	1,430	-	-	-	-	-	1,430
Park Restrooms - Harold Ave & South County Regional Parks Total	-	-	1,430	-	-	-	-	-	1,430
F-54 Park Restrooms - Kiwanis and Franz Ross Parks									-
Capital Projects Fund	-	-	-	1,633	-	-	-	-	1,633
Park Restrooms - Kiwanis and Franz Ross Parks Total	-	-	-	1,633	-	-	-	-	1,633
F-55 Park Restrooms - Maracaibo, Hathaway, Centennial									-
Capital Projects Fund	-	-	-	-	2,793	-	-	-	2,793
Park Restrooms - Maracaibo, Hathaway, Centennial Total	-	-	-	-	2,793	-	-	-	2,793
F-56 Park Restrooms - Randy Spence & Midway Parks									-
Capital Projects Fund	-	-	1,382	-	-	-	-	-	1,382
Park Restrooms - Randy Spence & Midway Parks Total	-	-	1,382	-	-	-	-	-	1,382
F-57 Placida West Boat Ramp - 12560 Placida Road									-
Sales Tax 2014	402	15	6,583	-	-	-	-	-	7,000
Placida West Boat Ramp - 12560 Placida Road Total	402	15	6,583	-	-	-	-	-	7,000
F-58 Port Charlotte Beach Recreation Center									-
Sales Tax 2014	454	-	746	-	-	-	-	-	1,200
Sales Tax 2020	79	346	22,874	-	-	-	-	-	23,300
Port Charlotte Beach Recreation Center Total	533	346	23,620	-	-	-	-	-	24,500
F-59 Port Charlotte Beach Recreation Center Pool									-
Sales Tax 2020	63	-	8,137	-	-	-	-	-	8,200
Port Charlotte Beach Recreation Center Pool Total	63	-	8,137	-	-	-	-	-	8,200
F-60 Recreation Center Renovation - So County Regional Park									-
Pending Sales Tax 2026	-	-	-	12,034	-	-	-	-	12,034
Recreation Center Renovation - So County Regional Park Total	-	-	-	12,034	-	-	-	-	12,034
F-61 Recreation Center Renovation, Centennial Park									-
Pending Sales Tax 2026	-	-	-	-	-	-	-	10,135	10,135
Recreation Center Renovation, Centennial Park Total	-	-	-	-	-	-	-	10,135	10,135
F-62 Riverside Boat Ramp Replacement									-
Capital Projects Fund	-	12	1,999	-	-	-	-	-	2,011
Parking Fees	69	-	-	-	-	-	-	-	69
Riverside Boat Ramp Replacement Total	69	12	1,999	-	-	-	-	-	2,080
F-63 South Murdock Community Park									-
Pending Sales Tax 2026	-	-	-	5,848	119	9,386	-	-	15,353
South Murdock Community Park Total	-	-	-	5,848	119	9,386	-	-	15,353

Capital Improvement Program Totals by Infrastructure Type and Project with Funding Sources 2026 Adopted CIP

(in thousands 000)

		Prior								
		Actuals	FY25 Est	FY 26	FY 27	FY 28	FY 29	FY 30	FY 31	Total
F-64	Special Needs Saferoom (HMGP-4673)									-
	Grants	-	-	6,459	-	-	-	-	-	6,459
	Grants Pending	-	-	2,012	-	30,258	-	-	-	32,270
	Special Needs Saferoom (HMGP-4673) Total	-	-	8,471	-	30,258	-	-	-	38,729
F-65	Tringali Community Center									-
	Pending Sales Tax 2026	-	-	-	-	-	126	761	6,904	7,792
	Tringali Community Center Total	-	-	-	-	-	126	761	6,904	7,792
F-66	Tuckers Grade Community Park									-
	Capital Projects Fund	-	-	-	-	-	-	11,806	-	11,806
	Tuckers Grade Community Park Total	-	-	-	-	-	-	11,806	-	11,806
F-67	Wm. R. Gaines Jr. Veterans Memorial Park Ph 2									-
	Sales Tax 2020	16	40	1,694	-	-	-	-	-	1,750
	Wm. R. Gaines Jr. Veterans Memorial Park Ph 2 Total	16	40	1,694	-	-	-	-	-	1,750
F-68	Wm. R. Gaines Jr. Veterans Memorial Park Ph 3									-
	Pending Sales Tax 2026	-	-	-	-	4,374	-	-	-	4,374
	Wm. R. Gaines Jr. Veterans Memorial Park Ph 3 Total	-	-	-	-	4,374	-	-	-	4,374
F-69	JB Maintenance Yard Relocation to Murdock area									-
	Capital Projects Fund	1,777	-	223	-	-	-	-	-	2,000
	Gas Tax (Trans Trust)	1,637	-	(223)	-	-	-	-	-	1,414
	JB Maintenance Yard Relocation to Murdock area Total	3,414	-	-	-	-	-	-	-	3,414
F-70	Mid County Operations Facility - Public Works									-
	Grants Pending	-	-	-	-	14,486	-	-	-	14,486
	Pending Sales Tax 2026	-	-	-	-	17,789	-	-	-	17,789
	Mid County Operations Facility - Public Works Total	-	-	-	-	32,275	-	-	-	32,275
F-71	Sheriff District 2 Murdock									-
	Sales Tax 2020 Tier 2	-	-	5,939	-	-	-	-	-	5,939
	Sheriff District 2 Murdock Total	-	-	5,939	-	-	-	-	-	5,939
F-72	Sheriff District 3 Headquarters with Evidence and Impound yard									-
	Capital Projects Fund	386	-	-	-	-	-	-	-	386
	Impact Fees	4,055	1,664	-	-	-	-	-	-	5,719
	Infrastructure Ad valorem	7,988	(1,664)	-	-	-	-	-	-	6,324
	Other	-	-	-	-	-	-	-	-	-
	Sales Tax 2014	600	-	-	-	-	-	-	-	600
	Sheriff District 3 Headquarters with Evidence and Impound yard Total	13,029	-	-	-	-	-	-	-	13,029
F-73	Sheriff District 4 HQ with Training Facility									-
	Infrastructure Ad valorem	1,280	-	1	-	-	-	-	-	1,281
	Sales Tax 2020	5,825	4,463	3,031	-	-	-	-	-	13,319
	Sheriff District 4 HQ with Training Facility Total	7,105	4,463	3,032	-	-	-	-	-	14,600

Capital Improvement Program Totals by Infrastructure Type and Project with Funding Sources 2026 Adopted CIP

(in thousands 000)

	Prior									
	Actuals	FY25 Est	FY 26	FY 27	FY 28	FY 29	FY 30	FY 31	Total	
F-74	Sheriff District 5 HQ Babcock									-
	Impact Fees	-	-	516	-	-	-	-	-	516
	Infrastructure Ad valorem	2,559	1,425	-	-	-	-	-	-	3,984
	Sheriff District 5 HQ Babcock Total	2,559	1,425	516	-	-	-	-	-	4,500
F-75	Sheriff Jail Admin Renovation (with Kitchen & Laundry)									-
	Capital Projects Fund	-	-	-	-	-	-	-	-	-
	Infrastructure Ad valorem	-	-	-	-	-	-	-	-	-
	Pending Sales Tax 2026	-	-	6,611	-	-	-	-	-	6,611
	Sheriff Jail Admin Renovation (with Kitchen & Laundry) Total	-	-	6,611	-	-	-	-	-	6,611
F-76	Sheriff Support Services (Admin HQ) & Hardened 911									-
	Ad Valorem	-	-	2,087	-	-	-	-	-	2,087
	Sales Tax 2020	9,454	10,841	24,706	-	-	-	-	-	45,000
	Sheriff Support Services (Admin HQ) & Hardened 911 Total	9,454	10,841	26,793	-	-	-	-	-	47,088
F-77	SO Warehouse Loveland									-
	Pending Sales Tax 2026	-	-	-	7,337	-	-	-	-	7,337
	SO Warehouse Loveland Total	-	-	-	7,337	-	-	-	-	7,337
F-78	Landfill Scale House									-
	Solid Waste Enterprise Fund	4,977	5	3,899	-	-	-	-	-	8,880
	Landfill Scale House Total	4,977	5	3,899	-	-	-	-	-	8,880
F-79	SW Landfill Operations Building Zemel									-
	Solid Waste Enterprise Fund	-	-	6,681	-	-	-	-	-	6,681
	SW Landfill Operations Building Zemel Total	-	-	6,681	-	-	-	-	-	6,681
F-80	Environmental Campus Building B									-
	Utility Operations & Maint	-	-	-	-	14,222	-	-	-	14,222
	Environmental Campus Building B Total	-	-	-	-	14,222	-	-	-	14,222
F-81	Mid County Operations Facility - Utilities									-
	Grants Pending	-	-	-	-	14,191	-	-	-	14,191
	Utility Operations & Maint	-	-	-	-	25,346	-	-	-	25,346
	Mid County Operations Facility - Utilities Total	-	-	-	-	39,537	-	-	-	39,537

**Capital Improvement Program Totals
by Infrastructure Type and Project with Funding Sources
2026 Adopted CIP**

(in thousands 000)

		Prior Actuals	FY25 Est	FY 26	FY 27	FY 28	FY 29	FY 30	FY 31	Total
General Government		11,476	253	14,667	1,724	253	253	253	253	29,131
G-02	Additional and Miscellaneous Equipment (FY22/FY23)									-
	Ad Valorem	-	-	-	-	-	-	-	-	-
	Building Construction Services	-	-	-	-	-	-	-	-	-
	Capital Projects Fund	98	-	(0)	-	-	-	-	-	98
	Fire Assessments	92	-	0	-	-	-	-	-	93
	Fleet Enterprise Fund	41	-	-	-	-	-	-	-	41
	Gas Tax (Trans Trust)	422	-	-	-	-	-	-	-	422
	Solid Waste Enterprise Fund	529	-	-	-	-	-	-	-	529
	Utility Operations & Maint	1,026	-	275	-	-	-	-	-	1,301
	Additional and Miscellaneous Equipment (FY22/FY23) Total	2,208	-	275	-	-	-	-	-	2,483
G-03	Additional and Miscellaneous Equipment (FY24/FY25)									-
	Capital Projects Fund	-	(30)	1,752	-	-	-	-	-	1,722
	Fire Assessments	-	-	3,175	-	-	-	-	-	3,175
	Gas Tax (Trans Trust)	-	-	20	-	-	-	-	-	20
	Utility Operations & Maint	30	30	-	-	-	-	-	-	60
	Additional and Miscellaneous Equipment (FY24/FY25) Total	30	-	4,947	-	-	-	-	-	4,977
G-04	Additional Heavy, Small and Misc. Fleet Equipment (FY26/FY27)									-
	Ad Valorem	-	-	143	-	-	-	-	-	143
	Capital Projects Fund	-	-	1,104	400	-	-	-	-	1,504
	Fire Assessments	-	-	549	450	-	-	-	-	999
	Solid Waste Enterprise Fund	-	-	106	-	-	-	-	-	106
	Utility Operations & Maint	-	-	2,107	621	-	-	-	-	2,728
	Additional Heavy, Small and Misc. Fleet Equipment (FY26/FY27) Total	-	-	4,009	1,471	-	-	-	-	5,481
G-05	Additional Rolling Stock Public Works (FY24/FY25)									-
	Ad Valorem	-	-	166	-	-	-	-	-	166
	Ad Valorem (Lighting District)	-	-	270	-	-	-	-	-	270
	Capital Projects Fund	0	-	-	-	-	-	-	-	0
	Gas Tax (Trans Trust)	2,302	-	2,945	-	-	-	-	-	5,247
	Solid Waste Enterprise Fund	488	-	0	-	-	-	-	-	488
	Additional Rolling Stock Public Works (FY24/FY25) Total	2,790	-	3,381	-	-	-	-	-	6,171
G-06	Additional Rolling Stock Utilities (FY24/FY25)									-
	Utility Operations & Maint	81	-	1,802	-	-	-	-	-	1,884
	Additional Rolling Stock Utilities (FY24/FY25) Total	81	-	1,802	-	-	-	-	-	1,884
G-07	GDC Land Purchase									-
	Capital Projects Fund	6,366	253	253	253	253	253	253	253	8,135
	GDC Land Purchase Total	6,366	253	253	253	253	253	253	253	8,135

**Capital Improvement Program Totals
by Infrastructure Type and Project with Funding Sources
2026 Adopted CIP**

(in thousands 000)

	Prior Actuals	FY25 Est	FY 26	FY 27	FY 28	FY 29	FY 30	FY 31	Total
Landscape Infrastructure	1,624	-	8,569	170	469	2,212	12	-	13,056
L-02 Landscaping Gateways, Entry Features & Thoroughfares									-
Capital Projects Fund	658	-	1,538	-	-	-	-	-	2,195
Grants	443	-	852	-	-	-	-	-	1,295
Native Tree Fund	524	-	6,179	170	469	2,212	12	-	9,566
Landscaping Gateways, Entry Features & Thoroughfares Total	1,624	-	8,569	170	469	2,212	12	-	13,056

**Capital Improvement Program Totals
by Infrastructure Type and Project with Funding Sources
2026 Adopted CIP**

(in thousands 000)

	Prior Actuals	FY25 Est	FY 26	FY 27	FY 28	FY 29	FY 30	FY 31	Total
Infrastructure Maintenance	430	446	4,719	1,601	-	-	-	-	7,196
M-02 Indian Spring Cemetery Bank Stabilization									-
Capital Projects Fund	236	10	1,198	-	-	-	-	-	1,445
Indian Spring Cemetery Bank Stabilization Total	236	10	1,198	-	-	-	-	-	1,445
M-03 Street Lighting LED Conversion Program									-
Ad Valorem (Lighting District)	194	436	3,521	1,601	-	-	-	-	5,751
Street Lighting LED Conversion Program Total	194	436	3,521	1,601	-	-	-	-	5,751

Capital Improvement Program Totals by Infrastructure Type and Project with Funding Sources 2026 Adopted CIP

(in thousands 000)

		Prior Actuals	FY25 Est	FY 26	FY 27	FY 28	FY 29	FY 30	FY 31	Total
Park Infrastructure		8,720	388	11,556	27,968	13,484	6,015	5,982	1,250	75,362
P-02	Multi Use Trails Allocation (2027)									-
	Pending Sales Tax 2026	-	-	-	1,250	1,250	1,250	1,250	1,250	6,250
	Multi Use Trails Allocation (2027) Total	-	-	-	1,250	1,250	1,250	1,250	1,250	6,250
P-03	Sport Field Conversions									-
	Capital Projects Fund	-	-	530	8,435	298	-	-	-	9,263
	Sport Field Conversions Total	-	-	530	8,435	298	-	-	-	9,263
P-04	Bayshore Live Oak Park									-
	Capital Projects Fund	803	-	720	-	-	-	-	-	1,522
	Bayshore Live Oak Park Total	803	-	720	-	-	-	-	-	1,522
P-05	Centennial Park Ph 2									-
	Pending Sales Tax 2026	-	-	-	-	10,147	-	-	-	10,147
	Centennial Park Ph 2 Total	-	-	-	-	10,147	-	-	-	10,147
P-06	Lake Betty Park									-
	Capital Projects Fund	73	-	1,680	-	-	-	-	-	1,754
	Grants	-	-	200	-	-	-	-	-	200
	Impact Fees	139	124	669	-	-	-	-	-	932
	Lake Betty Park Total	212	124	2,549	-	-	-	-	-	2,885
P-07	Port Charlotte Beach Park Stabilization									-
	Capital Projects Fund	-	-	-	2,706	-	-	-	-	2,706
	Port Charlotte Beach Park Stabilization Total	-	-	-	2,706	-	-	-	-	2,706
P-08	William R. Gaines Jr. Veterans Memorial Park Ph1									-
	Capital Projects Fund	983	97	(112)	-	-	-	-	-	968
	Grants	345	-	0	-	-	-	-	-	345
	Sales Tax 2009	1,550	-	-	-	-	-	-	-	1,550
	Sales Tax 2014	22	-	234	-	-	-	-	-	255
	William R. Gaines Jr. Veterans Memorial Park Ph1 Total	2,899	97	121	-	-	-	-	-	3,118
P-09	Bissett Community Park									-
	Capital Projects Fund	211	-	2,689	-	-	-	-	-	2,900
	Grants	-	-	200	-	-	-	-	-	200
	Impact Fees	123	159	159	-	-	-	-	-	441
	Bissett Community Park Total	334	159	3,048	-	-	-	-	-	3,541
P-10	Bissett Community Park Phase 2									-
	Pending Sales Tax 2026	-	-	-	-	-	-	4,732	-	4,732
	Bissett Community Park Phase 2 Total	-	-	-	-	-	-	4,732	-	4,732
P-11	Charlotte Harbor Event and Conference Center Seawall									-
	Capital Projects Fund	-	-	3,008	-	-	-	-	-	3,008
	Charlotte Harbor Event and Conference Center Seawall Total	-	-	3,008	-	-	-	-	-	3,008

**Capital Improvement Program Totals
by Infrastructure Type and Project with Funding Sources
2026 Adopted CIP**

(in thousands 000)

		Prior								
		Actuals	FY25 Est	FY 26	FY 27	FY 28	FY 29	FY 30	FY 31	Total
P-12	South County Regional Park									-
	Capital Projects Fund	1,771	-	695	-	-	-	-	-	2,465
	Impact Fees	827	-	-	-	-	-	-	-	827
	South County Regional Park Total	2,597	-	695	-	-	-	-	-	3,292
P-13	GC Herring Park Phase 2									-
	Pending Sales Tax 2026	-	-	-	-	-	4,765	-	-	4,765
	GC Herring Park Phase 2 Total	-	-	-	-	-	4,765	-	-	4,765
P-14	Myakka River Park									-
	Capital Projects Fund	83	-	-	-	-	-	-	-	83
	Impact Fees	69	7	792	-	-	-	-	-	868
	Myakka River Park Total	152	7	792	-	-	-	-	-	951
P-15	Placida Passive Park Phase 1									-
	Sales Tax 2014	1,722	-	93	-	-	-	-	-	1,815
	Placida Passive Park Phase 1 Total	1,722	-	93	-	-	-	-	-	1,815
P-16	Placida Passive Park Phase 2									-
	Capital Projects Fund	-	-	-	112	1,789	-	-	-	1,902
	Pending Sales Tax 2026	-	-	-	15,464	-	-	-	-	15,464
	Placida Passive Park Phase 2 Total	-	-	-	15,577	1,789	-	-	-	17,366
P-17	Placida Bunk House									-
	Capital Projects Fund	-	-	-	-	-	-	-	-	-
	Placida Bunk House Total	-	-	-	-	-	-	-	-	-

Capital Improvement Program Totals by Infrastructure Type and Project with Funding Sources 2026 Adopted CIP

(in thousands 000)

	Prior Actuals	FY25 Est	FY 26	FY 27	FY 28	FY 29	FY 30	FY 31	Total
Roadway and Sidewalk Infrastructure	168,839	3,274	145,001	167,842	103,539	22,226	43,742	4,249	658,712
R-02 Intersection Improvements at Various Locations									-
Developer Contribution	18	-	-	-	-	-	-	-	18
Gas Tax (Capital)	672	-	0	-	-	-	-	-	672
Road Impact Fees	1,022	177	11,670	5,773	4,960	4,384	2,764	2,855	33,605
Intersection Improvements at Various Locations Total	1,712	177	11,670	5,773	4,960	4,384	2,764	2,855	34,295
R-03 Multi Use Path-On Road									-
Sales Tax 2014	3,603	-	197	-	-	-	-	-	3,800
Multi Use Path-On Road Total	3,603	-	197	-	-	-	-	-	3,800
R-04 Regional Bicycle-Pedestrian Trails									-
Sales Tax 2020	2,056	1,652	2,292	-	-	-	-	-	6,000
R-05 Road Right of Way Mapping									-
Gas Tax (Capital)	0	-	(0)	-	-	-	-	-	0
Road Impact Fees	31	39	207	-	-	-	-	-	278
Road Right of Way Mapping Total	31	39	207	-	-	-	-	-	278
R-06 Sidewalks 2009 Sales Tax Extension									-
Sales Tax 2009	9,489	-	2,876	-	-	-	-	-	12,365
Sidewalks 2009 Sales Tax Extension Total	9,489	-	2,876	-	-	-	-	-	12,365
R-07 Sidewalk Hazard Mitigation (HB41)									-
Gas Tax (Capital)	3,332	-	(0)	-	-	-	-	-	3,332
Road Impact Fees	1,138	-	4,386	-	-	-	-	-	5,524
Sidewalk Hazard Mitigation (HB41) Total	4,470	-	4,386	-	-	-	-	-	8,856
R-08 Sidewalks - Gap/Infill Gas Taxes/Impact Fees									-
Gas Tax (Capital)	-	-	-	-	-	-	-	-	-
Road Impact Fees	-	-	915	1,250	1,250	1,250	1,250	1,250	7,165
Sidewalks - Gap/Infill Gas Taxes/Impact Fees Total	-	-	915	1,250	1,250	1,250	1,250	1,250	7,165
R-09 Charlotte Harbor CRA Melbourne Street MUP									-
TIF	193	68	3,692	-	-	-	-	-	3,953
Charlotte Harbor CRA Melbourne Street MUP Total	193	68	3,692	-	-	-	-	-	3,953
R-10 Charlotte Harbor CRA Parmely St Improvements									-
TIF	142	0	2,108	-	-	-	-	-	2,250
Charlotte Harbor CRA Parmely St Improvements Total	142	0	2,108	-	-	-	-	-	2,250
R-11 Edgewater Ph 2									-
Gas Tax (Capital)	2,864	-	(4)	-	-	-	-	-	2,860
Road Impact Fees	7,023	19	3,245	-	-	-	-	-	10,288
Sales Tax 2009	20,000	-	0	-	-	-	-	-	20,000
Edgewater Ph 2 Total	29,888	19	3,242	-	-	-	-	-	33,148

Capital Improvement Program Totals by Infrastructure Type and Project with Funding Sources 2026 Adopted CIP

(in thousands 000)

	Prior Actuals	FY25 Est	FY 26	FY 27	FY 28	FY 29	FY 30	FY 31	Total
R-12 Edgewater Ph 3									-
Gas Tax (Capital)	-	-	-	-	-	-	-	-	-
Road Impact Fees	-	-	-	31,360	-	-	-	-	31,360
Sales Tax 2020 Tier 2	-	-	-	10,000	-	-	-	-	10,000
Edgewater Ph 3 Total	-	-	-	41,360	-	-	-	-	41,360
R-13 Edgewater/Flamingo Ph4 Corridor Connection									-
Road Impact Fees	941	-	11	-	-	-	-	-	952
Sales Tax 2014	2,257	358	7,384	-	-	-	-	-	10,000
Sales Tax 2020	-	-	-	30,412	-	-	-	-	30,412
Edgewater/Flamingo Ph4 Corridor Connection Total	3,198	358	7,395	30,412	-	-	-	-	41,364
R-14 Edgewater Ph 5									-
Pending Sales Tax 2026	-	-	-	41,040	-	-	-	-	41,040
Road Impact Fees	-	-	-	-	-	-	-	-	-
Edgewater Ph 5 Total	-	-	-	41,040	-	-	-	-	41,040
R-15 El Jobean Rd (SR 776) at Charlotte Sports Park									-
Gas Tax (Capital)	-	-	(0)	-	-	-	-	-	(0)
Grants Pending	-	-	105	879	-	-	-	-	984
Road Impact Fees	-	-	50	100	-	-	-	-	150
El Jobean Rd (SR 776) at Charlotte Sports Park Total	-	-	155	979	-	-	-	-	1,134
R-16 El Jobean Road (SR 776) at Flamingo Blvd									-
Grants	-	-	3,021	-	-	-	-	-	3,021
El Jobean Road (SR 776) at Flamingo Blvd Total	-	-	3,021	-	-	-	-	-	3,021
R-17 Harborview Melbourne to Date St Ph 1									-
Grants	-	-	8,674	-	-	-	-	-	8,674
Grants Pending	-	-	-	-	-	-	-	-	-
Pending Sales Tax 2026	-	-	-	-	56,031	-	-	-	56,031
Sales Tax 2020	666	176	17,883	-	-	-	-	-	18,725
Harborview Melbourne to Date St Ph 1 Total	666	176	26,557	-	56,031	-	-	-	83,430
R-18 Harborview Road Widening - Date St to I75 Ph 2									-
Grants	-	-	-	-	-	-	-	-	-
Grants Pending	-	-	-	-	-	-	-	-	-
Pending Sales Tax 2026	-	-	18,594	-	33,858	-	-	-	52,452
Harborview Road Widening - Date St to I75 Ph 2 Total	-	-	18,594	-	33,858	-	-	-	52,452
R-19 Harborview Rd/Kings Hwy Intersection Impvts									-
Ad Valorem (Lighting District)	-	7	143	-	-	-	-	-	150
Grants	148	-	2,352	-	-	-	-	-	2,500
Harborview Rd/Kings Hwy Intersection Impvts Total	148	7	2,496	-	-	-	-	-	2,650
R-20 Hillsborough /Cranberry Blvd									-
Gas Tax (Capital)	71	-	-	-	-	-	-	-	71
Road Impact Fees	314	1	3,336	-	-	-	-	-	3,651
Hillsborough /Cranberry Blvd Total	385	1	3,336	-	-	-	-	-	3,721

Capital Improvement Program Totals by Infrastructure Type and Project with Funding Sources 2026 Adopted CIP

(in thousands 000)

	Prior									
	Actuals	FY25 Est	FY 26	FY 27	FY 28	FY 29	FY 30	FY 31	Total	
R-21	Kings Highway I75 to Desoto									-
	Gas Tax (Capital)	1,505	-	0	-	-	-	-	-	1,505
	Road Impact Fees	1,459	98	8,487	-	-	-	-	-	10,045
	Kings Highway I75 to Desoto Total	2,964	98	8,487	-	-	-	-	-	11,550
R-22	Mid County Transfer Roadway Reconfiguration									-
	Solid Waste Enterprise Fund	1	4	562	-	-	-	-	-	566
	Mid County Transfer Roadway Reconfiguration Total	1	4	562	-	-	-	-	-	566
R-23	Old Landfill Road Safety Improvements									-
	Utility Operations & Maint	10	-	490	-	-	-	-	-	500
	Old Landfill Road Safety Improvements Total	10	-	490	-	-	-	-	-	500
R-24	Sandhill Widening									-
	Gas Tax (Capital)	335	-	(0)	-	-	-	-	-	335
	MSBU/TU Assessments	905	-	(0)	-	-	-	-	-	905
	Road Impact Fees	634	125	18,284	-	-	-	-	-	19,043
	Sandhill Widening Total	1,874	125	18,284	-	-	-	-	-	20,283
R-25	Veterans / Cochran Blvd Intersection Impvts									-
	Gas Tax (Capital)	2	-	-	-	-	-	-	-	2
	Grants	-	-	3,523	-	-	-	-	-	3,523
	Road Impact Fees	11	7	187	-	-	-	-	-	205
	Veterans / Cochran Blvd Intersection Impvts Total	13	7	3,710	-	-	-	-	-	3,730
R-26	Burnt Store Road Area Corridor									-
	Gas Tax (Capital)	3,488	44	(0)	-	-	-	-	-	3,532
	Road Impact Fees	558	-	361	-	-	-	-	-	918
	Burnt Store Road Area Corridor Total	4,046	44	361	-	-	-	-	-	4,450
R-27	Burnt Store Road E/W Connector (new 2 lane road)									-
	Gas Tax (Capital)	-	-	-	-	-	-	-	-	-
	Pending Sales Tax 2026	-	-	-	-	4,409	6,263	34,111	-	44,783
	Road Impact Fees	-	-	-	-	-	-	-	-	-
	Burnt Store Road E/W Connector (new 2 lane road) Total	-	-	-	-	4,409	6,263	34,111	-	44,783
R-28	Burnt Store Road Widening Ph 2									-
	Capital Projects Fund	-	-	-	-	-	-	-	-	-
	Debt Proceeds	18,132	-	-	-	-	-	-	-	18,132
	Developer Contribution	13	-	-	-	-	-	-	-	13
	Gas Tax (Capital)	1,463	(1,150)	(1,216)	-	-	-	-	-	(903)
	Grants	7,294	-	-	-	-	-	-	-	7,294
	Road Impact Fees	17,720	1,449	3,557	222	198	174	149	124	23,592
	Burnt Store Road Widening Ph 2 Total	44,622	299	2,340	222	198	174	149	124	48,128

Capital Improvement Program Totals by Infrastructure Type and Project with Funding Sources 2026 Adopted CIP

(in thousands 000)

		Prior								
		Actuals	FY25 Est	FY 26	FY 27	FY 28	FY 29	FY 30	FY 31	Total
R-29	Burnt Store Road Ph 3									-
	Gas Tax (Capital)	2,498	-	0	-	-	-	-	-	2,498
	Grants	6,118	-	-	-	-	-	-	-	6,118
	Road Impact Fees	379	17	88	-	-	-	-	-	483
	Sales Tax 2009	20,000	-	-	-	-	-	-	-	20,000
	Burnt Store Road Ph 3 Total	28,995	17	88	-	-	-	-	-	29,099
R-30	Jones Loop Road North - Roundabout at Piper Rd									-
	Grants	-	-	-	-	-	4,234	-	-	4,234
	Jones Loop Road North - Roundabout at Piper Rd Total	-	-	-	-	-	4,234	-	-	4,234
R-31	Piper Road North									-
	Gas Tax (Capital)	0	-	-	-	-	-	-	-	0
	Grants	729	-	-	-	-	-	-	-	729
	Sales Tax 2014	11,760	17	719	-	-	-	-	-	12,496
	Piper Road North Total	12,489	17	719	-	-	-	-	-	13,225
R-32	Taylor Road Widening/ N Jones Loop to Airport Rd									-
	Pending Sales Tax 2026	-	-	-	-	-	-	-	-	-
	Taylor Road Widening/ N Jones Loop to Airport Rd Total	-	-	-	-	-	-	-	-	-
R-33	Taylor Road Widening/ US41 to N Jones Loop Road									-
	Pending Sales Tax 2026	-	-	-	-	-	-	-	-	-
	Taylor Road Widening/ US41 to N Jones Loop Road Total	-	-	-	-	-	-	-	-	-
R-34	Gasparilla Rd Connector Sidewalk									-
	Gas Tax (Capital)	-	-	-	-	-	-	-	-	-
	Road Impact Fees	-	-	335	-	-	-	-	-	335
	Gasparilla Rd Connector Sidewalk Total	-	-	335	-	-	-	-	-	335
R-35	CR 775 (Placida Rd) Safety Impvts/Rotonda Blvd West to Boca Grande Cswy									-
	Gas Tax (Capital)	152	-	0	-	-	-	-	-	152
	Road Impact Fees	2,957	-	-	-	-	-	-	-	2,957
	Sales Tax 2009	9,689	29	290	-	-	-	-	-	10,008
	CR 775 (Placida Rd) Safety Impvts/Rotonda Blvd West to Boca Grande Cswy Total	12,798	29	290	-	-	-	-	-	13,117
R-36	SUN Trail - Cape Haze Pioneer Trail Gillott-Myakka State Forest									-
	Gas Tax (Capital)	-	-	10	210	-	-	-	-	220
	Grants	-	-	928	-	-	-	-	-	928
	Grants Pending	-	-	-	10,274	-	-	-	-	10,274
	SUN Trail - Cape Haze Pioneer Trail Gillott-Myakka State Forest Total	-	-	938	10,484	-	-	-	-	11,423
R-37	SUN Trail - Cape Haze Pioneer Trail US41-Gillott Blvd									-
	Gas Tax (Capital)	-	-	20	570	-	-	-	-	590
	Grants	-	-	2,536	-	-	-	-	-	2,536
	Grants Pending	-	-	-	28,070	-	-	-	-	28,070
	SUN Trail - Cape Haze Pioneer Trail US41-Gillott Blvd Total	-	-	2,556	28,640	-	-	-	-	31,196

Capital Improvement Program Totals by Infrastructure Type and Project with Funding Sources 2026 Adopted CIP

(in thousands 000)

	Prior Actuals	FY25 Est	FY 26	FY 27	FY 28	FY 29	FY 30	FY 31	Total
R-38	SUN Trail Cape Haze S. Fork of Alligator Creek Bridge								-
	Gas Tax (Capital)	-	-	5	80	-	-	-	85
	Grants	-	-	822	-	-	-	-	822
	Grants Pending	-	-	-	3,925	-	-	-	3,925
	SUN Trail Cape Haze S. Fork of Alligator Creek Bridge Total	-	-	827	4,005	-	-	-	4,832
S-02	Deep Creek Sidewalks Rampart Blvd/ Rio De Janeiro to Navigator								-
	MSBU/TU Assessments	8	42	584	-	-	-	-	635
	Deep Creek Sidewalks Rampart Blvd/ Rio De Janeiro to Navigator Total	8	42	584	-	-	-	-	635
S-03	Deep Creek Blvd Sidewalks/Rio De Janeiro to Seasons								-
	MSBU/TU Assessments	-	-	140	1,067	-	-	-	1,207
	Deep Creek Blvd Sidewalks/Rio De Janeiro to Seasons Total	-	-	140	1,067	-	-	-	1,207
S-04	Deep Creek Blvd Sidewalks/Seasons to Paramarlbo								-
	MSBU/TU Assessments	-	-	-	-	201	1,480	-	1,681
	Deep Creek Blvd Sidewalks/Seasons to Paramarlbo Total	-	-	-	-	201	1,480	-	1,681
S-05	Englewood East Sidewalks Willmington/ Pannel to Roberta								-
	MSBU/TU Assessments	1,804	-	(0)	-	-	-	-	1,804
	Englewood East Sidewalks Willmington/ Pannel to Roberta Total	1,804	-	(0)	-	-	-	-	1,804
S-06	Greater Port Charlotte Sidewalks/Dorchester								-
	MSBU/TU Assessments	272	10	4,101	-	-	-	-	4,382
	Greater Port Charlotte Sidewalks/Dorchester Total	272	10	4,101	-	-	-	-	4,382
S-07	Greater Port Charlotte Sidewalk Cannolot/ Cochran to Morrison								-
	MSBU/TU Assessments	-	-	-	-	-	103	607	710
	Greater Port Charlotte Sidewalk Cannolot/ Cochran to Morrison Total	-	-	-	-	-	103	607	710
S-08	Greater Port Charlotte Sidewalk Morrison/ Cannolot to Pellam								-
	MSBU/TU Assessments	-	-	-	-	100	593	-	693
	Greater Port Charlotte Sidewalk Morrison/ Cannolot to Pellam Total	-	-	-	-	100	593	-	693
S-09	Greater Port Charlotte Sidewalk Cannolot/ Morrison to Pellam								-
	MSBU/TU Assessments	-	-	-	-	142	840	-	982
	Greater Port Charlotte Sidewalk Cannolot/ Morrison to Pellam Total	-	-	-	-	142	840	-	982
S-10	Gulf Cove Sidewalks								-
	MSBU/TU Assessments	264	-	-	-	2,314	2,695	3,388	8,661
	Gulf Cove Sidewalks Total	264	-	-	-	2,314	2,695	3,388	8,661
S-11	Manasota Key Community Plan								-
	Ad Valorem	2,581	11	282	149	115	78	40	3,275
	Debt Proceeds	-	-	3,642	-	-	-	-	3,642
	Manasota Key Community Plan Total	2,581	11	3,924	149	115	78	40	6,917
S-12	NWPC Sidewalks Chamberlain/US41 to Jacobs								-
	MSBU/TU Assessments	-	75	2,584	-	-	-	-	2,659
	NWPC Sidewalks Chamberlain/US41 to Jacobs Total	-	75	2,584	-	-	-	-	2,659

**Capital Improvement Program Totals
by Infrastructure Type and Project with Funding Sources
2026 Adopted CIP**

(in thousands 000)

	Prior								
	Actuals	FY25 Est	FY 26	FY 27	FY 28	FY 29	FY 30	FY 31	Total
S-13									
NWPC Sidewalks Chamberlain/ Jacobs to Cambell									-
MSBU/TU Assessments	-	-	542	2,461	-	-	-	-	3,003
NWPC Sidewalks Chamberlain/ Jacobs to Cambell Total	-	-	542	2,461	-	-	-	-	3,003
S-14									
NWPC Sidewalks McCabe/ Chamberlain to Chancellor									-
MSBU/TU Assessments	-	-	-	-	203	1,322	-	-	1,525
NWPC Sidewalks McCabe/ Chamberlain to Chancellor Total	-	-	-	-	203	1,322	-	-	1,525
S-15									
Placida Gasparilla Pines Sidewalk									-
Debt Proceeds	-	-	-	-	-	-	-	-	-
MSBU/TU Assessments	118	0	-	-	-	-	-	-	118
Placida Gasparilla Pines Sidewalk Total	118	0	-	-	-	-	-	-	118

**Capital Improvement Program Totals
by Infrastructure Type and Project with Funding Sources
2026 Adopted CIP**

(in thousands 000)

	Prior Actuals	FY25 Est	FY 26	FY 27	FY 28	FY 29	FY 30	FY 31	Total
Technology Infrastructure	4,168	185	2,622	-	-	-	-	-	6,975
T-02 EDEN to Munis Conversion									-
Capital Projects Fund	1,899	185	506	-	-	-	-	-	2,590
EDEN to Munis Conversion Total	1,899	185	506	-	-	-	-	-	2,590
T-03 Enterprise Asset Management /Work Order System Upgrade									-
Ad Valorem	24	-	(0)	-	-	-	-	-	24
Capital Projects Fund	483	-	1,976	-	-	-	-	-	2,459
Gas Tax (Trans Trust)	981	-	-	-	-	-	-	-	981
Other	-	-	-	-	-	-	-	-	-
Solid Waste Enterprise Fund	57	-	42	-	-	-	-	-	99
Utility Operations & Maint	724	-	98	-	-	-	-	-	822
Enterprise Asset Management /Work Order System Upgrade Total	2,269	-	2,116	-	-	-	-	-	4,385

Capital Improvement Program Totals by Infrastructure Type and Project with Funding Sources 2026 Adopted CIP

(in thousands 000)

		Prior Actuals	FY25 Est	FY 26	FY 27	FY 28	FY 29	FY 30	FY 31	Total
Utility Infrastructure		83,911	30,267	353,490	608	19,879	548	518	487	489,709
U-02	Lift Station Generators Mitigation Grant									-
	Grants	1,256	-	(0)	-	-	-	-	-	1,256
	Utility Operations & Maint	443	-	104	-	-	-	-	-	547
	Lift Station Generators Mitigation Grant Total	1,699	-	104	-	-	-	-	-	1,803
U-03	Potable Water Master Plan									-
	Utility Operations & Maint	775	-	-	-	-	-	-	-	775
	Potable Water Master Plan Total	775	-	-	-	-	-	-	-	775
U-04	Emergency Interconnect to Punta Gorda - Burnt Store									-
	Conn. Fee -Wastewater	-	-	-	-	-	-	-	-	-
	Conn. Fee -Water	43	-	-	-	-	-	-	-	43
	Debt Proceeds	-	-	-	-	-	-	-	-	-
	Utility Operations & Maint	-	-	-	-	-	-	-	-	-
	Utility Repair & Replace Fund	-	-	-	-	-	-	-	-	-
	Emergency Interconnect to Punta Gorda - Burnt Store Total	43	-	-	-	-	-	-	-	43
U-05	Walenda and Rotonda Booster Station Upgrades									-
	Conn. Fee -Wastewater	-	-	-	-	-	-	-	-	-
	Conn. Fee -Water	122	417	9,180	-	-	-	-	-	9,718
	Utility Operations & Maint	-	-	-	-	-	-	-	-	-
	Utility Repair & Replace Fund	-	-	-	-	-	-	-	-	-
	Walenda and Rotonda Booster Station Upgrades Total	122	417	9,180	-	-	-	-	-	9,718
U-06	Potable Water Master Plan Recommended Improvements									-
	Conn. Fee -Wastewater	-	-	-	-	-	-	-	-	-
	Conn. Fee -Water	107	42	814	-	-	-	-	-	963
	Utility Operations & Maint	-	-	-	-	-	-	-	-	-
	Utility Repair & Replace Fund	-	-	-	-	-	-	-	-	-
	Potable Water Master Plan Recommended Improvements Total	107	42	814	-	-	-	-	-	963
U-07	Toledo Blade from Hillsborough to US 41 24" WM									-
	Conn. Fee -Water	98	1,682	2,362	-	-	-	-	-	4,141
	Toledo Blade from Hillsborough to US 41 24" WM Total	98	1,682	2,362	-	-	-	-	-	4,141
U-08	Golf Course Booster Station Upgrades (Operations Division)									-
	Conn. Fee -Water	-	-	310	-	-	-	-	-	310
	Golf Course Booster Station Upgrades (Operations Division) Total	-	-	310	-	-	-	-	-	310
U-09	Gillot Blvd Water Main Upsizing									-
	Conn. Fee -Water	-	-	-	-	-	-	-	-	-
	Gillot Blvd Water Main Upsizing Total	-	-	-	-	-	-	-	-	-

**Capital Improvement Program Totals
by Infrastructure Type and Project with Funding Sources
2026 Adopted CIP**

(in thousands 000)

		Prior								
		Actuals	FY25 Est	FY 26	FY 27	FY 28	FY 29	FY 30	FY 31	Total
U-10	Potable Water Storage Tank South County									-
	Conn. Fee -Wastewater	-	-	-	-	-	-	-	-	-
	Conn. Fee -Water	88	49	5	-	-	-	-	-	142
	State Revolving Fund	-	-	5,460	-	-	-	-	-	5,460
	Utility Operations & Maint	-	0	(0)	-	-	-	-	-	(0)
	Potable Water Storage Tank South County Total	88	49	5,465	-	-	-	-	-	5,602
U-11	Potable Water Elevated Tank-Mid County									-
	Conn. Fee -Wastewater	-	-	-	-	-	-	-	-	-
	Conn. Fee -Water	-	-	-	-	-	-	-	-	-
	Utility Operations & Maint	-	-	-	-	-	-	-	-	-
	Utility Repair & Replace Fund	-	-	-	-	-	-	-	-	-
	Potable Water Elevated Tank-Mid County Total	-	-	-	-	-	-	-	-	-
U-12	Potable Water Elevated Tank-West County									-
	Conn. Fee -Wastewater	-	-	-	-	-	-	-	-	-
	Conn. Fee -Water	-	-	-	-	-	-	-	-	-
	Utility Operations & Maint	-	-	-	-	-	-	-	-	-
	Utility Repair & Replace Fund	-	-	-	-	-	-	-	-	-
	Potable Water Elevated Tank-West County Total	-	-	-	-	-	-	-	-	-
U-13	Calumet to Robin Rd - Waterway Crossing SGC to Rotonda Meadows									-
	Conn. Fee -Wastewater	-	-	-	-	-	-	-	-	-
	Conn. Fee -Water	-	-	-	-	-	-	-	-	-
	Utility Operations & Maint	-	-	-	-	-	-	-	-	-
	Utility Repair & Replace Fund	-	-	-	-	-	-	-	-	-
	Calumet to Robin Rd - Waterway Crossing SGC to Rotonda Meadows Total	-	-	-	-	-	-	-	-	-
U-14	Hillsborough/Cranberry Intersection Water Main (North Port)									-
	Conn. Fee -Water	-	-	-	-	-	-	-	-	-
	Hillsborough/Cranberry Intersection Water Main (North Port) Total	-	-	-	-	-	-	-	-	-
U-15	Water Meter Study Recommended Improvements									-
	Conn. Fee -Wastewater	-	-	-	-	-	-	-	-	-
	Conn. Fee -Water	-	-	-	-	-	-	-	-	-
	Utility Operations & Maint	-	-	-	-	-	-	-	-	-
	Utility Repair & Replace Fund	-	-	-	-	-	-	-	-	-
	Water Meter Study Recommended Improvements Total	-	-	-	-	-	-	-	-	-

Capital Improvement Program Totals by Infrastructure Type and Project with Funding Sources 2026 Adopted CIP

(in thousands 000)

	Prior Actuals	FY25 Est	FY 26	FY 27	FY 28	FY 29	FY 30	FY 31	Total
U-16									
Babcock Ranch Water Supply									-
Conn. Fee -Wastewater	-	-	-	-	-	-	-	-	-
Conn. Fee -Water	254	84	6,727	-	-	-	-	-	7,064
Utility Operations & Maint	-	-	0	-	-	-	-	-	0
Utility Repair & Replace Fund	-	-	-	-	-	-	-	-	-
Babcock Ranch Water Supply Total	254	84	6,727	-	-	-	-	-	7,065
U-17									
Water Main along Hillsborough for Water Authority 2B project									-
Conn. Fee -Wastewater	-	-	-	-	-	-	-	-	-
Conn. Fee -Water	5,237	5	638	-	-	-	-	-	5,880
Utility Operations & Maint	0	-	(0)	-	-	-	-	-	(0)
Utility Repair & Replace Fund	-	-	-	-	-	-	-	-	-
Water Main along Hillsborough for Water Authority 2B project Total	5,238	5	638	-	-	-	-	-	5,880
U-18									
Gertrude Booster Station Demolition									-
Conn. Fee -Wastewater	-	-	-	-	-	-	-	-	-
Conn. Fee -Water	-	-	-	-	-	-	-	-	-
Utility Operations & Maint	-	-	-	-	-	-	-	-	-
Utility Repair & Replace Fund	-	-	-	-	-	-	-	-	-
Gertrude Booster Station Demolition Total	-	-	-	-	-	-	-	-	-
U-19									
Potable Water/Major Water Transmission Mains Expansionary									-
Conn. Fee -Wastewater	-	-	-	-	-	-	-	-	-
Conn. Fee -Water	205	32	2,656	-	-	-	-	-	2,893
Utility Operations & Maint	-	-	217	-	-	-	-	-	217
Utility Repair & Replace Fund	-	-	-	-	-	-	-	-	-
Potable Water/Major Water Transmission Mains Expansionary Total	205	32	2,873	-	-	-	-	-	3,110
U-20									
Burnt Store Wellfield New Well									-
Conn. Fee -Wastewater	-	-	-	-	-	-	-	-	-
Conn. Fee -Water	-	-	1,000	-	-	-	-	-	1,000
Utility Operations & Maint	-	-	-	-	-	-	-	-	-
Utility Repair & Replace Fund	-	-	-	-	-	-	-	-	-
Burnt Store Wellfield New Well Total	-	-	1,000	-	-	-	-	-	1,000
U-21									
Gulf Cove Ground Water Storage Tank									-
Conn. Fee -Wastewater	-	-	-	-	-	-	-	-	-
Conn. Fee -Water	-	-	4,000	-	-	-	-	-	4,000
Utility Operations & Maint	-	-	-	-	-	-	-	-	-
Utility Repair & Replace Fund	-	-	-	-	-	-	-	-	-
Gulf Cove Ground Water Storage Tank Total	-	-	4,000	-	-	-	-	-	4,000

**Capital Improvement Program Totals
by Infrastructure Type and Project with Funding Sources
2026 Adopted CIP**

(in thousands 000)

	Prior								
	Actuals	FY25 Est	FY 26	FY 27	FY 28	FY 29	FY 30	FY 31	Total
U-22	Ohara Water Booster Station								-
	Conn. Fee -Wastewater	-	-	-	-	-	-	-	-
	Conn. Fee -Water	-	-	2,343	-	-	-	-	2,343
	Utility Operations & Maint	-	-	-	-	-	-	-	-
	Utility Repair & Replace Fund	-	-	-	-	-	-	-	-
	Ohara Water Booster Station Total	-	-	2,343	-	-	-	-	2,343
U-23	Wastewater Force Main Replacement - Deep Creek								-
	Conn. Fee -Wastewater	468	-	-	-	-	-	-	468
	Sinking Fund	16	-	-	-	-	-	-	16
	State Revolving Fund	4,169	-	-	-	-	-	-	4,169
	Utility Repair & Replace Fund	2,486	-	-	-	-	-	-	2,486
	Wastewater Force Main Replacement - Deep Creek Total	7,138	-	-	-	-	-	-	7,138
U-24	Burnt Store Road Ph 2 Utility Infrastructure								-
	Conn. Fee -Wastewater	66	-	-	-	-	-	-	66
	Conn. Fee -Water	108	-	-	-	-	-	-	108
	Grants	9	-	-	-	-	-	-	9
	Utility Capital Projects	2,753	-	-	-	-	-	-	2,753
	Utility Repair & Replace Fund	340	-	-	-	-	-	-	340
	Burnt Store Road Ph 2 Utility Infrastructure Total	3,276	-	-	-	-	-	-	3,276
U-25	El Jobean Septic to Sewer								-
	BP Settlement Fund	3,457	-	-	-	-	-	-	3,457
	Grants	1,540	-	-	-	-	-	-	1,540
	MSBU Assessments	(135)	-	-	-	-	-	-	(135)
	State Revolving Fund	3,866	-	-	-	-	-	-	3,866
	Utility Operations & Maint	-	-	-	-	-	-	-	-
	El Jobean Septic to Sewer Total	8,728	-	-	-	-	-	-	8,728
U-26	Burnt Store WRF Expansion								-
	Bond Funds	-	-	41,094	-	-	-	-	41,094
	Conn. Fee -Wastewater	3,321	15	428	5	5	4	4	3,785
	State Revolving Fund	601	-	119	-	-	-	-	720
	Burnt Store WRF Expansion Total	3,922	15	41,640	5	5	4	4	45,599
U-27	East Port WRF Expansion								-
	Bond Funds	5,733	95	11,724	-	-	-	-	17,552
	Conn. Fee -Wastewater	4,091	4,193	7,906	462	439	417	394	18,274
	Grants	7,588	1,580	-	-	-	-	-	9,169
	State Revolving Fund	679	19,823	51,857	-	-	-	-	72,359
	East Port WRF Expansion Total	18,091	25,692	71,487	462	439	417	394	117,354

Capital Improvement Program Totals by Infrastructure Type and Project with Funding Sources 2026 Adopted CIP

(in thousands 000)

	Prior Actuals	FY25 Est	FY 26	FY 27	FY 28	FY 29	FY 30	FY 31	Total
U-28	Cape Haze Sewer & Reclaim								-
	Conn. Fee -Wastewater	52	-	-	-	-	-	-	52
	Conn. Fee -Water	-	-	-	-	-	-	-	-
	Grants	121	-	-	-	-	-	-	121
	Utility Repair & Replace Fund	1,973	-	-	-	-	-	-	1,973
	Cape Haze Sewer & Reclaim Total	2,146	-	-	-	-	-	-	2,146
U-29	Charlotte Harbor Water Quality Project Septic to Sewer								-
	Sales Tax 2020	-	-	3,711	-	-	-	-	3,711
	Sales Tax 2020 Tier 2	-	-	-	-	3,000	-	-	3,000
	Charlotte Harbor Water Quality Project Septic to Sewer Total	-	-	3,711	-	3,000	-	-	6,711
U-30	CMOM Recommended Utility Improvements								-
	Conn. Fee -Wastewater	-	-	-	-	-	-	-	-
	Conn. Fee -Water	-	-	-	-	-	-	-	-
	Debt Proceeds	-	-	-	-	-	-	-	-
	Utility Operations & Maint	-	-	-	-	-	-	-	-
	Utility Repair & Replace Fund	-	-	-	-	-	-	-	-
	CMOM Recommended Utility Improvements Total	-	-	-	-	-	-	-	-
U-31	Wastewater Force Main SR 776 Sunnybrook to Gasparilla CR 771								-
	Conn. Fee -Wastewater	49	10	0	-	-	-	-	59
	Utility Operations & Maint	-	-	(0)	-	-	-	-	(0)
	Utility Repair & Replace Fund	-	-	-	-	-	-	-	-
	Wastewater Force Main SR 776 Sunnybrook to Gasparilla CR 771 Total	49	10	0	-	-	-	-	59
U-32	Reclaim Water Master Plan Recommended Improvements								-
	Conn. Fee -Wastewater	36	-	-	-	-	-	-	36
	Conn. Fee -Water	-	-	-	-	-	-	-	-
	Utility Operations & Maint	-	-	-	-	-	-	-	-
	Utility Repair & Replace Fund	-	-	-	-	-	-	-	-
	Reclaim Water Master Plan Recommended Improvements Total	36	-	-	-	-	-	-	36
U-33	Reclaim Automated Valves								-
	Conn. Fee -Wastewater	-	-	-	-	-	-	-	-
	Conn. Fee -Water	-	-	-	-	-	-	-	-
	Utility Operations & Maint	-	-	-	-	-	-	-	-
	Utility Repair & Replace Fund	-	-	-	-	-	-	-	-
	Reclaim Automated Valves Total	-	-	-	-	-	-	-	-
U-34	Rotonda WRF Reclaimed Storage Pond Improvements								-
	Conn. Fee -Wastewater	-	-	-	-	-	-	-	-
	Conn. Fee -Water	-	-	-	-	-	-	-	-
	Utility Operations & Maint	-	-	-	-	-	-	-	-
	Utility Repair & Replace Fund	-	-	-	-	-	-	-	-
	Rotonda WRF Reclaimed Storage Pond Improvements Total	-	-	-	-	-	-	-	-

Capital Improvement Program Totals by Infrastructure Type and Project with Funding Sources 2026 Adopted CIP

(in thousands 000)

		Prior								
		Actuals	FY25 Est	FY 26	FY 27	FY 28	FY 29	FY 30	FY 31	Total
U-35	West Port WRF Reclaim Water Pond Aeration									-
	Conn. Fee -Wastewater	-	-	-	-	-	-	-	-	-
	Conn. Fee -Water	-	-	-	-	-	-	-	-	-
	Utility Operations & Maint	-	-	-	-	-	-	-	-	-
	Utility Repair & Replace Fund	-	-	-	-	-	-	-	-	-
	West Port WRF Reclaim Water Pond Aeration Total	-	-	-	-	-	-	-	-	-
U-36	East Port WRF Wetwell Cover and Ozone System									-
	Conn. Fee -Wastewater	-	-	-	-	-	-	-	-	-
	Conn. Fee -Water	-	-	-	-	-	-	-	-	-
	Utility Operations & Maint	-	-	-	-	-	-	-	-	-
	Utility Repair & Replace Fund	-	-	-	-	-	-	-	-	-
	East Port WRF Wetwell Cover and Ozone System Total	-	-	-	-	-	-	-	-	-
U-37	West Port WRF Perimeter Fencing (Homeland Security)									-
	Conn. Fee -Wastewater	-	-	-	-	-	-	-	-	-
	Conn. Fee -Water	-	-	-	-	-	-	-	-	-
	Utility Operations & Maint	445	-	-	-	-	-	-	-	445
	Utility Repair & Replace Fund	-	-	-	-	-	-	-	-	-
	West Port WRF Perimeter Fencing (Homeland Security) Total	445	-	-	-	-	-	-	-	445
U-38	East Port WRF Deep Well Supply Line									-
	Conn. Fee -Wastewater	69	-	3,431	-	-	-	-	-	3,500
	Conn. Fee -Water	-	-	-	-	-	-	-	-	-
	Utility Operations & Maint	-	-	-	-	-	-	-	-	-
	Utility Repair & Replace Fund	-	-	-	-	-	-	-	-	-
	East Port WRF Deep Well Supply Line Total	69	-	3,431	-	-	-	-	-	3,500
U-39	Veterans Wastewater Force Main US41 to Peachland									-
	Conn. Fee -Wastewater	-	-	2,000	-	-	-	-	-	2,000
	Conn. Fee -Water	-	-	-	-	-	-	-	-	-
	Utility Operations & Maint	-	-	0	-	-	-	-	-	0
	Utility Repair & Replace Fund	-	-	-	-	-	-	-	-	-
	Veterans Wastewater Force Main US41 to Peachland Total	-	-	2,000	-	-	-	-	-	2,000
U-40	Olean Blvd. Force Main – Easy St. to Loveland									-
	Conn. Fee -Wastewater	-	-	-	-	-	-	-	-	-
	Conn. Fee -Water	-	-	-	-	-	-	-	-	-
	Utility Operations & Maint	-	-	-	-	-	-	-	-	-
	Utility Repair & Replace Fund	-	-	-	-	-	-	-	-	-
	Olean Blvd. Force Main – Easy St. to Loveland Total	-	-	-	-	-	-	-	-	-

Capital Improvement Program Totals by Infrastructure Type and Project with Funding Sources 2026 Adopted CIP

(in thousands 000)

	Prior Actuals	FY25 Est	FY 26	FY 27	FY 28	FY 29	FY 30	FY 31	Total
U-41	West Port WRF Expansion (Including Equalization)								
									-
	1,263	64	39,654	-	-	-	-	-	40,981
	-	-	-	-	-	-	-	-	-
	-	-	-	-	-	-	-	-	-
	-	-	-	-	-	-	-	-	-
	1,263	64	39,654	-	-	-	-	-	40,981
U-42	West Port WRF Deep Injection Well Capacity Increase								
	-	-	-	-	-	-	-	-	-
	-	-	-	-	-	-	-	-	-
	-	-	-	-	-	-	-	-	-
	-	-	-	-	-	-	-	-	-
	-	-	-	-	-	-	-	-	-
	-	-	-	-	-	-	-	-	-
U-43	Upgrade Filtration System at East Port WRF Stage 5								
	-	-	300	-	-	-	-	-	300
	-	-	-	-	-	-	-	-	-
	-	-	-	-	-	-	-	-	-
	-	-	-	-	-	-	-	-	-
	-	-	300	-	-	-	-	-	300
U-44	Safety Improvements at Vacuum Pump Stations								
	-	-	-	-	-	-	-	-	-
	-	-	-	-	-	-	-	-	-
	-	-	-	-	-	-	-	-	-
	-	-	-	-	-	-	-	-	-
	-	-	-	-	-	-	-	-	-
U-45	Sewer Master Plan Update Recommended Improvements								
	-	-	-	-	-	-	-	-	-
	-	-	-	-	-	-	-	-	-
	-	-	-	-	-	-	-	-	-
	-	-	-	-	-	-	-	-	-
	-	-	-	-	-	-	-	-	-
	-	-	-	-	-	-	-	-	-
U-46	Bachmann Tract - Wastewater Extension								
	25	15	-	-	-	-	-	-	41
	-	-	-	-	-	-	-	-	-
	-	-	-	-	-	-	-	-	-
	-	-	-	-	-	-	-	-	-
	25	15	-	-	-	-	-	-	41

**Capital Improvement Program Totals
by Infrastructure Type and Project with Funding Sources
2026 Adopted CIP**

(in thousands 000)

	Prior Actuals	FY25 Est	FY 26	FY 27	FY 28	FY 29	FY 30	FY 31	Total
U-47									
Reclaim Water Booster Station Upgrades - Operations Division									-
Conn. Fee -Wastewater	-	-	-	-	-	-	-	-	-
Conn. Fee -Water	-	-	-	-	-	-	-	-	-
Utility Operations & Maint	-	-	-	-	-	-	-	-	-
Utility Repair & Replace Fund	-	-	-	-	-	-	-	-	-
Reclaim Water Booster Station Upgrades - Operations Division Total	-	-	-	-	-	-	-	-	-
U-48									
Rotonda WRF Expansion to 2MGD to 3MGD									-
Conn. Fee -Wastewater	-	-	10,000	-	-	-	-	-	10,000
Conn. Fee -Water	-	-	-	-	-	-	-	-	-
Utility Operations & Maint	-	-	-	-	-	-	-	-	-
Utility Repair & Replace Fund	-	-	-	-	-	-	-	-	-
Rotonda WRF Expansion to 2MGD to 3MGD Total	-	-	10,000	-	-	-	-	-	10,000
U-49									
East Port WRF Control Room Hardening									-
Conn. Fee -Wastewater	-	19	682	-	-	-	-	-	700
Conn. Fee -Water	-	-	-	-	-	-	-	-	-
Grants	-	-	300	-	-	-	-	-	300
Utility Operations & Maint	-	-	-	-	-	-	-	-	-
Utility Repair & Replace Fund	-	-	-	-	-	-	-	-	-
East Port WRF Control Room Hardening Total	-	19	982	-	-	-	-	-	1,000
U-50									
Burnt Store WRF Control Room Hardening									-
Conn. Fee -Wastewater	-	-	-	-	-	-	-	-	-
Conn. Fee -Water	-	-	-	-	-	-	-	-	-
Utility Operations & Maint	-	-	-	-	-	-	-	-	-
Utility Repair & Replace Fund	-	-	-	-	-	-	-	-	-
Burnt Store WRF Control Room Hardening Total	-	-	-	-	-	-	-	-	-
U-51									
Master Lift Stations									-
Conn. Fee -Wastewater	-	-	-	-	-	-	-	-	-
Master Lift Stations Total	-	-	-	-	-	-	-	-	-
U-52									
Wastewater Force Mains Expansionary									-
Conn. Fee -Wastewater	176	2	554	-	-	-	-	-	732
Conn. Fee -Water	-	0	(0)	-	-	-	-	-	-
Utility Operations & Maint	-	(0)	(0)	-	-	-	-	-	(0)
Utility Repair & Replace Fund	-	-	-	-	-	-	-	-	-
Wastewater Force Mains Expansionary Total	176	2	554	-	-	-	-	-	732

Capital Improvement Program Totals by Infrastructure Type and Project with Funding Sources 2026 Adopted CIP

(in thousands 000)

	Prior Actuals	FY25 Est	FY 26	FY 27	FY 28	FY 29	FY 30	FY 31	Total
U-53									
Reclaimed Water Lines-Cochran Blvd.									-
Conn. Fee -Wastewater	150	284	700	-	-	-	-	-	1,134
Conn. Fee -Water	-	-	-	-	-	-	-	-	-
Debt Proceeds	-	-	-	-	-	-	-	-	-
Other Fund	-	-	-	-	-	-	-	-	-
Sales Tax 2009	-	-	-	-	-	-	-	-	-
Sinking Fund	-	-	-	-	-	-	-	-	-
Utility Operations & Maint	-	-	-	-	-	-	-	-	-
Utility Repair & Replace Fund	0	-	(0)	-	-	-	-	-	(0)
Reclaimed Water Lines-Cochran Blvd. Total	150	284	700	-	-	-	-	-	1,134
U-54									
Ohara Wastewater Lift Station									-
Conn. Fee -Wastewater	-	-	1,500	-	-	-	-	-	1,500
Conn. Fee -Water	-	-	-	-	-	-	-	-	-
Utility Operations & Maint	-	-	-	-	-	-	-	-	-
Utility Repair & Replace Fund	-	-	-	-	-	-	-	-	-
Ohara Wastewater Lift Station Total	-	-	1,500	-	-	-	-	-	1,500
U-55									
East Port Maintenance Building									-
Conn. Fee -Wastewater	-	-	-	-	-	-	-	-	-
Conn. Fee -Water	-	-	-	-	-	-	-	-	-
Utility Operations & Maint	-	-	525	-	-	-	-	-	525
Utility Repair & Replace Fund	-	-	-	-	-	-	-	-	-
East Port Maintenance Building Total	-	-	525	-	-	-	-	-	525
U-56									
Ackerman Septic to Sewer and Water Expansion									-
Conn. Fee -Wastewater	-	-	-	-	-	-	-	-	-
Conn. Fee -Water	-	-	278	-	-	-	-	-	278
Debt Proceeds	-	-	-	-	-	-	-	-	-
Grants	1,000	-	7,200	-	-	-	-	-	8,200
MSBU Assessments	5,516	661	1,606	142	135	127	120	112	8,419
State Revolving Fund	10,779	814	23,761	-	-	-	-	-	35,354
Utility Operations & Maint	-	-	63	-	-	-	-	-	63
Utility Repair & Replace Fund	4,903	0	12,614	-	-	-	-	-	17,518
Ackerman Septic to Sewer and Water Expansion Total	22,199	1,475	45,521	142	135	127	120	112	69,831
U-57									
Relocation Needs Utility Pipe Replacement - Public Works Projects									-
Conn. Fee -Wastewater	-	-	-	-	-	-	-	-	-
Conn. Fee -Water	-	-	-	-	-	-	-	-	-
Utility Operations & Maint	-	-	-	-	-	-	-	-	-
Utility Repair & Replace Fund	1,038	57	10,393	-	-	-	-	-	11,488
Relocation Needs Utility Pipe Replacement - Public Works Projects Total	1,038	57	10,393	-	-	-	-	-	11,488

**Capital Improvement Program Totals
by Infrastructure Type and Project with Funding Sources
2026 Adopted CIP**

(in thousands 000)

	Prior Actuals	FY25 Est	FY 26	FY 27	FY 28	FY 29	FY 30	FY 31	Total
U-58 SCADA System Upgrades									-
Conn. Fee -Wastewater	-	-	5,868	-	-	-	-	-	5,868
Conn. Fee -Water	-	-	2,058	-	-	-	-	-	2,058
Utility Operations & Maint	1,267	5	0	-	-	-	-	-	1,273
Utility Repair & Replace Fund	-	-	-	-	-	-	-	-	-
SCADA System Upgrades Total	1,267	5	7,926	-	-	-	-	-	9,199
U-59 Harbor View Rd Widening - Utility Improvements - Phase I & II									-
Conn. Fee -Wastewater	55	31	236	-	-	-	-	-	322
Conn. Fee -Water	-	-	236	-	-	-	-	-	236
Pending Sales Tax 2026	-	-	-	-	16,300	-	-	-	16,300
Utility Operations & Maint	0	0	(0)	-	-	-	-	-	(0)
Utility Repair & Replace Fund	10	-	305	-	-	-	-	-	315
Harbor View Rd Widening - Utility Improvements - Phase I & II Total	65	31	778	-	16,300	-	-	-	17,173
U-60 US 41 Commercial Corridor Utilities Expansion									-
Conn. Fee -Wastewater	83	-	-	-	-	-	-	-	83
Conn. Fee -Water	17	-	-	-	-	-	-	-	17
Utility Operations & Maint	(0)	-	-	-	-	-	-	-	(0)
Utility Repair & Replace Fund	1	-	-	-	-	-	-	-	1
US 41 Commercial Corridor Utilities Expansion Total	101	-	-	-	-	-	-	-	101
U-61 Lake View Midway Water Quality Improvement Project									-
Conn. Fee -Wastewater	-	-	-	-	-	-	-	-	-
Conn. Fee -Water	-	-	-	-	-	-	-	-	-
Debt Proceeds	-	-	3,921	-	-	-	-	-	3,921
MSBU Assessments	-	-	-	-	-	-	-	-	-
Sales Tax 2020	-	-	3,289	-	-	-	-	-	3,289
Subsidy	-	-	-	-	-	-	-	-	-
Utility Operations & Maint	1,017	173	5,087	-	-	-	-	-	6,277
Utility Repair & Replace Fund	-	-	-	-	-	-	-	-	-
Lake View Midway Water Quality Improvement Project Total	1,017	173	12,296	-	-	-	-	-	13,487
U-62 South County Utility Infrastructure Improvements									-
Conn. Fee -Wastewater	2,570	49	631	-	-	-	-	-	3,250
Conn. Fee -Water	722	16	-	-	-	-	-	-	738
State Revolving Fund	-	-	5,500	-	-	-	-	-	5,500
Utility Operations & Maint	(0)	0	(0)	-	-	-	-	-	(0)
South County Utility Infrastructure Improvements Total	3,292	66	6,131	-	-	-	-	-	9,488
U-63 US41 Northbound Utility Improvements Conway to Paulson									-
Conn. Fee -Wastewater	-	-	1,983	-	-	-	-	-	1,983
Conn. Fee -Water	-	-	-	-	-	-	-	-	-
Utility Operations & Maint	-	-	(0)	-	-	-	-	-	(0)
Utility Repair & Replace Fund	86	2	4,541	-	-	-	-	-	4,628
US41 Northbound Utility Improvements Conway to Paulson Total	86	2	6,525	-	-	-	-	-	6,612

**Capital Improvement Program Totals
by Infrastructure Type and Project with Funding Sources
2026 Adopted CIP**

(in thousands 000)

	Prior Actuals	FY25 Est	FY 26	FY 27	FY 28	FY 29	FY 30	FY 31	Total
U-64 Edgewater/Flamingo Corridor Connection Utility Impvts (Phases 3-5)									-
Conn. Fee -Wastewater	-	-	7,500	-	-	-	-	-	7,500
Conn. Fee -Water	-	-	7,500	-	-	-	-	-	7,500
Pending Sales Tax 2026	-	-	10,000	-	-	-	-	-	10,000
Utility Operations & Maint	-	-	-	-	-	-	-	-	-
Utility Repair & Replace Fund	-	-	-	-	-	-	-	-	-
Edgewater/Flamingo Corridor Connection Utility Impvts (Phases 3-5) Total	-	-	25,000	-	-	-	-	-	25,000
U-65 Kings Hwy-175 to Desoto County Line Utility Improvements									-
Conn. Fee -Wastewater	-	-	443	-	-	-	-	-	443
Conn. Fee -Water	-	-	-	-	-	-	-	-	-
Utility Operations & Maint	-	-	(0)	-	-	-	-	-	(0)
Utility Repair & Replace Fund	78	15	2,638	-	-	-	-	-	2,731
Kings Hwy-175 to Desoto County Line Utility Improvements Total	78	15	3,082	-	-	-	-	-	3,175
U-66 Fiber Optic Installs for Utility Plants and Booster Stations									-
Conn. Fee -Wastewater	-	-	-	-	-	-	-	-	-
Conn. Fee -Water	-	-	-	-	-	-	-	-	-
Grants	-	-	300	-	-	-	-	-	300
Utility Operations & Maint	329	32	144	-	-	-	-	-	505
Utility Repair & Replace Fund	-	-	-	-	-	-	-	-	-
Fiber Optic Installs for Utility Plants and Booster Stations Total	329	32	444	-	-	-	-	-	805
U-67 Cape Haze Water Quality Improvement									-
Conn. Fee -Wastewater	0	-	-	-	-	-	-	-	0
Debt Proceeds	-	-	-	-	-	-	-	-	-
MSBU Assessments	-	-	-	-	-	-	-	-	-
Utility Operations & Maint	296	-	1,154	-	-	-	-	-	1,450
Utility Repair & Replace Fund	-	-	-	-	-	-	-	-	-
Cape Haze Water Quality Improvement Total	297	-	1,154	-	-	-	-	-	1,450
U-68 Cochran Blvd-Pellam to Lakeview Utility Improvements									-
Conn. Fee -Wastewater	-	-	-	-	-	-	-	-	-
Conn. Fee -Water	-	-	-	-	-	-	-	-	-
Utility Operations & Maint	-	-	-	-	-	-	-	-	-
Utility Repair & Replace Fund	-	-	-	-	-	-	-	-	-
Cochran Blvd-Pellam to Lakeview Utility Improvements Total	-	-	-	-	-	-	-	-	-
U-69 Water Transmission/Wastewater Collection Reimbursement									-
Conn. Fee -Wastewater	-	-	3,182	-	-	-	-	-	3,182
Conn. Fee -Water	-	-	4,361	-	-	-	-	-	4,361
Water Transmission/Wastewater Collection Reimbursement Total	-	-	7,543	-	-	-	-	-	7,543

**Capital Improvement Program Totals
by Infrastructure Type and Project with Funding Sources
2026 Adopted CIP**

(in thousands 000)

		Prior								
		Actuals	FY25 Est	FY 26	FY 27	FY 28	FY 29	FY 30	FY 31	Total
U-70	CCU Business Services Customer Billing									-
	Other Fund	-	-	-	-	-	-	-	-	-
	Sinking Fund	-	-	-	-	-	-	-	-	-
	Utility Operations & Maint	-	-	6,400	-	-	-	-	-	6,400
	CCU Business Services Customer Billing Total	-	-	6,400	-	-	-	-	-	6,400
U-71	Sandhill Widening									-
	Conn. Fee -Wastewater	-	-	4,500	-	-	-	-	-	4,500
	Conn. Fee -Water	-	-	3,500	-	-	-	-	-	3,500
	Utility Operations & Maint	-	-	-	-	-	-	-	-	-
	Utility Repair & Replace Fund	-	-	-	-	-	-	-	-	-
	Sandhill Widening Total	-	-	8,000	-	-	-	-	-	8,000

Capital Improvement Program Totals by Infrastructure Type and Project with Funding Sources 2026 Adopted CIP

(in thousands 000)

	Prior Actuals	FY25 Est	FY 26	FY 27	FY 28	FY 29	FY 30	FY 31	Total
Infrastructure Compliance	9,892	57	2,620	1,760	31,943	1,760	1,140	1,638	50,809
V-02 Caloosahatchee TMDL/BMAP (Basin Management Action Plan)									-
Ad Valorem	22	-	12	-	-	-	-	-	34
MSBU/TU Assessments	-	-	(0)	-	-	-	-	-	(0)
Caloosahatchee TMDL/BMAP (Basin Management Action Plan) Total	22	-	12	-	-	-	-	-	34
V-03 Canal Sediment Removal-Mid County									-
MSBU/TU Assessments	43	-	1,140	1,140	1,140	1,140	1,140	1,140	6,883
Canal Sediment Removal-Mid County Total	43	-	1,140	1,140	1,140	1,140	1,140	1,140	6,883
V-04 Canal Sediment Removal-West County									-
MSBU/TU Assessments	26	-	620	620	620	620	-	-	2,506
Canal Sediment Removal-West County Total	26	-	620	620	620	620	-	-	2,506
V-05 National Pollution Discharge Elimination Pgm									-
Grants	8	-	-	-	-	-	-	-	8
MSBU/TU Assessments	1,596	-	-	-	-	-	-	-	1,596
National Pollution Discharge Elimination Pgm Total	1,605	-	-	-	-	-	-	-	1,605
V-06 Open Outfalls/Canal Hardening (HMGP-4673)									-
Grants Pending	-	-	-	-	4,324	-	-	-	4,324
MSBU/TU Assessments	-	-	-	-	2,828	-	-	-	2,828
Open Outfalls/Canal Hardening (HMGP-4673) Total	-	-	-	-	7,152	-	-	-	7,152
V-07 South Gulf Cove Parallel Lock									-
Grants Pending	-	-	-	-	6,100	-	-	-	6,100
MSBU/TU Assessments	538	0	848	-	16,931	-	-	-	18,317
South Gulf Cove Parallel Lock Total	538	0	848	-	23,031	-	-	-	24,417
V-08 Stump Pass Monitoring									-
Grants	1,998	15	63	-	-	-	-	-	2,076
MSBU/TU Assessments	554	42	(63)	-	-	-	-	-	533
Stump Pass Monitoring Total	2,552	57	(0)	-	-	-	-	-	2,609
V-09 Sunshine Lake/Sunrise Waterway Water Quality Project									-
Ad Valorem	750	-	-	-	-	-	-	-	750
Boater Improvement	-	-	-	-	-	-	-	-	-
Capital Projects Fund	1,559	-	-	-	-	-	-	-	1,559
Debt Proceeds	-	-	-	-	-	-	-	-	-
Gas Tax (Trans Trust)	9	-	-	-	-	-	-	-	9
Grants	108	-	-	-	-	-	-	-	108
MSBU/TU Assessments	2,645	-	-	-	-	-	-	-	2,645
TIF	-	-	-	-	-	-	-	-	-
Sunshine Lake/Sunrise Waterway Water Quality Project Total	5,071	-	-	-	-	-	-	-	5,071

**Capital Improvement Program Totals
by Infrastructure Type and Project with Funding Sources
2026 Adopted CIP**

(in thousands 000)

		Prior								
		Actuals	FY25 Est	FY 26	FY 27	FY 28	FY 29	FY 30	FY 31	Total
V-10	Total Maximum Daily Load Program									-
	MSBU/TU Assessments	35	-	-	-	-	-	-	-	35
	Total Maximum Daily Load Program Total	35	-	-	-	-	-	-	-	35
W-02	Landfill Expansion									-
	Solid Waste Enterprise Fund	-	-	-	-	-	-	-	498	498
	Landfill Expansion Total	-	-	-	-	-	-	-	498	498

Capital Improvement Program Totals by Infrastructure Type and Project with Funding Sources 2026 Adopted CIP

(in thousands 000)

		Prior								
		Actuals	FY25 Est	FY 26	FY 27	FY 28	FY 29	FY 30	FY 31	Total
Capital Maintenance		117,651	14,512	160,816	95,852	79,281	60,956	51,442	48,854	629,363
F-0A	Facilities Capital Maintenance Plan									-
	Capital Projects Fund	-	-	9,032	9,578	10,158	10,772	11,424	12,115	63,079
	Facilities Capital Maintenance Plan Total	-	-	9,032	9,578	10,158	10,772	11,424	12,115	63,079
G-0A	Heavy Equipment Replcemnt									-
	Ad Valorem (Lighting District)	-	-	-	189	-	-	280	100	569
	Capital Projects Fund	-	-	1,582	1,320	2,078	1,860	111	1,387	8,338
	Fire Assessments	-	-	4,720	1,100	4,610	970	1,078	-	12,478
	Fleet Enterprise Fund	-	-	-	-	-	-	-	138	138
	Gas Tax (Trans Trust)	-	-	3,025	963	2,603	2,194	502	2,731	12,018
	Grants	-	-	1,276	316	411	-	-	-	2,002
	Solid Waste Enterprise Fund	-	-	1,716	925	2,157	2,062	75	169	7,103
	Utility Operations & Maint	-	-	2,910	2,243	1,858	833	1,921	1,002	10,769
	Heavy Equipment Replcemnt Total	-	-	15,229	7,056	13,716	7,918	3,967	5,527	53,413
G-0B	Fleet Enterprise Capital Mtc Plan									-
	Fleet Enterprise Fund	-	-	3,320	1,550	-	-	-	-	4,870
	Fleet Enterprise Capital Mtc Plan Total	-	-	3,320	1,550	-	-	-	-	4,870
P-0A	Comm Svcs Capital Mt Plan									-
	Capital Projects Fund	-	-	9,566	9,953	12,441	12,567	12,640	13,465	70,631
	Comm Svcs Capital Mt Plan Total	-	-	9,566	9,953	12,441	12,567	12,640	13,465	70,631
R-0A	Gas Tax Bridge Capital Maint Plan (see schedule)									-
	Capital Projects Fund	-	-	535	10,300	1,305	4,355	5,170	205	21,870
	Gas Tax Bridge Capital Maint Plan (see schedule) Total	-	-	535	10,300	1,305	4,355	5,170	205	21,870
R-0B	Road & Bridge Paving Capital MaintPlan (see schedule)									-
	Gas Tax (Capital)	-	-	5,198	4,100	2,245	4,695	4,763	3,652	24,654
	Road & Bridge Paving Capital MaintPlan (see schedule) Total	-	-	5,198	4,100	2,245	4,695	4,763	3,652	24,654
S-0A	MSBU/TU Paving Capital Maint Plan (see schedule)									-
	Debt Proceeds	8,724	6,527	46,523	32,016	6,070	-	-	-	99,860
	MSBU/TU Assessments	59,237	4,558	34,539	8,960	13,953	9,530	8,756	8,482	148,017
	MSBU/TU Paving Capital Maint Plan (see schedule) Total	67,961	11,085	81,062	40,976	20,023	9,530	8,756	8,482	247,877

Capital Improvement Program Totals by Infrastructure Type and Project with Funding Sources 2026 Adopted CIP

(in thousands 000)

	Prior Actuals	FY25 Est	FY 26	FY 27	FY 28	FY 29	FY 30	FY 31	Total	
S-OB	MSBU/TU Dredging Capital Maint Plan (see sched)								-	
	Boater Improvement	1,200	200	375	50	50	-	50	50	1,975
	BP Settlement Fund	2,433	-	-	-	-	-	-	-	2,433
	Debt Proceeds	20,557	-	2,114	-	3,426	-	-	-	26,097
	GIF Ad Valorem	3,120	520	520	-	-	-	-	-	4,160
	Grants	14,400	76	354	-	24	1,550	-	-	16,404
	Grants Pending	-	-	-	151	156	131	119	123	680
	MSBU/TU Assessments	(6,680)	(507)	4,638	407	9,112	3,542	450	434	11,397
	Other	5,357	-	-	-	-	-	-	-	5,357
	Tourist Development	2,100	350	500	150	150	-	150	150	3,550
	WCIND	75	-	-	-	-	-	-	-	75
	MSBU/TU Dredging Capital Maint Plan (see sched) Total	42,562	639	8,501	758	12,918	5,223	769	757	72,128
S-OC	MSBU/TU Bridge Capital Maint Plan (see schedule)									-
	Debt Proceeds	-	-	2,669	-	-	-	-	-	2,669
	MSBU/TU Assessments	7,127	2,788	16,513	3,855	1,292	568	1,200	801	34,143
	MSBU/TU Bridge Capital Maint Plan (see schedule) Total	7,127	2,788	19,182	3,855	1,292	568	1,200	801	36,812
T-OA	Information Technology Capital Maintenance Plan (see schedule)									-
	Capital Projects Fund	-	-	3,391	1,725	283	1,128	1,553	3,650	11,730
	Information Technology Capital Maintenance Plan (see schedule) Total	-	-	3,391	1,725	283	1,128	1,553	3,650	11,730
U-OA	Utility Capital Maint Plan (see schedule)									-
	Utility Repair & Replace Fund	-	-	5,800	6,000	4,900	4,200	1,200	200	22,300
	Utility Capital Maint Plan (see schedule) Total	-	-	5,800	6,000	4,900	4,200	1,200	200	22,300
Grand Total		482,966	70,099	888,683	421,126	596,345	125,476	137,333	94,137	2,816,165



This page intentionally left blank

CHARLOTTE COUNTY
CAPITAL IMPROVEMENT PROGRAM 2026
SUMMARY CIP PROJECT TOTALS BY SOURCE
(\$ IN THOUSANDS)

	<u>FY 26</u>	<u>FY 27</u>	<u>FY 28</u>	<u>FY 29</u>	<u>FY 30</u>	<u>FY 31</u>	<u>SIX YEAR TOTAL</u>
BY REVENUE TYPE:							
IMPACT FEES TOTAL:							
Impact Fees	3,469	-	-	-	-	-	3,469
Road Impact Fees	55,118	38,705	6,408	5,808	4,163	4,229	114,432
IMPACT FEES TOTAL:	58,588	38,705	6,408	5,808	4,163	4,229	117,901
Ad Valorem Taxes							
Ad Valorem Taxes	13,085	1,939	115	78	320	120	15,657
Capital Projects Fund	67,409	46,444	38,980	30,965	42,957	31,076	257,832
AD VALOREM TAXES TOTAL:	80,494	48,384	39,095	31,044	43,277	31,195	273,488
Sales Tax							
One Cent Sales Tax Extension 2009	3,165	-	-	-	-	-	3,165
One Cent Sales Tax Extension 2014	17,881	-	-	-	-	-	17,881
One Cent Sales Tax Extension 2020	108,192	30,412	-	-	-	-	138,604
One Cent Sales Tax Extension 2020 Tier 2*	17,695	10,000	10,275	1,138	-	-	39,109
One Cent Sales Tax Extension 2026	42,805	179,693	276,281	42,615	55,582	38,656	635,630
SALES TAX TOTAL:	189,739	220,105	286,556	43,753	55,582	38,656	834,390
Other Taxes / Assessments / Fees							
Other Fees	10,124	1,770	26,838	2,212	62	188	41,194
Gas Tax (Trans Trust)	5,767	963	2,603	2,194	502	2,731	14,760
Gas Tax (Capital)	4,013	4,960	2,245	4,695	4,763	3,652	24,329
MSBUs / MSTUs	135,106	52,219	62,833	22,341	18,171	10,969	301,638
Solid Waste Enterprise Fund	13,005	925	2,157	2,062	75	667	18,890
Tourist Development	500	150	150	-	7,098	150	8,048
Water and Sewer Fees	336,646	9,331	46,770	5,454	3,520	1,578	403,298
OTHER TAXES / ASSMTS / FEES TOTAL:	505,161	70,319	143,595	38,957	34,192	19,934	812,157

CHARLOTTE COUNTY
CAPITAL IMPROVEMENT PROGRAM 2026
SUMMARY CIP PROJECT TOTALS BY SOURCE
(\$ IN THOUSANDS)

	<u>FY 26</u>	<u>FY 27</u>	<u>FY 28</u>	<u>FY 29</u>	<u>FY 30</u>	<u>FY 31</u>	<u>SIX YEAR TOTAL</u>
BY REVENUE TYPE:							
Other Sources of Revenue							
Grants	54,701	43,614	120,691	5,915	119	123	225,162
Other Sources of Revenue	-	-	-	-	-	-	-
OTHER SOURCES OF REVENUE TOTAL:	54,701	43,614	120,691	5,915	119	123	225,162
GRAND TOTAL REVENUE:	888,683	421,126	596,345	125,476	137,333	94,137	2,263,099

BY EXPENDITURE FUNCTION:

<u>Department</u>	<u>FY 26</u>	<u>FY 27</u>	<u>FY 28</u>	<u>FY 29</u>	<u>FY 30</u>	<u>FY 31</u>	<u>SIX YEAR TOTAL</u>
Community Development	-	-	26,319	-	-	-	26,319
Facilities Management	53,676	83,654	72,315	10,803	22,396	12,115	254,960
Fire Rescue	20,198	21,587	5,801	6,152	-	13,282	67,021
Fleet Enterprise	3,320	1,550	-	-	-	-	4,870
General Government	29,896	8,781	13,969	8,171	4,220	5,779	70,816
Human Services	261	-	-	-	-	-	261
IT/GIS	6,013	1,725	283	1,128	1,553	3,650	14,352
Libraries	2,562	-	16,363	1,138	-	-	20,064
Natural Resources	-	-	-	-	-	-	-
Parks & Recreation	84,610	58,521	176,751	42,766	41,893	38,838	443,380
Public Works Engineering	262,099	229,592	173,265	48,357	65,540	19,286	798,138
Radio Communications	-	-	-	-	-	-	-
Road Maintenance & Operations	13,287	1,771	32,744	2,212	12	-	50,026
Sheriff	42,891	7,337	-	-	-	-	50,228
Solid Waste	10,580	-	-	-	-	498	11,078
Transit	-	-	-	-	-	-	-
Utilities	359,290	6,608	78,537	4,748	1,718	687	451,589
GRAND TOTAL EXPENDITURES:	888,683	421,126	596,345	125,476	137,333	94,137	2,263,099

*Tier 2 Sales Tax projects are programmed depending on funding availability



This page intentionally left blank

Capital Improvement Program Totals by Department & Project 2026 Adopted CIP

(in thousands 000)

Title	Prior Actuals	FY25 Est	FY 26	FY 27	FY 28	FY 29	FY 30	FY 31	TOTAL
Community Development	-	-	-	-	26,319	-	-	-	26,319
Building/Facility Infrastructure	-	-	-	-	26,319	-	-	-	26,319
F-02 Community Development New Building	-	-	-	-	26,319	-	-	-	26,319
F-02 Total	-	-	-	-	26,319	-	-	-	26,319
Facilities Management	8,459	2,509	53,676	83,654	72,315	10,803	22,396	12,115	265,928
Building/Facility Infrastructure	8,459	2,509	44,644	74,076	62,157	31	10,973	-	202,849
F-03 CARE Expansion / Grace Street Complex	-	-	-	-	-	-	4,024	-	4,024
F-03 Total	-	-	-	-	-	-	4,024	-	4,024
F-04 Charlotte Harbor CRA Parking Improvements and Pedestrian Walkway Connection	1,510	-	139	-	-	-	-	-	1,649
F-04 Total	1,510	-	139	-	-	-	-	-	1,649
F-05 Charlotte Harbor Event and Conference Center Parking Garage	-	-	-	8,257	-	-	-	-	8,257
F-05 Total	-	-	-	8,257	-	-	-	-	8,257
F-06 Charlotte County Health Dept	-	-	-	-	441	-	-	-	441
F-06 Total	-	-	-	-	441	-	-	-	441
F-07 Clerk Records Warehouse Replacement	-	-	-	-	10,863	-	-	-	10,863
F-07 Total	-	-	-	-	10,863	-	-	-	10,863
F-08 Countywide Elevator Assessment	-	-	1,000	-	-	-	-	-	1,000
F-08 Total	-	-	1,000	-	-	-	-	-	1,000
F-09 Cultural Center/Library Replacement	-	21	2,850	65,790	-	-	-	-	68,661
F-09 Total	-	21	2,850	65,790	-	-	-	-	68,661
F-10 Emergency Mgt Generators - FY23 HM Grant Pgm	16	57	1,188	-	-	-	-	-	1,261
F-10 Total	16	57	1,188	-	-	-	-	-	1,261
F-12 Emergency Operations Center Expansion	-	30	19,396	-	-	-	-	-	19,426
F-12 Total	-	30	19,396	-	-	-	-	-	19,426
F-13 Energy Performance Improvement Measures	4,365	27	56	29	30	31	-	-	4,539
F-13 Total	4,365	27	56	29	30	31	-	-	4,539
F-14 Facilities Department Renovations	74	18	1,463	-	-	-	-	-	1,555
F-14 Total	74	18	1,463	-	-	-	-	-	1,555
F-15 Fleet Management Building	-	-	-	-	27,046	-	-	-	27,046
F-15 Total	-	-	-	-	27,046	-	-	-	27,046
F-16 Loveland Bldg Renov (former Human Services space)	-	-	2,121	-	-	-	-	-	2,121
F-16 Total	-	-	2,121	-	-	-	-	-	2,121
F-17 Mosquito Control Building at Babock Ranch	-	-	518	-	-	-	-	-	518
F-17 Total	-	-	518	-	-	-	-	-	518

Capital Improvement Program Totals by Department & Project 2026 Adopted CIP

(in thousands 000)

Title		Prior Actuals	FY25 Est	FY 26	FY 27	FY 28	FY 29	FY 30	FY 31	TOTAL
F-18	Public Safety Saferoom (HMGP-4673)	-	-	-	-	23,776	-	-	-	23,776
F-18 Total		-	-	-	-	23,776	-	-	-	23,776
F-19	Radio Management Warehouse	-	-	806	-	-	-	-	-	806
F-19 Total		-	-	806	-	-	-	-	-	806
F-20	South County Annex Replacement	-	-	11,757	-	-	-	-	-	11,757
F-20 Total		-	-	11,757	-	-	-	-	-	11,757
F-22	Tourism Office	-	-	-	-	-	-	6,948	-	6,948
F-22 Total		-	-	-	-	-	-	6,948	-	6,948
F-21	Supervisor of Elections Warehouse	2,494	2,355	3,351	-	-	-	-	-	8,200
F-21 Total		2,494	2,355	3,351	-	-	-	-	-	8,200
Capital Maintenance		-	-	9,032	9,578	10,158	10,772	11,424	12,115	63,079
F-0A	Facilities Capital Maintenance Plan	-	-	9,032	9,578	10,158	10,772	11,424	12,115	63,079
F-0A Total		-	-	9,032	9,578	10,158	10,772	11,424	12,115	63,079
Fire Rescue		13,966	937	20,198	21,587	5,801	6,152	-	13,282	81,924
Building/Facility Infrastructure		13,966	937	20,198	21,587	5,801	6,152	-	13,282	81,924
F-23	Fire Station 17 Additional Tuckers Grade/ US 41	235	-	5,455	-	-	-	-	-	5,690
F-23 Total		235	-	5,455	-	-	-	-	-	5,690
F-24	Fire Station 18, Edgewater Drive (Additional)	-	-	-	10,793	-	-	-	-	10,793
F-24 Total		-	-	-	10,793	-	-	-	-	10,793
F-25	Fire Station 19 (Add'l), Gasparilla Road	-	-	-	10,793	-	-	-	-	10,793
F-25 Total		-	-	-	10,793	-	-	-	-	10,793
F-26	Fire Station 2 Replacement/Relocate	5,720	-	672	-	-	-	-	-	6,391
F-26 Total		5,720	-	672	-	-	-	-	-	6,391
F-27	Fire Station 20, Babcock Site 2 (Additional)	-	-	-	-	5,801	-	-	-	5,801
F-27 Total		-	-	-	-	5,801	-	-	-	5,801
F-28	Fire Station 21, Babcock Site 3 (Additional)	-	-	-	-	-	6,152	-	-	6,152
F-28 Total		-	-	-	-	-	6,152	-	-	6,152
F-29	Fire Station 3 Replacement	-	0	6,054	-	-	-	-	-	6,054
F-29 Total		-	0	6,054	-	-	-	-	-	6,054
F-30	Fire Station 4 Replacement	-	-	-	-	-	-	-	13,282	13,282
F-30 Total		-	-	-	-	-	-	-	13,282	13,282
F-31	Fire Station 5 Replacement/Relocate	4,727	-	723	-	-	-	-	-	5,450
F-31 Total		4,727	-	723	-	-	-	-	-	5,450
F-32	Fire Station 6 Replacement	459	0	4,041	-	-	-	-	-	4,500
F-32 Total		459	0	4,041	-	-	-	-	-	4,500
F-33	Fire Station 9 Babcock Site 1 (FS 9 Relocation)	2,826	937	337	-	-	-	-	-	4,100
F-33 Total		2,826	937	337	-	-	-	-	-	4,100

Capital Improvement Program Totals by Department & Project 2026 Adopted CIP

(in thousands 000)

Title	Prior Actuals	FY25 Est	FY 26	FY 27	FY 28	FY 29	FY 30	FY 31	TOTAL
F-34 Fire/EMS Vehicle Maint Warehouse Expansion	-	-	2,916	-	-	-	-	-	2,916
F-34 Total	-	-	2,916	-	-	-	-	-	2,916
Fleet Enterprise	-	-	3,320	1,550	-	-	-	-	4,870
Capital Maintenance	-	-	3,320	1,550	-	-	-	-	4,870
G-0B Fleet Enterprise Capital Mtc Plan	-	-	3,320	1,550	-	-	-	-	4,870
G-0B Total	-	-	3,320	1,550	-	-	-	-	4,870
General Government	11,476	253	29,896	8,781	13,969	8,171	4,220	5,779	82,544
General Government	11,476	253	14,667	1,724	253	253	253	253	29,131
G-02 Additional and Miscellaneous Equipment (FY22/FY23)	2,208	-	275	-	-	-	-	-	2,483
G-02 Total	2,208	-	275	-	-	-	-	-	2,483
G-03 Additional and Miscellaneous Equipment (FY24/FY25)	30	-	4,947	-	-	-	-	-	4,977
G-03 Total	30	-	4,947	-	-	-	-	-	4,977
G-04 Additional Heavy, Small and Misc. Fleet Equipment (FY26/FY27)	-	-	4,009	1,471	-	-	-	-	5,481
G-04 Total	-	-	4,009	1,471	-	-	-	-	5,481
G-05 Additional Rolling Stock Public Works (FY24/FY25)	2,790	-	3,381	-	-	-	-	-	6,171
G-05 Total	2,790	-	3,381	-	-	-	-	-	6,171
G-06 Additional Rolling Stock Utilities (FY24/FY25)	81	-	1,802	-	-	-	-	-	1,884
G-06 Total	81	-	1,802	-	-	-	-	-	1,884
G-07 GDC Land Purchase	6,366	253	253	253	253	253	253	253	8,135
G-07 Total	6,366	253	253	253	253	253	253	253	8,135
Capital Maintenance	-	-	15,229	7,056	13,716	7,918	3,967	5,527	53,413
G-0A Heavy Equipment Replcemnt	-	-	15,229	7,056	13,716	7,918	3,967	5,527	53,413
G-0A Total	-	-	15,229	7,056	13,716	7,918	3,967	5,527	53,413
Human Services	10,561	79	261	-	-	-	-	-	10,900
Building/Facility Infrastructure	10,561	79	261	-	-	-	-	-	10,900
F-35 Family Services Center Campus Phase 2	10,561	79	261	-	-	-	-	-	10,900
F-35 Total	10,561	79	261	-	-	-	-	-	10,900
Information Technology	4,168	185	6,013	1,725	283	1,128	1,553	3,650	18,705
Technology Infrastructure	4,168	185	2,622	-	-	-	-	-	6,975
T-02 EDEN to Munis Conversion	1,899	185	506	-	-	-	-	-	2,590
T-02 Total	1,899	185	506	-	-	-	-	-	2,590
T-03 Enterprise Asset Management /Work Order System Upgrade	2,269	-	2,116	-	-	-	-	-	4,385
T-03 Total	2,269	-	2,116	-	-	-	-	-	4,385
Capital Maintenance	-	-	3,391	1,725	283	1,128	1,553	3,650	11,730
T-0A Information Technology Capital Maintenance Plan	-	-	3,391	1,725	283	1,128	1,553	3,650	11,730

**Capital Improvement Program Totals
by Department & Project
2026 Adopted CIP**

(in thousands 000)

Title	Prior Actuals	FY25 Est	FY 26	FY 27	FY 28	FY 29	FY 30	FY 31	TOTAL
T-0A Total	-	-	3,391	1,725	283	1,128	1,553	3,650	11,730

Capital Improvement Program Totals by Department & Project 2026 Adopted CIP

(in thousands 000)

Title	Prior Actuals	FY25 Est	FY 26	FY 27	FY 28	FY 29	FY 30	FY 31	TOTAL
Libraries	-	-	2,562	-	16,363	1,138	-	-	20,064
Building/Facility Infrastructure	-	-	2,562	-	16,363	1,138	-	-	20,064
F-36 Babcock Library & Annex	-	-	2,562	-	16,244	-	-	-	18,806
F-36 Total	-	-	2,562	-	16,244	-	-	-	18,806
F-37 Library Renovations	-	-	-	-	119	1,138	-	-	1,258
F-37 Total	-	-	-	-	119	1,138	-	-	1,258
Parks	11,451	847	84,610	58,521	176,751	42,766	41,893	38,838	455,678
Building/Facility Infrastructure	2,731	460	63,488	20,601	150,826	24,184	23,271	24,123	309,685
F-11 Emergency Management Generators (HMGP-4673)	-	-	-	-	1,276	-	-	-	1,276
F-11 Total	-	-	-	-	1,276	-	-	-	1,276
F-39 Boating Improvements-Ainger Creek	996	6	3,693	-	-	-	-	-	4,695
F-39 Total	996	6	3,693	-	-	-	-	-	4,695
F-40 Centennial Park Pool Ph 3	-	-	-	-	-	14,672	-	-	14,672
F-40 Total	-	-	-	-	-	14,672	-	-	14,672
F-41 Charlotte Sports Park Asphalt Parking	-	-	-	-	3,773	-	-	-	3,773
F-41 Total	-	-	-	-	3,773	-	-	-	3,773
F-43 East Kings Highway Community Park	-	-	-	-	-	-	-	-	-
F-43 Total	-	-	-	-	-	-	-	-	-
F-44 GC Herring Park Ph 1	19	40	2,733	-	-	-	-	-	2,791
F-44 Total	19	40	2,733	-	-	-	-	-	2,791
F-45 Harold Avenue Generator Mitigation Grant	336	-	55	-	-	-	-	-	391
F-45 Total	336	-	55	-	-	-	-	-	391
F-46 Harold Avenue Rec Center Wind Retrofit	298	-	259	-	-	-	-	-	556
F-46 Total	298	-	259	-	-	-	-	-	556
F-47 Maracaibo Community Park & Concession	-	-	-	1,086	9,380	-	-	-	10,466
F-47 Total	-	-	-	1,086	9,380	-	-	-	10,466
F-49 Mid County Annex	-	-	-	-	50,189	-	-	-	50,189
F-49 Total	-	-	-	-	50,189	-	-	-	50,189
F-50 Myakka River Park - Phase 2	-	-	-	-	-	-	10,704	-	10,704
F-50 Total	-	-	-	-	-	-	10,704	-	10,704
F-51 Park Renovation at Port Charlotte Beach, Bissett,	-	-	-	-	8,707	-	-	-	8,707
F-51 Total	-	-	-	-	8,707	-	-	-	8,707
F-52 Park Restrooms - Bill Coy Preserve	-	-	534	-	-	-	-	-	534
F-52 Total	-	-	534	-	-	-	-	-	534
F-53 Park Restrooms - Harold Ave & South County Regional Parks	-	-	1,430	-	-	-	-	-	1,430
F-53 Total	-	-	1,430	-	-	-	-	-	1,430

Capital Improvement Program Totals by Department & Project 2026 Adopted CIP

(in thousands 000)

Title		Prior Actuals	FY25 Est	FY 26	FY 27	FY 28	FY 29	FY 30	FY 31	TOTAL
F-54	Park Restrooms - Kiwanis and Franz Ross Parks	-	-	-	1,633	-	-	-	-	1,633
F-54 Total		-	-	-	1,633	-	-	-	-	1,633
F-55	Park Restrooms - Maracaibo, Hathaway, Centennial	-	-	-	-	2,793	-	-	-	2,793
F-55 Total		-	-	-	-	2,793	-	-	-	2,793
F-56	Park Restrooms - Randy Spence & Midway Parks	-	-	1,382	-	-	-	-	-	1,382
F-56 Total		-	-	1,382	-	-	-	-	-	1,382
F-57	Placida West Boat Ramp - 12560 Placida Road	402	15	6,583	-	-	-	-	-	7,000
F-57 Total		402	15	6,583	-	-	-	-	-	7,000
F-58	Port Charlotte Beach Recreation Center	533	346	23,620	-	-	-	-	-	24,500
F-58 Total		533	346	23,620	-	-	-	-	-	24,500
F-61	Recreation Center Renovation, Centennial Park	-	-	-	-	-	-	-	10,135	10,135
F-61 Total		-	-	-	-	-	-	-	10,135	10,135
F-62	Riverside Boat Ramp Replacement	69	12	1,999	-	-	-	-	-	2,080
F-62 Total		69	12	1,999	-	-	-	-	-	2,080
F-63	South Murdock Community Park	-	-	-	5,848	119	9,386	-	-	15,353
F-63 Total		-	-	-	5,848	119	9,386	-	-	15,353
F-64	Special Needs Saferoom (HMGP-4673)	-	-	8,471	-	30,258	-	-	-	38,729
F-64 Total		-	-	8,471	-	30,258	-	-	-	38,729
F-65	Tringali Community Center	-	-	-	-	-	126	761	6,904	7,792
F-65 Total		-	-	-	-	-	126	761	6,904	7,792
F-66	Tuckers Grade Community Park	-	-	-	-	-	-	11,806	-	11,806
F-66 Total		-	-	-	-	-	-	11,806	-	11,806
F-67	Wm. R. Gaines Jr. Veterans Memorial Park Ph 2	16	40	1,694	-	-	-	-	-	1,750
F-67 Total		16	40	1,694	-	-	-	-	-	1,750
F-68	Wm. R. Gaines Jr. Veterans Memorial Park Ph 3	-	-	-	-	4,374	-	-	-	4,374
F-68 Total		-	-	-	-	4,374	-	-	-	4,374
F-38	Bissett Community Park Ph 3 (HMGP-4673)	-	-	-	-	32,800	-	-	7,084	39,884
F-38 Total		-	-	-	-	32,800	-	-	7,084	39,884
F-42	Charlotte Sports Park Renovations	-	-	-	-	7,156	-	-	-	7,156
F-42 Total		-	-	-	-	7,156	-	-	-	7,156
F-48	McGuire Park Phase 2	-	-	2,900	-	-	-	-	-	2,900
F-48 Total		-	-	2,900	-	-	-	-	-	2,900
F-59	Port Charlotte Beach Recreation Center Pool	63	-	8,137	-	-	-	-	-	8,200
F-59 Total		63	-	8,137	-	-	-	-	-	8,200
F-60	Recreation Center Renovation - So County Regional Park	-	-	-	12,034	-	-	-	-	12,034
F-60 Total		-	-	-	12,034	-	-	-	-	12,034

Capital Improvement Program Totals by Department & Project 2026 Adopted CIP

(in thousands 000)

Title	Prior Actuals	FY25 Est	FY 26	FY 27	FY 28	FY 29	FY 30	FY 31	TOTAL
Park Infrastructure	8,720	388	11,556	27,968	13,484	6,015	5,982	1,250	75,362
P-02 Multi Use Trails Allocation (2027)	-	-	-	1,250	1,250	1,250	1,250	1,250	6,250
P-02 Total	-	-	-	1,250	1,250	1,250	1,250	1,250	6,250
P-03 Sport Field Conversions	-	-	530	8,435	298	-	-	-	9,263
P-03 Total	-	-	530	8,435	298	-	-	-	9,263
P-04 Bayshore Live Oak Park	803	-	720	-	-	-	-	-	1,522
P-04 Total	803	-	720	-	-	-	-	-	1,522
P-05 Centennial Park Ph 2	-	-	-	-	10,147	-	-	-	10,147
P-05 Total	-	-	-	-	10,147	-	-	-	10,147
P-06 Lake Betty Park	212	124	2,549	-	-	-	-	-	2,885
P-06 Total	212	124	2,549	-	-	-	-	-	2,885
P-07 Port Charlotte Beach Park Stabilization	-	-	-	2,706	-	-	-	-	2,706
P-07 Total	-	-	-	2,706	-	-	-	-	2,706
P-08 William R. Gaines Jr. Veterans Memorial Park Ph1	2,899	97	121	-	-	-	-	-	3,118
P-08 Total	2,899	97	121	-	-	-	-	-	3,118
P-09 Bissett Community Park	334	159	3,048	-	-	-	-	-	3,541
P-09 Total	334	159	3,048	-	-	-	-	-	3,541
P-10 Bissett Community Park Phase 2	-	-	-	-	-	-	4,732	-	4,732
P-10 Total	-	-	-	-	-	-	4,732	-	4,732
P-11 Charlotte Harbor Event and Conference Center Seawall	-	-	3,008	-	-	-	-	-	3,008
P-11 Total	-	-	3,008	-	-	-	-	-	3,008
P-12 South County Regional Park	2,597	-	695	-	-	-	-	-	3,292
P-12 Total	2,597	-	695	-	-	-	-	-	3,292
P-13 GC Herring Park Phase 2	-	-	-	-	-	4,765	-	-	4,765
P-13 Total	-	-	-	-	-	4,765	-	-	4,765
P-14 Myakka River Park	152	7	792	-	-	-	-	-	951
P-14 Total	152	7	792	-	-	-	-	-	951
P-15 Placida Passive Park Phase 1	1,722	-	93	-	-	-	-	-	1,815
P-15 Total	1,722	-	93	-	-	-	-	-	1,815
P-16 Placida Passive Park Phase 2	-	-	-	15,577	1,789	-	-	-	17,366
P-16 Total	-	-	-	15,577	1,789	-	-	-	17,366
P-17 Placida Bunk House	-	-	-	-	-	-	-	-	-
P-17 Total	-	-	-	-	-	-	-	-	-
Capital Maintenance	-	-	9,566	9,953	12,441	12,567	12,640	13,465	70,631
P-0A Comm Svcs Capital Mt Plan	-	-	9,566	9,953	12,441	12,567	12,640	13,465	70,631
P-0A Total	-	-	9,566	9,953	12,441	12,567	12,640	13,465	70,631

Capital Improvement Program Totals by Department & Project 2026 Adopted CIP

(in thousands 000)

Title	Prior Actuals	FY25 Est	FY 26	FY 27	FY 28	FY 29	FY 30	FY 31	TOTAL
Public Works Engineering	296,381	17,843	262,099	229,592	173,265	48,357	65,540	19,286	1,112,362
Roadway and Sidewalk Infrastructure	168,839	3,274	145,001	167,842	103,539	22,226	43,742	4,249	658,712
R-02 Intersection Improvements at Various Locations	1,712	177	11,670	5,773	4,960	4,384	2,764	2,855	34,295
R-02 Total	1,712	177	11,670	5,773	4,960	4,384	2,764	2,855	34,295
R-03 Multi Use Path-On Road	3,603	-	197	-	-	-	-	-	3,800
R-03 Total	3,603	-	197	-	-	-	-	-	3,800
R-04 Regional Bicycle-Pedestrian Trails	2,056	1,652	2,292	-	-	-	-	-	6,000
R-04 Total	2,056	1,652	2,292	-	-	-	-	-	6,000
R-05 Road Right of Way Mapping	31	39	207	-	-	-	-	-	278
R-05 Total	31	39	207	-	-	-	-	-	278
R-06 Sidewalks 2009 Sales Tax Extension	9,489	-	2,876	-	-	-	-	-	12,365
R-06 Total	9,489	-	2,876	-	-	-	-	-	12,365
R-07 Sidewalk Hazard Mitigation (HB41)	4,470	-	4,386	-	-	-	-	-	8,856
R-07 Total	4,470	-	4,386	-	-	-	-	-	8,856
R-08 Sidewalks - Gap/Infill Gas Taxes/Impact Fees	-	-	915	1,250	1,250	1,250	1,250	1,250	7,165
R-08 Total	-	-	915	1,250	1,250	1,250	1,250	1,250	7,165
R-09 Charlotte Harbor CRA Melbourne Street MUP	193	68	3,692	-	-	-	-	-	3,953
R-09 Total	193	68	3,692	-	-	-	-	-	3,953
R-10 Charlotte Harbor CRA Parmely St Improvements	142	0	2,108	-	-	-	-	-	2,250
R-10 Total	142	0	2,108	-	-	-	-	-	2,250
R-11 Edgewater Ph 2	29,888	19	3,242	-	-	-	-	-	33,148
R-11 Total	29,888	19	3,242	-	-	-	-	-	33,148
R-12 Edgewater Ph 3	-	-	-	41,360	-	-	-	-	41,360
R-12 Total	-	-	-	41,360	-	-	-	-	41,360
R-13 Edgewater/Flamingo Ph4 Corridor Connection	3,198	358	7,395	30,412	-	-	-	-	41,364
R-13 Total	3,198	358	7,395	30,412	-	-	-	-	41,364
R-14 Edgewater Ph 5	-	-	-	41,040	-	-	-	-	41,040
R-14 Total	-	-	-	41,040	-	-	-	-	41,040
R-15 El Jobean Rd (SR 776) at Charlotte Sports Park	-	-	155	979	-	-	-	-	1,134
R-15 Total	-	-	155	979	-	-	-	-	1,134
R-16 El Jobean Road (SR 776) at Flamingo Blvd	-	-	3,021	-	-	-	-	-	3,021
R-16 Total	-	-	3,021	-	-	-	-	-	3,021
R-17 Harborview Melbourne to Date St Ph 1	666	176	26,557	-	56,031	-	-	-	83,430
R-17 Total	666	176	26,557	-	56,031	-	-	-	83,430
R-18 Harborview Road Widening - Date St to I75 Ph 2	-	-	18,594	-	33,858	-	-	-	52,452
R-18 Total	-	-	18,594	-	33,858	-	-	-	52,452
R-19 Harborview Rd/Kings Hwy Intersection Impvts	148	7	2,496	-	-	-	-	-	2,650

Capital Improvement Program Totals by Department & Project 2026 Adopted CIP

(in thousands 000)

Title		Prior								TOTAL
		Actuals	FY25 Est	FY 26	FY 27	FY 28	FY 29	FY 30	FY 31	
R-19 Total		148	7	2,496	-	-	-	-	-	2,650
R-20	Hillsborough /Cranberry Blvd	385	1	3,336	-	-	-	-	-	3,721
R-20 Total		385	1	3,336	-	-	-	-	-	3,721
R-21	Kings Highway I75 to Desoto	2,964	98	8,487	-	-	-	-	-	11,550
R-21 Total		2,964	98	8,487	-	-	-	-	-	11,550
R-22	Mid County Transfer Roadway Reconfiguration	1	4	562	-	-	-	-	-	566
R-22 Total		1	4	562	-	-	-	-	-	566
R-23	Old Landfill Road Safety Improvements	10	-	490	-	-	-	-	-	500
R-23 Total		10	-	490	-	-	-	-	-	500
R-24	Sandhill Widening	1,874	125	18,284	-	-	-	-	-	20,283
R-24 Total		1,874	125	18,284	-	-	-	-	-	20,283
R-25	Veterans / Cochran Blvd Intersection Impvts	13	7	3,710	-	-	-	-	-	3,730
R-25 Total		13	7	3,710	-	-	-	-	-	3,730
R-26	Burnt Store Road Area Corridor	4,046	44	361	-	-	-	-	-	4,450
R-26 Total		4,046	44	361	-	-	-	-	-	4,450
R-27	Burnt Store Road E/W Connector (new 2 lane road)	-	-	-	-	4,409	6,263	34,111	-	44,783
R-27 Total		-	-	-	-	4,409	6,263	34,111	-	44,783
R-28	Burnt Store Road Widening Ph 2	44,622	299	2,340	222	198	174	149	124	48,128
R-28 Total		44,622	299	2,340	222	198	174	149	124	48,128
R-29	Burnt Store Road Ph 3	28,995	17	88	-	-	-	-	-	29,099
R-29 Total		28,995	17	88	-	-	-	-	-	29,099
S-02	Deep Creek Sidewalks Rampart Blvd/ Rio De Janeiro to Navigator	8	42	584	-	-	-	-	-	635
S-02 Total		8	42	584	-	-	-	-	-	635
S-03	Deep Creek Blvd Sidewalks/Rio De Janeiro to Seasons	-	-	140	1,067	-	-	-	-	1,207
S-03 Total		-	-	140	1,067	-	-	-	-	1,207
S-04	Deep Creek Blvd Sidewalks/Seasons to Paramarlbo	-	-	-	-	201	1,480	-	-	1,681
S-04 Total		-	-	-	-	201	1,480	-	-	1,681
S-05	Englewood East Sidewalks Willmington/ Pennel to Roberta	1,804	-	(0)	-	-	-	-	-	1,804
S-05 Total		1,804	-	(0)	-	-	-	-	-	1,804
S-06	Greater Port Charlotte Sidewalks/Dorchester	272	10	4,101	-	-	-	-	-	4,382
S-06 Total		272	10	4,101	-	-	-	-	-	4,382
S-07	Greater Port Charlotte Sidewalk Cannolot/ Cochran to Morrison	-	-	-	-	-	103	607	-	710

Capital Improvement Program Totals by Department & Project 2026 Adopted CIP

(in thousands 000)

Title	Prior Actuals	FY25 Est	FY 26	FY 27	FY 28	FY 29	FY 30	FY 31	TOTAL
S-07 Total	-	-	-	-	-	103	607	-	710
R-30 Jones Loop Road North - Roundabout at Piper Rd	-	-	-	-	-	4,234	-	-	4,234
R-30 Total	-	-	-	-	-	4,234	-	-	4,234
R-31 Piper Road North	12,489	17	719	-	-	-	-	-	13,225
R-31 Total	12,489	17	719	-	-	-	-	-	13,225
R-32 Taylor Road Widening/ N Jones Loop to Airport Rd	-	-	-	-	-	-	-	-	-
R-32 Total	-	-	-	-	-	-	-	-	-
R-33 Taylor Road Widening/ US41 to N Jones Loop Road	-	-	-	-	-	-	-	-	-
R-33 Total	-	-	-	-	-	-	-	-	-
R-34 Gasparilla Rd Connector Sidewalk	-	-	335	-	-	-	-	-	335
R-34 Total	-	-	335	-	-	-	-	-	335
R-35 CR 775 (Placida Rd) Safety Impvts/Rotonda Blvd West to Boca Grande Cswy	12,798	29	290	-	-	-	-	-	13,117
R-35 Total	12,798	29	290	-	-	-	-	-	13,117
R-36 SUN Trail - Cape Haze Pioneer Trail Gillott-Myakka State Forest	-	-	938	10,484	-	-	-	-	11,423
R-36 Total	-	-	938	10,484	-	-	-	-	11,423
R-37 SUN Trail - Cape Haze Pioneer Trail US41-Gillott Blvd	-	-	2,556	28,640	-	-	-	-	31,196
R-37 Total	-	-	2,556	28,640	-	-	-	-	31,196
S-10 Gulf Cove Sidewalks	264	-	-	-	2,314	2,695	3,388	-	8,661
S-10 Total	264	-	-	-	2,314	2,695	3,388	-	8,661
S-11 Manasota Key Community Plan	2,581	11	3,924	149	115	78	40	20	6,917
S-11 Total	2,581	11	3,924	149	115	78	40	20	6,917
S-12 NWPC Sidewalks Chamberlain/US41 to Jacobs	-	75	2,584	-	-	-	-	-	2,659
S-12 Total	-	75	2,584	-	-	-	-	-	2,659
S-13 NWPC Sidewalks Chamberlain/ Jacobs to Cambell	-	-	542	2,461	-	-	-	-	3,003
S-13 Total	-	-	542	2,461	-	-	-	-	3,003
S-14 NWPC Sidewalks McCabe/ Chamberlain to Chancellor	-	-	-	-	203	1,322	-	-	1,525
S-14 Total	-	-	-	-	203	1,322	-	-	1,525
S-15 Placida Gasparilla Pines Sidewalk	118	0	-	-	-	-	-	-	118
S-15 Total	118	0	-	-	-	-	-	-	118
R-38 SUN Trail Cape Haze S. Fork of Alligator Creek Bridge	-	-	827	4,005	-	-	-	-	4,832
R-38 Total	-	-	827	4,005	-	-	-	-	4,832
S-08 Greater Port Charlotte Sidewalk Morrison/ Cannolot to Pellam	-	-	-	-	-	100	593	-	693
S-08 Total	-	-	-	-	-	100	593	-	693

**Capital Improvement Program Totals
by Department & Project
2026 Adopted CIP**

(in thousands 000)

		Prior								
	Title	Actuals	FY25 Est	FY 26	FY 27	FY 28	FY 29	FY 30	FY 31	TOTAL
S-09	Greater Port Charlotte Sidewalk Cannolot/ Morrison to Pellam	-	-	-	-	-	142	840	-	982

Capital Improvement Program Totals by Department & Project 2026 Adopted CIP

(in thousands 000)

Title	Prior Actuals	FY25 Est	FY 26	FY 27	FY 28	FY 29	FY 30	FY 31	TOTAL
S-09 Total	-	-	-	-	-	142	840	-	982
Infrastructure Compliance	9,892	57	2,620	1,760	31,943	1,760	1,140	1,140	50,311
V-02 Caloosahatchee TMDL/BMAP (Basin Management Action Plan)	22	-	12	-	-	-	-	-	34
V-02 Total	22	-	12	-	-	-	-	-	34
V-03 Canal Sediment Removal-Mid County	43	-	1,140	1,140	1,140	1,140	1,140	1,140	6,883
V-03 Total	43	-	1,140	1,140	1,140	1,140	1,140	1,140	6,883
V-04 Canal Sediment Removal-West County	26	-	620	620	620	620	-	-	2,506
V-04 Total	26	-	620	620	620	620	-	-	2,506
V-05 National Pollution Discharge Elimination Pgm	1,605	-	-	-	-	-	-	-	1,605
V-05 Total	1,605	-	-	-	-	-	-	-	1,605
V-06 Open Outfalls/Canal Hardening (HMGP-4673)	-	-	-	-	7,152	-	-	-	7,152
V-06 Total	-	-	-	-	7,152	-	-	-	7,152
V-07 South Gulf Cove Parallel Lock	538	0	848	-	23,031	-	-	-	24,417
V-07 Total	538	0	848	-	23,031	-	-	-	24,417
V-08 Stump Pass Monitoring	2,552	57	(0)	-	-	-	-	-	2,609
V-08 Total	2,552	57	(0)	-	-	-	-	-	2,609
V-09 Sunshine Lake/Sunrise Waterway Water Quality Project	5,071	-	-	-	-	-	-	-	5,071
V-09 Total	5,071	-	-	-	-	-	-	-	5,071
V-10 Total Maximum Daily Load Program	35	-	-	-	-	-	-	-	35
V-10 Total	35	-	-	-	-	-	-	-	35
Capital Maintenance	117,651	14,512	114,478	59,990	37,783	24,371	20,658	13,897	403,340
R-0A Gas Tax Bridge Capital Maint Plan	-	-	535	10,300	1,305	4,355	5,170	205	21,870
R-0A Total	-	-	535	10,300	1,305	4,355	5,170	205	21,870
S-0A MSBU/TU Paving Capital Maint Plan	67,961	11,085	81,062	40,976	20,023	9,530	8,756	8,482	247,877
S-0A Total	67,961	11,085	81,062	40,976	20,023	9,530	8,756	8,482	247,877
S-0B MSBU/TU Dredging Capital Maint Plan (see sched)	42,562	639	8,501	758	12,918	5,223	769	757	72,128
S-0B Total	42,562	639	8,501	758	12,918	5,223	769	757	72,128
S-0C MSBU/TU Bridge Capital Maint Plan	7,127	2,788	19,182	3,855	1,292	568	1,200	801	36,812
S-0C Total	7,127	2,788	19,182	3,855	1,292	568	1,200	801	36,812
R-0B Road & Bridge Paving Capital MaintPlan (see schedule)	-	-	5,198	4,100	2,245	4,695	4,763	3,652	24,654
R-0B Total	-	-	5,198	4,100	2,245	4,695	4,763	3,652	24,654
Road Maintenance & Operations	5,468	446	13,287	1,771	32,744	2,212	12	-	55,940
Building/Facility Infrastructure	3,414	-	-	-	32,275	-	-	-	35,688
F-69 JB Maintenance Yard Relocation to Murdock area	3,414	-	-	-	-	-	-	-	3,414
F-69 Total	3,414	-	-	-	-	-	-	-	3,414

Capital Improvement Program Totals by Department & Project 2026 Adopted CIP

(in thousands 000)

Title	Prior Actuals	FY25 Est	FY 26	FY 27	FY 28	FY 29	FY 30	FY 31	TOTAL
F-70 Mid County Operations Facility - Public Works	-	-	-	-	32,275	-	-	-	32,275
F-70 Total	-	-	-	-	32,275	-	-	-	32,275
Landscape Infrastructure	1,624	-	8,569	170	469	2,212	12	-	13,056
L-02 Landscaping Gateways, Entry Features & Thoroughfares	1,624	-	8,569	170	469	2,212	12	-	13,056
L-02 Total	1,624	-	8,569	170	469	2,212	12	-	13,056
Infrastructure Maintenance	430	446	4,719	1,601	-	-	-	-	7,196
M-02 Indian Spring Cemetery Bank Stabilization	236	10	1,198	-	-	-	-	-	1,445
M-02 Total	236	10	1,198	-	-	-	-	-	1,445
M-03 Street Lighting LED Conversion Program	194	436	3,521	1,601	-	-	-	-	5,751
M-03 Total	194	436	3,521	1,601	-	-	-	-	5,751
Sheriff	32,148	16,728	42,891	7,337	-	-	-	-	99,104
Building/Facility Infrastructure	32,148	16,728	42,891	7,337	-	-	-	-	99,104
F-72 Sheriff District 3 Headquarters with Evidence and Impound yard	13,029	-	-	-	-	-	-	-	13,029
F-72 Total	13,029	-	-	-	-	-	-	-	13,029
F-73 Sheriff District 4 HQ with Training Facility	7,105	4,463	3,032	-	-	-	-	-	14,600
F-73 Total	7,105	4,463	3,032	-	-	-	-	-	14,600
F-75 Sheriff Jail Admin Renovation (with Kitchen & Laundry)	-	-	6,611	-	-	-	-	-	6,611
F-75 Total	-	-	6,611	-	-	-	-	-	6,611
F-76 Sheriff Support Services (Admin HQ) & Hardened 911	9,454	10,841	26,793	-	-	-	-	-	47,088
F-76 Total	9,454	10,841	26,793	-	-	-	-	-	47,088
F-77 SO Warehouse Loveland	-	-	-	7,337	-	-	-	-	7,337
F-77 Total	-	-	-	7,337	-	-	-	-	7,337
F-71 Sheriff District 2 Murdock	-	-	5,939	-	-	-	-	-	5,939
F-71 Total	-	-	5,939	-	-	-	-	-	5,939
F-74 Sheriff District 5 HQ Babcock	2,559	1,425	516	-	-	-	-	-	4,500
F-74 Total	2,559	1,425	516	-	-	-	-	-	4,500
Solid Waste	4,977	5	10,580	-	-	-	-	498	16,059
Building/Facility Infrastructure	4,977	5	10,580	-	-	-	-	-	15,561
F-78 Landfill Scale House	4,977	5	3,899	-	-	-	-	-	8,880
F-78 Total	4,977	5	3,899	-	-	-	-	-	8,880
F-79 SW Landfill Operations Building Zemel	-	-	6,681	-	-	-	-	-	6,681
F-79 Total	-	-	6,681	-	-	-	-	-	6,681
Infrastructure Compliance	-	-	-	-	-	-	-	498	498

Capital Improvement Program Totals by Department & Project 2026 Adopted CIP

(in thousands 000)

Title		Prior Actuals	FY25 Est	FY 26	FY 27	FY 28	FY 29	FY 30	FY 31	TOTAL
W-02	Landfill Expansion	-	-	-	-	-	-	-	498	498
W-02 Total		-	-	-	-	-	-	-	498	498
Utilities		83,911	30,267	359,290	6,608	78,537	4,748	1,718	687	565,767
Building/Facility Infrastructure		-	-	-	-	53,758	-	-	-	53,758
F-80	Environmental Campus Building B	-	-	-	-	14,222	-	-	-	14,222
F-80 Total		-	-	-	-	14,222	-	-	-	14,222
F-81	Mid County Operations Facility - Utilities	-	-	-	-	39,537	-	-	-	39,537
F-81 Total		-	-	-	-	39,537	-	-	-	39,537
Utility Infrastructure		83,911	30,267	353,490	608	19,879	548	518	487	489,709
U-02	Lift Station Generators Mitigation Grant	1,699	-	104	-	-	-	-	-	1,803
U-02 Total		1,699	-	104	-	-	-	-	-	1,803
U-03	Potable Water Master Plan	775	-	-	-	-	-	-	-	775
U-03 Total		775	-	-	-	-	-	-	-	775
U-04	Emergency Interconnect to Punta Gorda - Burnt Store	43	-	-	-	-	-	-	-	43
U-04 Total		43	-	-	-	-	-	-	-	43
U-05	Walenda and Rotonda Booster Station Upgrades	122	417	9,180	-	-	-	-	-	9,718
U-05 Total		122	417	9,180	-	-	-	-	-	9,718
U-06	Potable Water Master Plan Recommended Improvements	107	42	814	-	-	-	-	-	963
U-06 Total		107	42	814	-	-	-	-	-	963
U-07	Toledo Blade from Hillsborough to US 41 24" WM	98	1,682	2,362	-	-	-	-	-	4,141
U-07 Total		98	1,682	2,362	-	-	-	-	-	4,141
U-08	Golf Course Booster Station Upgrades (Operations Division)	-	-	310	-	-	-	-	-	310
U-08 Total		-	-	310	-	-	-	-	-	310
U-10	Potable Water Storage Tank South County	88	49	5,465	-	-	-	-	-	5,602
U-10 Total		88	49	5,465	-	-	-	-	-	5,602
U-11	Potable Water Elevated Tank-Mid County	-	-	-	-	-	-	-	-	-
U-11 Total		-	-	-	-	-	-	-	-	-
U-12	Potable Water Elevated Tank-West County	-	-	-	-	-	-	-	-	-
U-12 Total		-	-	-	-	-	-	-	-	-
U-13	Calumet to Robin Rd - Waterway Crossing SGC to Rotonda Meadows	-	-	-	-	-	-	-	-	-
U-13 Total		-	-	-	-	-	-	-	-	-
U-14	Hillsborough/Cranberry Intersection Water Main (North Port)	-	-	-	-	-	-	-	-	-
U-14 Total		-	-	-	-	-	-	-	-	-
U-15	Water Meter Study Recommended Improvements	-	-	-	-	-	-	-	-	-

Capital Improvement Program Totals by Department & Project 2026 Adopted CIP

(in thousands 000)

Title	Prior Actuals	FY25 Est	FY 26	FY 27	FY 28	FY 29	FY 30	FY 31	TOTAL
U-15 Total	-	-	-	-	-	-	-	-	-
U-16 Babcock Ranch Water Supply	254	84	6,727	-	-	-	-	-	7,065
U-16 Total	254	84	6,727	-	-	-	-	-	7,065
U-17 Water Main along Hillsborough for Water Authority 2B project	5,238	5	638	-	-	-	-	-	5,880
U-17 Total	5,238	5	638	-	-	-	-	-	5,880
U-18 Gertrude Booster Station Demolition	-	-	-	-	-	-	-	-	-
U-18 Total	-	-	-	-	-	-	-	-	-
U-19 Potable Water/Major Water Transmission Mains Expansionary	205	32	2,873	-	-	-	-	-	3,110
U-19 Total	205	32	2,873	-	-	-	-	-	3,110
U-20 Burnt Store Wellfield New Well	-	-	1,000	-	-	-	-	-	1,000
U-20 Total	-	-	1,000	-	-	-	-	-	1,000
U-21 Gulf Cove Ground Water Storage Tank	-	-	4,000	-	-	-	-	-	4,000
U-21 Total	-	-	4,000	-	-	-	-	-	4,000
U-22 Ohara Water Booster Station	-	-	2,343	-	-	-	-	-	2,343
U-22 Total	-	-	2,343	-	-	-	-	-	2,343
U-23 Wastewater Force Main Replacement - Deep Creek	7,138	-	-	-	-	-	-	-	7,138
U-23 Total	7,138	-	-	-	-	-	-	-	7,138
U-24 Burnt Store Road Ph 2 Utility Infrastructure	3,276	-	-	-	-	-	-	-	3,276
U-24 Total	3,276	-	-	-	-	-	-	-	3,276
U-25 El Jobean Septic to Sewer	8,728	-	-	-	-	-	-	-	8,728
U-25 Total	8,728	-	-	-	-	-	-	-	8,728
U-26 Burnt Store WRF Expansion	3,922	15	41,640	5	5	4	4	4	45,599
U-26 Total	3,922	15	41,640	5	5	4	4	4	45,599
U-27 East Port WRF Expansion	18,091	25,692	71,487	462	439	417	394	371	117,354
U-27 Total	18,091	25,692	71,487	462	439	417	394	371	117,354
U-28 Cape Haze Sewer & Reclaim	2,146	-	-	-	-	-	-	-	2,146
U-28 Total	2,146	-	-	-	-	-	-	-	2,146
U-29 Charlotte Harbor Water Quality Project Septic to Sewer	-	-	3,711	-	3,000	-	-	-	6,711
U-29 Total	-	-	3,711	-	3,000	-	-	-	6,711
U-30 CMOM Recommended Utility Improvements	-	-	-	-	-	-	-	-	-
U-30 Total	-	-	-	-	-	-	-	-	-
U-31 Wastewater Force Main SR 776 Sunnybrook to Gasparilla CR 771	49	10	0	-	-	-	-	-	59
U-31 Total	49	10	0	-	-	-	-	-	59
U-32 Reclaim Water Master Plan Recommended Improvements	36	-	-	-	-	-	-	-	36

**Capital Improvement Program Totals
by Department & Project
2026 Adopted CIP**

(in thousands 000)

Title		Prior Actuals	FY25 Est	FY 26	FY 27	FY 28	FY 29	FY 30	FY 31	TOTAL
U-32 Total		36	-	-	-	-	-	-	-	36
U-33	Reclaim Automated Valves	-	-	-	-	-	-	-	-	-

Capital Improvement Program Totals by Department & Project 2026 Adopted CIP

(in thousands 000)

Title	Prior Actuals	FY25 Est	FY 26	FY 27	FY 28	FY 29	FY 30	FY 31	TOTAL
U-33 Total	-	-	-	-	-	-	-	-	-
U-34 Rotonda WRF Reclaimed Storage Pond Improvements	-	-	-	-	-	-	-	-	-
U-34 Total	-	-	-	-	-	-	-	-	-
U-35 West Port WRF Reclaim Water Pond Aeration	-	-	-	-	-	-	-	-	-
U-35 Total	-	-	-	-	-	-	-	-	-
U-36 East Port WRF Wetwell Cover and Ozone System	-	-	-	-	-	-	-	-	-
U-36 Total	-	-	-	-	-	-	-	-	-
U-37 West Port WRF Perimeter Fencing (Homeland Security)	445	-	-	-	-	-	-	-	445
U-37 Total	445	-	-	-	-	-	-	-	445
U-38 East Port WRF Deep Well Supply Line	69	-	3,431	-	-	-	-	-	3,500
U-38 Total	69	-	3,431	-	-	-	-	-	3,500
U-39 Veterans Wastewater Force Main US41 to Peachland	-	-	2,000	-	-	-	-	-	2,000
U-39 Total	-	-	2,000	-	-	-	-	-	2,000
U-40 Olean Blvd. Force Main – Easy St. to Loveland	-	-	-	-	-	-	-	-	-
U-40 Total	-	-	-	-	-	-	-	-	-
U-41 West Port WRF Expansion (Including Equalization)	1,263	64	39,654	-	-	-	-	-	40,981
U-41 Total	1,263	64	39,654	-	-	-	-	-	40,981
U-42 West Port WRF Deep Injection Well Capacity Increase	-	-	-	-	-	-	-	-	-
U-42 Total	-	-	-	-	-	-	-	-	-
U-43 Upgrade Filtration System at East Port WRF Stage 5	-	-	300	-	-	-	-	-	300
U-43 Total	-	-	300	-	-	-	-	-	300
U-44 Safety Improvements at Vacuum Pump Stations	-	-	-	-	-	-	-	-	-
U-44 Total	-	-	-	-	-	-	-	-	-
U-45 Sewer Master Plan Update Recommended Improvements	-	-	-	-	-	-	-	-	-
U-45 Total	-	-	-	-	-	-	-	-	-
U-46 Bachmann Tract - Wastewater Extension	25	15	-	-	-	-	-	-	41
U-46 Total	25	15	-	-	-	-	-	-	41
U-47 Reclaim Water Booster Station Upgrades - Operations Division	-	-	-	-	-	-	-	-	-
U-47 Total	-	-	-	-	-	-	-	-	-
U-48 Rotonda WRF Expansion to 2MGD to 3MGD	-	-	10,000	-	-	-	-	-	10,000
U-48 Total	-	-	10,000	-	-	-	-	-	10,000
U-49 East Port WRF Control Room Hardening	-	19	982	-	-	-	-	-	1,000
U-49 Total	-	19	982	-	-	-	-	-	1,000
U-50 Burnt Store WRF Control Room Hardening	-	-	-	-	-	-	-	-	-
U-50 Total	-	-	-	-	-	-	-	-	-
U-51 Master Lift Stations	-	-	-	-	-	-	-	-	-

Capital Improvement Program Totals by Department & Project 2026 Adopted CIP

(in thousands 000)

Title	Prior Actuals	FY25 Est	FY 26	FY 27	FY 28	FY 29	FY 30	FY 31	TOTAL
U-51 Total	-	-	-	-	-	-	-	-	-
U-52 Wastewater Force Mains Expansinary	176	2	554	-	-	-	-	-	732
U-52 Total	176	2	554	-	-	-	-	-	732
U-53 Reclaimed Water Lines-Cochran Blvd.	150	284	700	-	-	-	-	-	1,134
U-53 Total	150	284	700	-	-	-	-	-	1,134
U-54 Ohara Wastewater Lift Station	-	-	1,500	-	-	-	-	-	1,500
U-54 Total	-	-	1,500	-	-	-	-	-	1,500
U-55 East Port Maintenance Building	-	-	525	-	-	-	-	-	525
U-55 Total	-	-	525	-	-	-	-	-	525
U-56 Ackerman Septic to Sewer and Water Expansion	22,199	1,475	45,521	142	135	127	120	112	69,831
U-56 Total	22,199	1,475	45,521	142	135	127	120	112	69,831
U-57 Relocation Needs Utility Pipe Replacement - Public Works Projects	1,038	57	10,393	-	-	-	-	-	11,488
U-57 Total	1,038	57	10,393	-	-	-	-	-	11,488
U-58 SCADA System Upgrades	1,267	5	7,926	-	-	-	-	-	9,199
U-58 Total	1,267	5	7,926	-	-	-	-	-	9,199
U-59 Harbor View Rd Widening - Utility Improvements - Phase I & II	65	31	778	-	16,300	-	-	-	17,173
U-59 Total	65	31	778	-	16,300	-	-	-	17,173
U-60 US 41 Commercial Corridor Utilities Expansion	101	-	-	-	-	-	-	-	101
U-60 Total	101	-	-	-	-	-	-	-	101
U-61 Lake View Midway Water Quality Improvement Project	1,017	173	12,296	-	-	-	-	-	13,487
U-61 Total	1,017	173	12,296	-	-	-	-	-	13,487
U-62 South County Utility Infrastructure Improvements	3,292	66	6,131	-	-	-	-	-	9,488
U-62 Total	3,292	66	6,131	-	-	-	-	-	9,488
U-63 US41 Northbound Utility Improvements Conway to Paulson	86	2	6,525	-	-	-	-	-	6,612
U-63 Total	86	2	6,525	-	-	-	-	-	6,612
U-64 Edgewater/Flamingo Corridor Connection Utility Impvpts (Phases 3-5)	-	-	25,000	-	-	-	-	-	25,000
U-64 Total	-	-	25,000	-	-	-	-	-	25,000
U-65 Kings Hwy-I75 to Desoto County Line Utility Improvements	78	15	3,082	-	-	-	-	-	3,175
U-65 Total	78	15	3,082	-	-	-	-	-	3,175
U-66 Fiber Optic Installs for Utility Plants and Booster Stations	329	32	444	-	-	-	-	-	805
U-66 Total	329	32	444	-	-	-	-	-	805
U-09 Gillot Blvd Water Main Upsizing	-	-	-	-	-	-	-	-	-
U-09 Total	-	-	-	-	-	-	-	-	-
U-67 Cape Haze Water Quality Improvement	297	-	1,154	-	-	-	-	-	1,450

Capital Improvement Program Totals by Department & Project 2026 Adopted CIP

(in thousands 000)

Title	Prior Actuals	FY25 Est	FY 26	FY 27	FY 28	FY 29	FY 30	FY 31	TOTAL
U-67 Total	297	-	1,154	-	-	-	-	-	1,450
U-68 Cochran Blvd-Pellam to Lakeview Utility Improvements	-	-	-	-	-	-	-	-	-
U-68 Total	-	-	-	-	-	-	-	-	-
U-69 Water Transmission/Wastewater Collection Reimbursement	-	-	7,543	-	-	-	-	-	7,543
U-69 Total	-	-	7,543	-	-	-	-	-	7,543
U-70 CCU Business Services Customer Billing	-	-	6,400	-	-	-	-	-	6,400
U-70 Total	-	-	6,400	-	-	-	-	-	6,400
U-71 Sandhill Widening	-	-	8,000	-	-	-	-	-	8,000
U-71 Total	-	-	8,000	-	-	-	-	-	8,000
Capital Maintenance	-	-	5,800	6,000	4,900	4,200	1,200	200	22,300
U-0A Utility Capital Maint Plan	-	-	5,800	6,000	4,900	4,200	1,200	200	22,300
U-0A Total	-	-	5,800	6,000	4,900	4,200	1,200	200	22,300
Grand Total	482,966	70,099	888,683	421,126	596,345	125,476	137,333	94,137	2,816,165



This page intentionally left blank

Capital Improvement Program
Sales Tax Extension Projects (in progress) by Infrastructure Type
2026 Adopted CIP
(in thousands 000)

	Prior Actuals	FY25 Est	FY 26	FY 27	FY 28	FY 29	FY 30	FY 31	TOTAL
Building/Facility Infrastructure	33,045	18,178	120,056	121,938	161,561	31,475	15,489	37,406	539,147
Pending Sales Tax 2026	-	-	12,090	121,938	154,285	30,337	15,489	37,406	371,544
F-03 CARE Expansion / Grace Street Complex	-	-	-	-	-	-	4,024	-	4,024
F-05 Charlotte Harbor Event and Conference Center Parking Gar	-	-	-	8,257	-	-	-	-	8,257
F-07 Clerk Records Warehouse Replacement	-	-	-	-	10,863	-	-	-	10,863
F-09 Cultural Center/Library Replacement	-	-	-	65,790	-	-	-	-	65,790
F-15 Fleet Management Building	-	-	-	-	27,046	-	-	-	27,046
F-24 Fire Station 18, Edgewater Drive (Additional)	-	-	-	10,793	-	-	-	-	10,793
F-25 Fire Station 19 (Add'l), Gasparilla Road	-	-	-	10,793	-	-	-	-	10,793
F-27 Fire Station 20, Babcock Site 2 (Additional)	-	-	-	-	5,801	-	-	-	5,801
F-28 Fire Station 21, Babcock Site 3 (Additional)	-	-	-	-	-	6,152	-	-	6,152
F-30 Fire Station 4 Replacement	-	-	-	-	-	-	-	13,282	13,282
F-34 Fire/EMS Vehicle Maint Warehouse Expansion	-	-	2,916	-	-	-	-	-	2,916
F-36 Babcock Library & Annex	-	-	2,562	-	16,244	-	-	-	18,806
F-40 Centennial Park Pool Ph 3	-	-	-	-	-	14,672	-	-	14,672
F-41 Charlotte Sports Park Asphalt Parking	-	-	-	-	3,773	-	-	-	3,773
F-47 Maracaibo Community Park & Concession	-	-	-	1,086	9,380	-	-	-	10,466
F-49 Mid County Annex	-	-	-	-	50,189	-	-	-	50,189
F-50 Myakka River Park - Phase 2	-	-	-	-	-	-	10,704	-	10,704
F-51 Park Renovation at Port Charlotte Beach, Bissett,	-	-	-	-	8,707	-	-	-	8,707
F-61 Recreation Center Renovation, Centennial Park	-	-	-	-	-	-	-	10,135	10,135
F-63 South Murdock Community Park	-	-	-	5,848	119	9,386	-	-	15,353
F-65 Tringali Community Center	-	-	-	-	-	126	761	6,904	7,792
F-68 Wm. R. Gaines Jr. Veterans Memorial Park Ph 3	-	-	-	-	4,374	-	-	-	4,374
F-70 Mid County Operations Facility - Public Works	-	-	-	-	17,789	-	-	-	17,789
F-75 Sheriff Jail Admin Renovation (with Kitchen & Laundry)	-	-	6,611	-	-	-	-	-	6,611
F-77 SO Warehouse Loveland	-	-	-	7,337	-	-	-	-	7,337
F-38 Bissett Community Park Ph 3 (HMGP-4673)	-	-	-	-	-	-	-	7,084	7,084
F-60 Recreation Center Renovation - So County Regional Park	-	-	-	12,034	-	-	-	-	12,034

Capital Improvement Program
Sales Tax Extension Projects (in progress) by Infrastructure Type
2026 Adopted CIP
(in thousands 000)

		Prior								
		Actuals	FY25 Est	FY 26	FY 27	FY 28	FY 29	FY 30	FY 31	TOTAL
Sales Tax 2014		6,273	1,216	9,254	-	-	-	-	-	16,743
F-26	Fire Station 2 Replacement/Relocate	2,158	-	-	-	-	-	-	-	2,158
F-31	Fire Station 5 Replacement/Relocate	225	-	-	-	-	-	-	-	225
F-57	Placida West Boat Ramp - 12560 Placida Road	402	15	6,583	-	-	-	-	-	7,000
F-58	Port Charlotte Beach Recreation Center	454	-	746	-	-	-	-	-	1,200
F-72	Sheriff District 3 Headquarters with Evidence and Impound	600	-	-	-	-	-	-	-	600
F-21	Supervisor of Elections Warehouse	1,572	1,201	1,928	-	-	-	-	-	4,700
F-35	Family Services Center Campus Phase 2	863	-	(3)	-	-	-	-	-	860
Sales Tax 2020		26,771	16,962	81,017	-	-	-	-	-	124,750
F-19	Radio Management Warehouse	-	-	806	-	-	-	-	-	806
F-23	Fire Station 17 Additional Tuckers Grade/ US 41	235	-	5,455	-	-	-	-	-	5,690
F-29	Fire Station 3 Replacement	-	0	6,054	-	-	-	-	-	6,054
F-32	Fire Station 6 Replacement	459	0	4,041	-	-	-	-	-	4,500
F-44	GC Herring Park Ph 1	19	40	2,533	-	-	-	-	-	2,591
F-58	Port Charlotte Beach Recreation Center	79	346	22,874	-	-	-	-	-	23,300
F-67	Wm. R. Gaines Jr. Veterans Memorial Park Ph 2	16	40	1,694	-	-	-	-	-	1,750
F-73	Sheriff District 4 HQ with Training Facility	5,825	4,463	3,031	-	-	-	-	-	13,319
F-76	Sheriff Support Services (Admin HQ) & Hardened 911	9,454	10,841	24,706	-	-	-	-	-	45,000
F-21	Supervisor of Elections Warehouse	923	1,154	1,423	-	-	-	-	-	3,500
F-35	Family Services Center Campus Phase 2	9,698	79	263	-	-	-	-	-	10,040
F-59	Port Charlotte Beach Recreation Center Pool	63	-	8,137	-	-	-	-	-	8,200
Sales Tax 2020 Tier 2		-	-	17,695	-	7,275	1,138	-	-	26,109
F-20	South County Annex Replacement	-	-	11,757	-	-	-	-	-	11,757
F-37	Library Renovations	-	-	-	-	119	1,138	-	-	1,258
F-42	Charlotte Sports Park Renovations	-	-	-	-	7,156	-	-	-	7,156
F-71	Sheriff District 2 Murdock	-	-	5,939	-	-	-	-	-	5,939

Capital Improvement Program

Sales Tax Extension Projects (in progress) by Infrastructure Type

2026 Adopted CIP

(in thousands 000)

		Prior								
		Actuals	FY25 Est	FY 26	FY 27	FY 28	FY 29	FY 30	FY 31	TOTAL
Roadway and Sidewalk Infrastructure		79,521	2,232	50,235	81,452	94,299	6,263	34,111	-	348,114
Pending Sales Tax 2026		-	-	18,594	41,040	94,299	6,263	34,111	-	194,307
R-14	Edgewater Ph 5	-	-	-	41,040	-	-	-	-	41,040
R-17	Harborview Melbourne to Date St Ph 1	-	-	-	-	56,031	-	-	-	56,031
R-18	Harborview Road Widening - Date St to I75 Ph 2	-	-	18,594	-	33,858	-	-	-	52,452
R-27	Burnt Store Road E/W Connector (new 2 lane road)	-	-	-	-	4,409	6,263	34,111	-	44,783
R-32	Taylor Road Widening/ N Jones Loop to Airport Rd	-	-	-	-	-	-	-	-	-
R-33	Taylor Road Widening/ US41 to N Jones Loop Road	-	-	-	-	-	-	-	-	-
Sales Tax 2009		59,179	29	3,165	-	-	-	-	-	62,373
R-06	Sidewalks 2009 Sales Tax Extension	9,489	-	2,876	-	-	-	-	-	12,365
R-29	Burnt Store Road Ph 3	20,000	-	-	-	-	-	-	-	20,000
R-11	Edgewater Ph 2	20,000	-	0	-	-	-	-	-	20,000
R-35	CR 775 (Placida Rd) Safety Impvts/Rotonda Blvd West to Br	9,689	29	290	-	-	-	-	-	10,008
Sales Tax 2014		17,620	376	8,301	-	-	-	-	-	26,296
R-03	Multi Use Path-On Road	3,603	-	197	-	-	-	-	-	3,800
R-13	Edgewater/Flamingo Ph4 Corridor Connection	2,257	358	7,384	-	-	-	-	-	10,000
R-31	Piper Road North	11,760	17	719	-	-	-	-	-	12,496
Sales Tax 2020		2,723	1,828	20,175	30,412	-	-	-	-	55,137
R-04	Regional Bicycle-Pedestrian Trails	2,056	1,652	2,292	-	-	-	-	-	6,000
R-13	Edgewater/Flamingo Ph4 Corridor Connection	-	-	-	30,412	-	-	-	-	30,412
R-17	Harborview Melbourne to Date St Ph 1	666	176	17,883	-	-	-	-	-	18,725
Sales Tax 2020 Tier 2		-	-	-	10,000	-	-	-	-	10,000
R-12	Edgewater Ph 3	-	-	-	10,000	-	-	-	-	10,000
Park Infrastructure		3,294	-	327	16,714	11,397	6,015	5,982	1,250	44,979
Pending Sales Tax 2026		-	-	-	16,714	11,397	6,015	5,982	1,250	41,358
P-02	Multi Use Trails Allocation (2027)	-	-	-	1,250	1,250	1,250	1,250	1,250	6,250
P-05	Centennial Park Ph 2	-	-	-	-	10,147	-	-	-	10,147
P-10	Bissett Community Park Phase 2	-	-	-	-	-	-	4,732	-	4,732
P-13	GC Herring Park Phase 2	-	-	-	-	-	4,765	-	-	4,765
P-16	Placida Passive Park Phase 2	-	-	-	15,464	-	-	-	-	15,464
Sales Tax 2009		1,550	-	-	-	-	-	-	-	1,550
P-08	William R. Gaines Jr. Veterans Memorial Park Ph1	1,550	-	-	-	-	-	-	-	1,550

Capital Improvement Program
Sales Tax Extension Projects (in progress) by Infrastructure Type
2026 Adopted CIP
(in thousands 000)

		Prior								
		Actuals	FY25 Est	FY 26	FY 27	FY 28	FY 29	FY 30	FY 31	TOTAL
Sales Tax 2014		1,744	-	327	-	-	-	-	-	2,071
P-08	William R. Gaines Jr. Veterans Memorial Park Ph1	22	-	234	-	-	-	-	-	255
P-15	Placida Passive Park Phase 1	1,722	-	93	-	-	-	-	-	1,815
Utility Infrastructure		-	-	17,000	-	19,300	-	-	-	36,300
Pending Sales Tax 2026		-	-	10,000	-	16,300	-	-	-	26,300
U-59	Harbor View Rd Widening - Utility Improvements - Phase I	-	-	-	-	16,300	-	-	-	16,300
U-64	Edgewater/Flamingo Corridor Connection Utility Impvts (P)	-	-	10,000	-	-	-	-	-	10,000
Sales Tax 2009		-	-	-	-	-	-	-	-	-
U-53	Reclaimed Water Lines-Cochran Blvd.	-	-	-	-	-	-	-	-	-
Sales Tax 2020		-	-	7,000	-	-	-	-	-	7,000
U-29	Charlotte Harbor Water Quality Project Septic to Sewer	-	-	3,711	-	-	-	-	-	3,711
U-61	Lake View Midway Water Quality Improvement Project	-	-	3,289	-	-	-	-	-	3,289
Sales Tax 2020 Tier 2		-	-	-	-	3,000	-	-	-	3,000
U-29	Charlotte Harbor Water Quality Project Septic to Sewer	-	-	-	-	3,000	-	-	-	3,000
Grand Total		115,859	20,411	187,618	220,105	286,556	43,753	55,582	38,656	968,539

Capital Improvement Program
Sales Tax Extension Projects (in progress) by Year of Extension
2026 Adopted CIP
(in thousands 000)

	Prior Actuals	FY25 Est	FY 26	FY 27	FY 28	FY 29	FY 30	FY 31	TOTAL
Pending Sales Tax 2026	-	-	40,684	179,693	276,281	42,615	55,582	38,656	633,509
F-03 CARE Expansion / Grace Street Complex	-	-	-	-	-	-	4,024	-	4,024
F-05 Charlotte Harbor Event and Conference Center Parking Gar	-	-	-	8,257	-	-	-	-	8,257
F-07 Clerk Records Warehouse Replacement	-	-	-	-	10,863	-	-	-	10,863
F-09 Cultural Center/Library Replacement	-	-	-	65,790	-	-	-	-	65,790
F-15 Fleet Management Building	-	-	-	-	27,046	-	-	-	27,046
F-24 Fire Station 18, Edgewater Drive (Additional)	-	-	-	10,793	-	-	-	-	10,793
F-25 Fire Station 19 (Add'l), Gasparilla Road	-	-	-	10,793	-	-	-	-	10,793
F-27 Fire Station 20, Babcock Site 2 (Additional)	-	-	-	-	5,801	-	-	-	5,801
F-28 Fire Station 21, Babcock Site 3 (Additional)	-	-	-	-	-	6,152	-	-	6,152
F-30 Fire Station 4 Replacement	-	-	-	-	-	-	-	13,282	13,282
F-34 Fire/EMS Vehicle Maint Warehouse Expansion	-	-	2,916	-	-	-	-	-	2,916
F-47 Maracaibo Community Park & Concession	-	-	-	1,086	9,380	-	-	-	10,466
F-36 Babcock Library & Annex	-	-	2,562	-	16,244	-	-	-	18,806
P-02 Multi Use Trails Allocation (2027)	-	-	-	1,250	1,250	1,250	1,250	1,250	6,250
P-05 Centennial Park Ph 2	-	-	-	-	10,147	-	-	-	10,147
F-40 Centennial Park Pool Ph 3	-	-	-	-	-	14,672	-	-	14,672
F-41 Charlotte Sports Park Asphalt Parking	-	-	-	-	3,773	-	-	-	3,773
P-10 Bissett Community Park Phase 2	-	-	-	-	-	-	4,732	-	4,732
R-14 Edgewater Ph 5	-	-	-	41,040	-	-	-	-	41,040
R-17 Harborview Melbourne to Date St Ph 1	-	-	-	-	56,031	-	-	-	56,031
R-18 Harborview Road Widening - Date St to I75 Ph 2	-	-	18,594	-	33,858	-	-	-	52,452
R-27 Burnt Store Road E/W Connector (new 2 lane road)	-	-	-	-	4,409	6,263	34,111	-	44,783
U-59 Harbor View Rd Widening - Utility Improvements - Phase I	-	-	-	-	16,300	-	-	-	16,300
U-64 Edgewater/Flamingo Corridor Connection Utility Impvts (P)	-	-	10,000	-	-	-	-	-	10,000
F-49 Mid County Annex	-	-	-	-	50,189	-	-	-	50,189
F-50 Myakka River Park - Phase 2	-	-	-	-	-	-	10,704	-	10,704
F-51 Park Renovation at Port Charlotte Beach, Bissett,	-	-	-	-	8,707	-	-	-	8,707
F-61 Recreation Center Renovation, Centennial Park	-	-	-	-	-	-	-	10,135	10,135

Capital Improvement Program
Sales Tax Extension Projects (in progress) by Year of Extension
2026 Adopted CIP
(in thousands 000)

		Prior Actuals	FY25 Est	FY 26	FY 27	FY 28	FY 29	FY 30	FY 31	TOTAL
F-63	South Murdock Community Park	-	-	-	5,848	119	9,386	-	-	15,353
F-65	Tringali Community Center	-	-	-	-	-	126	761	6,904	7,792
F-68	Wm. R. Gaines Jr. Veterans Memorial Park Ph 3	-	-	-	-	4,374	-	-	-	4,374
F-70	Mid County Operations Facility - Public Works	-	-	-	-	17,789	-	-	-	17,789
F-75	Sheriff Jail Admin Renovation (with Kitchen & Laundry)	-	-	6,611	-	-	-	-	-	6,611
F-77	SO Warehouse Loveland	-	-	-	7,337	-	-	-	-	7,337
P-13	GC Herring Park Phase 2	-	-	-	-	-	4,765	-	-	4,765
P-16	Placida Passive Park Phase 2	-	-	-	15,464	-	-	-	-	15,464
R-32	Taylor Road Widening/ N Jones Loop to Airport Rd	-	-	-	-	-	-	-	-	-
R-33	Taylor Road Widening/ US41 to N Jones Loop Road	-	-	-	-	-	-	-	-	-
F-38	Bissett Community Park Ph 3 (HMGP-4673)	-	-	-	-	-	-	-	7,084	7,084
F-60	Recreation Center Renovation - So County Regional Park	-	-	-	12,034	-	-	-	-	12,034
Sales Tax 2009		60,729	29	3,165	-	-	-	-	-	63,923
P-08	William R. Gaines Jr. Veterans Memorial Park Ph1	1,550	-	-	-	-	-	-	-	1,550
R-06	Sidewalks 2009 Sales Tax Extension	9,489	-	2,876	-	-	-	-	-	12,365
R-29	Burnt Store Road Ph 3	20,000	-	-	-	-	-	-	-	20,000
U-53	Reclaimed Water Lines-Cochran Blvd.	-	-	-	-	-	-	-	-	-
R-11	Edgewater Ph 2	20,000	-	0	-	-	-	-	-	20,000
R-35	CR 775 (Placida Rd) Safety Impvts/Rotonda Blvd West to Bc	9,689	29	290	-	-	-	-	-	10,008
Sales Tax 2014		25,637	1,592	17,881	-	-	-	-	-	45,110
F-26	Fire Station 2 Replacement/Relocate	2,158	-	-	-	-	-	-	-	2,158
F-31	Fire Station 5 Replacement/Relocate	225	-	-	-	-	-	-	-	225
P-08	William R. Gaines Jr. Veterans Memorial Park Ph1	22	-	234	-	-	-	-	-	255
R-03	Multi Use Path-On Road	3,603	-	197	-	-	-	-	-	3,800
R-13	Edgewater/Flamingo Ph4 Corridor Connection	2,257	358	7,384	-	-	-	-	-	10,000
F-57	Placida West Boat Ramp - 12560 Placida Road	402	15	6,583	-	-	-	-	-	7,000
F-58	Port Charlotte Beach Recreation Center	454	-	746	-	-	-	-	-	1,200
R-31	Piper Road North	11,760	17	719	-	-	-	-	-	12,496
F-72	Sheriff District 3 Headquarters with Evidence and Impound	600	-	-	-	-	-	-	-	600
P-15	Placida Passive Park Phase 1	1,722	-	93	-	-	-	-	-	1,815
F-21	Supervisor of Elections Warehouse	1,572	1,201	1,928	-	-	-	-	-	4,700
F-35	Family Services Center Campus Phase 2	863	-	(3)	-	-	-	-	-	860

Capital Improvement Program
Sales Tax Extension Projects (in progress) by Year of Extension
2026 Adopted CIP
(in thousands 000)

	Prior									
	Actuals	FY25 Est	FY 26	FY 27	FY 28	FY 29	FY 30	FY 31	TOTAL	
Sales Tax 2020	29,494	18,790	108,192	30,412	-	-	-	-	186,888	
F-19	Radio Management Warehouse	-	806	-	-	-	-	-	806	
F-23	Fire Station 17 Additional Tuckers Grade/ US 41	235	5,455	-	-	-	-	-	5,690	
F-29	Fire Station 3 Replacement	-	6,054	-	-	-	-	-	6,054	
F-32	Fire Station 6 Replacement	459	4,041	-	-	-	-	-	4,500	
F-44	GC Herring Park Ph 1	19	2,533	-	-	-	-	-	2,591	
R-04	Regional Bicycle-Pedestrian Trails	2,056	2,292	-	-	-	-	-	6,000	
R-13	Edgewater/Flamingo Ph4 Corridor Connection	-	-	30,412	-	-	-	-	30,412	
R-17	Harborview Melbourne to Date St Ph 1	666	17,883	-	-	-	-	-	18,725	
U-29	Charlotte Harbor Water Quality Project Septic to Sewer	-	3,711	-	-	-	-	-	3,711	
U-61	Lake View Midway Water Quality Improvement Project	-	3,289	-	-	-	-	-	3,289	
F-58	Port Charlotte Beach Recreation Center	79	22,874	-	-	-	-	-	23,300	
F-67	Wm. R. Gaines Jr. Veterans Memorial Park Ph 2	16	1,694	-	-	-	-	-	1,750	
F-73	Sheriff District 4 HQ with Training Facility	5,825	3,031	-	-	-	-	-	13,319	
F-76	Sheriff Support Services (Admin HQ) & Hardened 911	9,454	24,706	-	-	-	-	-	45,000	
F-21	Supervisor of Elections Warehouse	923	1,423	-	-	-	-	-	3,500	
F-35	Family Services Center Campus Phase 2	9,698	263	-	-	-	-	-	10,040	
F-59	Port Charlotte Beach Recreation Center Pool	63	8,137	-	-	-	-	-	8,200	
Sales Tax 2020 Tier 2			17,695	10,000	10,275	1,138			39,109	
F-20	South County Annex Replacement	-	11,757	-	-	-	-	-	11,757	
F-37	Library Renovations	-	-	-	119	1,138	-	-	1,258	
R-12	Edgewater Ph 3	-	-	10,000	-	-	-	-	10,000	
U-29	Charlotte Harbor Water Quality Project Septic to Sewer	-	-	-	3,000	-	-	-	3,000	
F-42	Charlotte Sports Park Renovations	-	-	-	7,156	-	-	-	7,156	
F-71	Sheriff District 2 Murdock	-	5,939	-	-	-	-	-	5,939	
Grand Total		115,859	20,411	187,618	220,105	286,556	43,753	55,582	38,656	968,539



This page intentionally left blank

Capital Improvement Program Six Year Impact Fee Funded Projects 2026 Adopted CIP

(in thousands 000)

	Prior Actuals	FY25 Est	FY 26	FY 27	FY 28	FY 29	FY 30	FY 31	TOTAL
Facilities Management	-	-	518	-	-	-	-	-	518
Mosquito Control Building at Babcock Ranch	-	-	518	-	-	-	-	-	518
Fire Rescue	2,862	937	316	-	-	-	-	-	4,115
Fire Station 2 Replacement/Relocate	737	-	-	-	-	-	-	-	737
Fire Station 5 Replacement/Relocate	628	-	-	-	-	-	-	-	628
Fire Station 9 Babcock Site 1 (FS 9 Relocation)	1,497	937	316	-	-	-	-	-	2,750
Fire/EMS Vehicle Maint Warehouse Expansion	-	-	-	-	-	-	-	-	-
Libraries	-	-	-	-	-	-	-	-	-
Babcock Library & Annex	-	-	-	-	-	-	-	-	-
Parks	1,158	290	2,120	-	-	-	-	-	3,568
Bissett Community Park	123	159	159	-	-	-	-	-	441
East Kings Highway Community Park	-	-	-	-	-	-	-	-	-
Lake Betty Park	139	124	669	-	-	-	-	-	932
Maracaibo Community Park & Concession	-	-	-	-	-	-	-	-	-
McGuire Park Phase 2	-	-	500	-	-	-	-	-	500
Myakka River Park	69	7	792	-	-	-	-	-	868
South County Regional Park	827	-	-	-	-	-	-	-	827

Capital Improvement Program Six Year Impact Fee Funded Projects 2026 Adopted CIP

(in thousands 000)

	Prior Actuals	FY25 Est	FY 26	FY 27	FY 28	FY 29	FY 30	FY 31	TOTAL
Public Works Engineering	34,187	1,932	55,118	38,705	6,408	5,808	4,163	4,229	150,551
Burnt Store Road Area Corridor	558	-	361	-	-	-	-	-	918
Burnt Store Road E/W Connector (new 2 lane road)	-	-	-	-	-	-	-	-	-
Burnt Store Road Ph 3	379	17	88	-	-	-	-	-	483
Burnt Store Road Widening Ph 2	17,720	1,449	3,557	222	198	174	149	124	23,592
CR 775 (Placida Rd) Safety Impvts/Rotonda Blvd West to Boca Grande	2,957	-	-	-	-	-	-	-	2,957
Edgewater Ph 2	7,023	19	3,245	-	-	-	-	-	10,288
Edgewater Ph 3	-	-	-	31,360	-	-	-	-	31,360
Edgewater Ph 5	-	-	-	-	-	-	-	-	-
Edgewater/Flamingo Ph4 Corridor Connection	941	-	11	-	-	-	-	-	952
El Jobean Rd (SR 776) at Charlotte Sports Park	-	-	50	100	-	-	-	-	150
Gasparilla Rd Connector Sidewalk	-	-	335	-	-	-	-	-	335
Hillsborough /Cranberry Blvd	314	1	3,336	-	-	-	-	-	3,651
Intersection Improvements at Various Locations	1,022	177	11,670	5,773	4,960	4,384	2,764	2,855	33,605
Kings Highway I75 to Desoto	1,459	98	8,487	-	-	-	-	-	10,045
Road Right of Way Mapping	31	39	207	-	-	-	-	-	278
Sandhill Widening	634	125	18,284	-	-	-	-	-	19,043
Sidewalk Hazard Mitigation (HB41)	1,138	-	4,386	-	-	-	-	-	5,524
Sidewalks - Gap/Infill Gas Taxes/Impact Fees	-	-	915	1,250	1,250	1,250	1,250	1,250	7,165
Veterans / Cochran Blvd Intersection Impvts	11	7	187	-	-	-	-	-	205
Sheriff	4,055	1,664	516	-	-	-	-	-	6,235
Sheriff District 3 Headquarters with Evidence and Impound yard	4,055	1,664	-	-	-	-	-	-	5,719
Sheriff District 5 HQ Babcock	-	-	516	-	-	-	-	-	516
Grand Total	42,262	4,823	58,588	38,705	6,408	5,808	4,163	4,229	164,986



This page intentionally left blank

Capital Improvement Program Operating Costs by Infrastructure Type and Department 2026 Adopted CIP

(in thousands 000)

		FY 26	FY 27	FY 28	FY 29	FY 30	FY 31
Building/Facility Infrastructure		3,311	5,657	8,278	17,723	22,748	24,067
Facilities Management							
F-03	CARE Expansion / Grace Street Complex	-	-	-	-	-	94
	Charlotte Harbor CRA Parking Improvements and Pedestrian						
F-04	Walkway Connection	-	-	10	10	10	10
F-05	Charlotte Harbor Event and Conference Center Parking Garage	-	-	-	223	188	188
F-06	Charlotte County Health Dept	-	-	-	-	9	9
F-07	Clerk Records Warehouse Replacement	-	-	-	-	-	-
F-08	Countywide Elevator Assessment	-	-	-	-	-	-
F-09	Cultural Center/Library Replacement	-	-	142	142	142	142
F-10	Emergency Mgt Generators - FY23 HM Grant Pgm	-	6	6	6	6	6
F-12	Emergency Operations Center Expansion	-	85	85	85	85	85
F-13	Energy Performance Improvement Measures	(267)	(267)	(267)	(227)	-	-
F-14	Facilities Department Renovations	-	-	-	-	-	-
F-15	Fleet Management Building	-	-	-	-	22	22
F-16	Loveland Bldg Renov (former Human Services space)	-	-	-	-	-	-
F-17	Mosquito Control Building at Babcock Ranch	-	46	46	46	46	46
F-18	Public Safety Saferoom (HMGP-4673)	-	-	-	-	286	184
F-19	Radio Management Warehouse	-	-	-	39	39	39
F-20	South County Annex Replacement	-	173	173	173	173	173
F-22	Tourism Office	-	-	-	-	-	50
F-21	Supervisor of Elections Warehouse	143	108	108	108	108	108
Facilities Management Total		(124)	152	303	605	1,115	1,156
Parks							
F-11	Emergency Management Generators (HMGP-4673)	-	-	-	-	19	19
F-39	Boating Improvements-Ainger Creek	-	23	23	23	23	23
F-40	Centennial Park Pool Ph 3	-	-	-	-	411	411
F-41	Charlotte Sports Park Asphalt Parking	-	-	-	46	46	46
F-43	East Kings Highway Community Park	-	-	-	-	-	-
F-44	GC Herring Park Ph 1	-	156	96	96	96	96
F-45	Harold Avenue Generator Mitigation Grant	2	2	2	2	2	2
F-46	Harold Avenue Rec Center Wind Retrofit	-	-	-	-	-	-
F-47	Maracaibo Community Park & Concession	-	-	-	147	107	107
F-49	Mid County Annex	-	-	-	436	407	407
F-50	Myakka River Park - Phase 2	-	-	-	-	-	-
F-51	Park Renovation at Port Charlotte Beach, Bissett,	-	-	-	5	5	5
F-52	Park Restrooms - Bill Coy Preserve	-	33	33	33	33	33
F-53	Park Restrooms - Harold Ave & South County Regional Parks	-	38	38	38	38	38
F-54	Park Restrooms - Kiwanis and Franz Ross Parks	-	-	10	10	10	10
F-55	Park Restrooms - Maracaibo, Hathaway, Centennial	-	-	-	16	16	16
F-56	Park Restrooms - Randy Spence & Midway Parks	-	10	10	10	10	10
F-57	Placida West Boat Ramp - 12560 Placida Road	112	52	52	52	52	52
F-58	Port Charlotte Beach Recreation Center	-	291	207	207	207	207
F-61	Recreation Center Renovation, Centennial Park	-	-	-	-	-	-
F-62	Riverside Boat Ramp Replacement	-	9	9	9	9	9
F-63	South Murdock Community Park	-	-	-	-	-	173
F-64	Special Needs Saferoom (HMGP-4673)	-	-	-	284	284	284
F-65	Tringali Community Center	-	-	-	-	-	-
F-66	Tuckers Grade Community Park	-	-	-	-	-	29
F-67	Wm. R. Gaines Jr. Veterans Memorial Park Ph 2	-	160	100	100	100	100
F-68	Wm. R. Gaines Jr. Veterans Memorial Park Ph 3	-	-	-	15	15	15
F-38	Bissett Community Park Ph 3 (HMGP-4673)	-	-	-	-	-	1,060
F-42	Charlotte Sports Park Renovations	-	-	-	199	199	199

**Capital Improvement Program Operating Costs by
Infrastructure Type and Department
2026 Adopted CIP**
(in thousands 000)

		FY 26	FY 27	FY 28	FY 29	FY 30	FY 31
F-48	McGuire Park Phase 2	116	56	56	56	56	56
F-59	Port Charlotte Beach Recreation Center Pool	264	264	264	264	264	264
F-60	Recreation Center Renovation - So County Regional Park	-	-	270	222	222	222
Parks Total		494	1,094	1,170	2,269	2,629	3,891
Sheriff							
F-72	Sheriff District 3 Headquarters with Evidence and Impound yard	-	-	-	-	-	-
F-73	Sheriff District 4 HQ with Training Facility	-	306	222	222	222	222
F-75	Sheriff Jail Admin Renovation (with Kitchen & Laundry)	-	183	155	155	155	155
F-76	Sheriff Support Services (Admin HQ) & Hardened 911	-	579	495	495	495	495
F-77	SO Warehouse Loveland	-	-	-	-	22	22
F-71	Sheriff District 2 Murdock	-	-	-	101	101	101
F-74	Sheriff District 5 HQ Babcock	-	174	139	139	139	139
Sheriff Total		-	1,242	1,010	1,111	1,133	1,133
Solid Waste							
F-78	Landfill Scale House	-	-	-	-	-	-
F-79	SW Landfill Operations Building Zemel	-	-	-	-	1,009	907
Solid Waste Total		-	-	-	-	1,009	907
Utilities							
F-80	Environmental Campus Building B	-	-	-	-	-	58
F-81	Mid County Operations Facility - Utilities	-	-	-	250	148	148
Utilities Total		-	-	-	250	148	206
Fire Rescue							
F-23	Fire Station 17 Additional Tuckers Grade/ US 41	2,757	1,455	1,455	1,455	1,455	1,455
F-24	Fire Station 18, Edgewater Drive (Additional)	-	-	-	2,938	2,866	2,866
F-25	Fire Station 19 (Add'l), Gasparilla Road	-	-	2,938	2,866	2,866	2,866
F-26	Fire Station 2 Replacement/Relocate	-	-	-	-	-	-
F-27	Fire Station 20, Babcock Site 2 (Additional)	-	-	-	4,176	4,102	4,102
F-28	Fire Station 21, Babcock Site 3 (Additional)	-	-	-	-	3,546	3,473
F-29	Fire Station 3 Replacement	-	-	-	194	152	152
F-30	Fire Station 4 Replacement	-	-	-	-	-	-
F-31	Fire Station 5 Replacement/Relocate	-	-	-	-	-	-
F-32	Fire Station 6 Replacement	-	213	142	142	142	142
F-33	Fire Station 9 Babcock Site 1 (FS 9 Relocation)	175	133	133	133	133	133
F-34	Fire/EMS Vehicle Maint Warehouse Expansion	-	-	-	30	30	30
Fire Rescue Total		2,932	1,800	4,667	11,933	15,291	15,218
Road Maintenance & Operations							
F-69	JB Maintenance Yard Relocation to Murdock area	10	10	10	10	10	10
F-70	Mid County Operations Facility - Public Works	-	-	-	427	296	296
Road Maintenance & Operations Total		10	10	10	437	306	306
Human Services							
F-35	Family Services Center Campus Phase 2	-	188	146	146	146	146
Human Services Total		-	188	146	146	146	146
Libraries							
F-36	Babcock Library & Annex	-	1,172	972	972	972	972
F-37	Library Renovations	-	-	-	-	-	-
Libraries Total		-	1,172	972	972	972	972

Capital Improvement Program Operating Costs by Infrastructure Type and Department 2026 Adopted CIP

(in thousands 000)

	FY 26	FY 27	FY 28	FY 29	FY 30	FY 31
Community Development						
F-02 Community Development New Building	-	-	-	-	-	133
Community Development Total	-	-	-	-	-	133
General Government	-	-	-	-	-	-
General Government						
G-02 Additional and Miscellaneous Equipment (FY22/FY23)	-	-	-	-	-	-
G-03 Additional and Miscellaneous Equipment (FY24/FY25)	-	-	-	-	-	-
G-04 Additional Heavy, Small and Misc. Fleet Equipment (FY26/FY27)	-	-	-	-	-	-
G-05 Additional Rolling Stock Public Works (FY24/FY25)	-	-	-	-	-	-
G-06 Additional Rolling Stock Utilities (FY24/FY25)	-	-	-	-	-	-
G-07 GDC Land Purchase	-	-	-	-	-	-
General Government Total	-	-	-	-	-	-
Landscape Infrastructure	112	112	112	112	112	-
Road Maintenance & Operations						
L-02 Landscaping Gateways, Entry Features & Thoroughfares	112	112	112	112	112	-
Road Maintenance & Operations Total	112	112	112	112	112	-
Park Infrastructure	248	1,065	762	737	989	964
Parks						
P-02 Multi Use Trails Allocation (2027)	-	-	-	-	-	-
P-03 Sport Field Conversions	-	106	55	55	55	55
P-04 Bayshore Live Oak Park	12	12	12	12	12	12
P-05 Centennial Park Ph 2	-	-	-	-	249	181
P-06 Lake Betty Park	-	164	104	104	104	104
P-07 Port Charlotte Beach Park Stabilization	-	-	25	25	25	25
P-08 William R. Gaines Jr. Veterans Memorial Park Ph1	181	88	88	88	88	88
P-09 Bissett Community Park	-	199	106	106	106	106
P-10 Bissett Community Park Phase 2	-	-	-	-	-	44
P-11 Charlotte Harbor Event and Conference Center Seawall	-	-	-	-	-	-
P-12 South County Regional Park	56	56	56	56	56	56
P-13 GC Herring Park Phase 2	-	-	-	-	27	27
P-14 Myakka River Park	-	333	180	180	180	180
P-15 Placida Passive Park Phase 1	-	108	48	48	48	48
P-16 Placida Passive Park Phase 2	-	-	89	64	39	39
P-17 Placida Bunk House	-	-	-	-	-	-
Parks Total	248	1,065	762	737	989	964
Roadway and Sidewalk Infrastructure	604	1,962	2,186	3,345	3,931	4,239
Public Works Engineering						
R-02 Intersection Improvements at Various Locations	-	6	11	17	17	17
R-03 Multi Use Path-On Road	-	36	36	37	37	38
R-04 Regional Bicycle-Pedestrian Trails	-	17	49	81	83	84
R-05 Road Right of Way Mapping	-	-	-	-	-	-
R-06 Sidewalks 2009 Sales Tax Extension	90	120	120	122	125	127
R-07 Sidewalk Hazard Mitigation (HB41)	-	72	72	73	75	76
R-08 Sidewalks - Gap/Infill Gas Taxes/Impact Fees	-	-	-	90	90	90
R-09 Charlotte Harbor CRA Melbourne Street MUP	-	32	32	32	32	32
R-10 Charlotte Harbor CRA Parmely St Improvements	-	60	60	60	60	60
R-12 Edgewater Ph 3	-	-	-	165	167	170
R-13 Edgewater/Flamingo Ph4 Corridor Connection	-	-	-	286	291	291
R-14 Edgewater Ph 5	-	-	-	-	286	291
R-15 El Jobean Rd (SR 776) at Charlotte Sports Park	-	-	-	-	-	-

**Capital Improvement Program Operating Costs by
Infrastructure Type and Department
2026 Adopted CIP**
(in thousands 000)

	FY 26	FY 27	FY 28	FY 29	FY 30	FY 31
R-16 El Jobean Road (SR 776) at Flamingo Blvd	-	17	17	18	18	19
R-17 Harborview Melbourne to Date St Ph 1	-	-	-	244	244	244
R-18 Harborview Road Widening - Date St to I75 Ph 2	-	-	-	132	135	135
R-19 Harborview Rd/Kings Hwy Intersection Impvts	-	-	-	-	-	-
R-20 Hillsborough /Cranberry Blvd	-	6	6	6	6	6
R-21 Kings Highway I75 to Desoto	-	23	23	23	23	23
R-22 Mid County Transfer Roadway Reconfiguration	-	-	-	-	-	-
R-23 Old Landfill Road Safety Improvements	-	-	-	-	-	-
R-24 Sandhill Widening	-	-	29	29	29	29
R-25 Veterans / Cochran Blvd Intersection Impvts	-	29	29	29	29	29
R-26 Burnt Store Road Area Corridor	-	-	-	-	-	-
R-27 Burnt Store Road E/W Connector (new 2 lane road)	-	-	-	-	-	13
R-28 Burnt Store Road Widening Ph 2	-	434	442	451	460	469
R-29 Burnt Store Road Ph 3	277	283	288	294	300	306
R-30 Jones Loop Road North - Roundabout at Piper Rd	-	-	-	-	33	33
S-02 Deep Creek Sidewalks Rampart Blvd/ Rio De Janeiro to Navigator	-	22	22	22	23	23
S-03 Deep Creek Blvd Sidewalks/Rio De Janeiro to Seasons	-	-	5	4	4	4
S-04 Deep Creek Blvd Sidewalks/Seasons to Paramarlbo	-	-	-	-	5	5
S-05 Englewood East Sidewalks Willmington/ Pennel to Roberta	-	20	20	30	50	51
S-06 Greater Port Charlotte Sidewalks/Dorchester	-	55	56	57	58	60
S-07 Greater Port Charlotte Sidewalk Cannolot/ Cochran to Morrison	-	-	-	-	-	55
S-10 Gulf Cove Sidewalks	-	-	-	86	172	258
S-11 Manasota Key Community Plan	-	70	72	73	75	76
S-12 NWPC Sidewalks Chamberlain/US41 to Jacobs	-	104	106	108	110	113
R-11 Edgewater Ph 2	209	209	210	214	218	222
R-31 Piper Road North	-	320	328	340	348	348
R-32 Taylor Road Widening/ N Jones Loop to Airport Rd	-	-	-	-	-	-
R-33 Taylor Road Widening/ US41 to N Jones Loop Road	-	-	-	-	-	-
R-34 Gasparilla Rd Connector Sidewalk	-	-	20	20	20	20
R-35 Grande Cswy	28	28	29	29	30	31
R-36 SUN Trail - Cape Haze Pioneer Trail Gillott-Myakka State Forest	-	-	-	34	34	34
R-37 SUN Trail - Cape Haze Pioneer Trail US41-Gillott Blvd	-	-	-	32	32	32
S-13 NWPC Sidewalks Chamberlain/ Jacobs to Cambell	-	-	104	106	108	110
S-14 NWPC Sidewalks McCabe/ Chamberlain to Chancellor	-	-	-	-	104	106
S-15 Placida Gasparilla Pines Sidewalk	-	-	-	-	-	-
R-38 SUN Trail Cape Haze S. Fork of Alligator Creek Bridge	-	-	-	-	-	-
S-08 Greater Port Charlotte Sidewalk Morrison/ Cannolot to Pellam	-	-	-	-	-	55
S-09 Greater Port Charlotte Sidewalk Cannolot/ Morrison to Pellam	-	-	-	-	-	55
Public Works Engineering Total	604	1,962	2,186	3,345	3,931	4,239
Technology Infrastructure	117	17	17	17	17	17
Information Technology						
T-02 EDEN to Munis Conversion	-	-	-	-	-	-
T-03 Enterprise Asset Management /Work Order System Upgrade	117	17	17	17	17	17
Information Technology Total	117	17	17	17	17	17

Capital Improvement Program Operating Costs by Infrastructure Type and Department 2026 Adopted CIP *(in thousands 000)*

	FY 26	FY 27	FY 28	FY 29	FY 30	FY 31
Utility Infrastructure	3,316	1,776	2,346	3,384	2,735	2,748
Utilities						
U-02 Lift Station Generators Mitigation Grant	72	72	72	73	73	73
U-03 Potable Water Master Plan	-	-	-	-	-	-
U-04 Emergency Interconnect to Punta Gorda - Burnt Store	-	-	-	-	-	-
U-05 Walenda and Rotonda Booster Station Upgrades	-	1	1	320	320	320
U-06 Potable Water Master Plan Recommended Improvements	-	-	-	-	-	2
U-07 Toledo Blade from Hillsborough to US 41 24" WM	-	1	1	1	1	3
U-08 Golf Course Booster Station Upgrades (Operations Division)	-	-	-	-	-	-
U-09 Gillot Blvd Water Main Upsizing	-	-	-	-	-	-
U-10 Potable Water Storage Tank South County	-	-	-	2	2	2
U-11 Potable Water Elevated Tank-Mid County	-	-	-	-	-	-
U-12 Potable Water Elevated Tank-West County	-	-	-	-	-	-
U-13 Calumet to Robin Rd - Waterway Crossing SGC to Rotonda Meadows	-	-	-	-	-	-
U-14 Hillsborough/Cranberry Intersection Water Main (North Port)	-	-	-	-	-	-
U-15 Water Meter Study Recommended Improvements	-	-	-	-	-	-
U-16 Babcock Ranch Water Supply	-	-	-	-	-	-
U-17 Water Main along Hillsborough for Water Authority 2B project	-	-	-	-	2	2
U-18 Gertrude Booster Station Demolition	-	-	-	-	-	-
U-19 Potable Water/Major Water Transmission Mains Expansionary	100	100	102	102	104	104
U-20 Burnt Store Wellfield New Well	-	-	11	11	11	11
U-21 Gulf Cove Ground Water Storage Tank	-	-	1	1	1	1
U-22 Ohara Water Booster Station	-	-	-	63	65	66
U-23 Wastewater Force Main Replacement - Deep Creek	-	-	-	-	-	-
U-24 Burnt Store Road Ph 2 Utility Infrastructure	-	-	-	-	-	-
U-25 El Jobean Septic to Sewer	-	-	-	-	-	-
U-26 Burnt Store WRF Expansion	936	-	-	-	-	-
U-27 East Port WRF Expansion	1,108	1,113	1,083	1,091	1,083	1,083
U-28 Cape Haze Sewer & Reclaim	-	-	-	-	-	-
U-29 Charlotte Harbor Water Quality Project Septic to Sewer	-	-	-	-	-	1
U-30 CMOM Recommended Utility Improvements	-	-	-	-	-	-
U-31 Wastewater Force Main SR 776 Sunnybrook to Gasparilla CR 771	-	-	-	-	-	-
U-32 Reclaim Water Master Plan Recommended Improvements	-	-	-	-	-	-
U-33 Reclaim Automated Valves	-	-	-	-	-	-
U-34 Rotonda WRF Reclaimed Storage Pond Improvements	-	-	-	-	-	-
U-35 West Port WRF Reclaim Water Pond Aeration	-	-	-	-	-	-
U-36 East Port WRF Wetwell Cover and Ozone System	-	-	-	-	-	-
U-37 West Port WRF Perimeter Fencing (Homeland Security)	-	-	-	-	-	-
U-38 East Port WRF Deep Well Supply Line	-	-	1	1	1	1
U-39 Veterans Wastewater Force Main US41 to Peachland	-	-	-	-	1	1
U-40 Olean Blvd. Force Main – Easy St. to Loveland	-	-	-	-	-	-
U-41 West Port WRF Expansion (Including Equalization)	-	-	569	469	469	469
U-42 West Port WRF Deep Injection Well Capacity Increase	-	-	-	-	-	-
U-43 Upgrade Filtration System at East Port WRF Stage 5	-	-	-	-	-	-
U-44 Safety Improvements at Vacuum Pump Stations	-	-	-	-	-	-
U-45 Sewer Master Plan Update Recommended Improvements	-	-	-	-	-	-
U-46 Bachmann Tract - Wastewater Extension	12	-	-	-	-	-
U-47 Reclaim Water Booster Station Upgrades - Operations Division	-	-	-	-	-	-
U-48 Rotonda WRF Expansion to 2MGD to 3MGD	-	-	-	-	-	-
U-49 East Port WRF Control Room Hardening	-	-	-	-	-	-
U-50 Burnt Store WRF Control Room Hardening	-	-	-	-	-	-
U-51 Master Lift Stations	-	-	-	-	-	-
U-52 Wastewater Force Mains Expansionary	-	-	-	-	-	-
U-53 Reclaimed Water Lines-Cochran Blvd.	-	-	-	-	-	-

**Capital Improvement Program Operating Costs by
Infrastructure Type and Department
2026 Adopted CIP**
(in thousands 000)

		FY 26	FY 27	FY 28	FY 29	FY 30	FY 31
U-54	Ohara Wastewater Lift Station	-	-	-	3	3	3
U-55	East Port Maintenance Building	1	1	1	1	1	1
U-56	Ackerman Septic to Sewer and Water Expansion	-	-	-	-	-	-
U-57	Relocation Needs Utility Pipe Replacement - Public Works Projects	1	1	1	1	3	3
U-58	SCADA System Upgrades	86	86	89	92	96	99
U-59	Harbor View Rd Widening - Utility Improvements - Phase I & II	-	-	-	-	1	1
U-60	US 41 Commercial Corridor Utilities Expansion	-	1	-	-	-	-
U-61	Lake View Midway Water Quality Improvement Project	-	-	-	670	-	-
U-62	South County Utility Infrastructure Improvements	-	-	-	67	67	69
U-63	US41 Northbound Utility Improvements Conway to Paulson	-	-	-	-	2	2
U-64	Edgewater/Flamingo Corridor Connection Utility Impvts (Phases 3-5)	-	-	-	-	-	-
U-65	Kings Hwy-175 to Desoto County Line Utility Improvements	-	-	1	1	1	1
U-66	Fiber Optic Installs for Utility Plants and Booster Stations	-	-	-	-	-	-
U-67	Cape Haze Water Quality Improvement	600	-	-	-	-	-
U-68	Cochran Blvd-Pellam to Lakeview Utility Improvements	-	-	-	1	1	1
U-69	Water Transmission/Wastewater Collection Reimbursement	-	-	-	-	-	-
U-70	CCU Business Services Customer Billing	400	400	412	412	424	424
U-71	Sandhill Widening	-	-	1	1	1	1
Utilities Total		3,316	1,776	2,346	3,384	2,735	2,748
Infrastructure Compliance		-	-	-	-	-	-
Public Works Engineering		-	-	-	-	-	-
V-02	Caloosahatchee TMDL/BMAP (Basin Management Action Plan)	-	-	-	-	-	-
V-03	Canal Sediment Removal-Mid County	-	-	-	-	-	-
V-04	Canal Sediment Removal-West County	-	-	-	-	-	-
V-05	National Pollution Discharge Elimination Pgm	-	-	-	-	-	-
V-06	Open Outfalls/Canal Hardening (HMGP-4673)	-	-	-	-	-	-
V-07	South Gulf Cove Parallel Lock	-	-	-	-	-	-
Public Works Engineering Total		-	-	-	-	-	-
Infrastructure Maintenance		-	-	-	-	-	-
Road Maintenance & Operations		-	-	-	-	-	-
M-02	Indian Spring Cemetery Bank Stabilization	-	-	-	-	-	-
M-03	Street Lighting LED Conversion Program	-	-	-	-	-	-
Road Maintenance & Operations Total		-	-	-	-	-	-
Capital Infrastructure Maintenance		-	-	-	-	-	-
General Government		-	-	-	-	-	-
G-0A	Heavy Equipment Replcemnt	-	-	-	-	-	-
General Government Total		-	-	-	-	-	-
Facilities Management		-	-	-	-	-	-
F-0A	Facilities Capital Maintenance Plan	-	-	-	-	-	-
Facilities Management Total		-	-	-	-	-	-
Parks		-	-	-	-	-	-
P-0A	Comm Svcs Capital Mt Plan	-	-	-	-	-	-
Parks Total		-	-	-	-	-	-
Information Technology		-	-	-	-	-	-
T-0A	Information Technology Capital Maintenance Plan	-	-	-	-	-	-
Information Technology Total		-	-	-	-	-	-

**Capital Improvement Program Operating Costs by
Infrastructure Type and Department
2026 Adopted CIP**

(in thousands 000)

	FY 26	FY 27	FY 28	FY 29	FY 30	FY 31
Utilities						
U-0A Utility Capital Maint Plan	-	-	-	-	-	-
Utilities Total	-	-	-	-	-	-
Public Works Engineering						
R-0A Gas Tax Bridge Capital Maint Plan	-	-	-	-	-	-
S-0A MSBU/TU Paving Capital Maint Plan	-	-	-	-	-	-
S-0B MSBU/TU Dredging Capital Maint Plan (see sched)	-	-	-	-	-	-
S-0C MSBU/TU Bridge Capital Maint Plan	-	-	-	-	-	-
R-0B Road & Bridge Paving Capital MaintPlan (see schedule)	-	-	-	-	-	-
Public Works Engineering Total	-	-	-	-	-	-
Fleet Enterprise						
G-0B Fleet Enterprise Capital Mtc Plan	-	-	-	-	-	-
Fleet Enterprise Total	-	-	-	-	-	-
Grand Total	7,708	10,590	13,701	25,318	30,532	32,035



This page intentionally left blank

Capital Improvement Program
Loan Repayment by Department & Project
2026 Adopted CIP
(in thousands 000)

		Prior							
		Actuals	FY25 Est	FY 26	FY 27	FY 28	FY 29	FY 30	FY 31
Facilities Management									
Capital Projects Fund		3,700	-	-	-	-	-	-	-
F-13	Energy Performance Improvement Measures								
	Energy Performance Improvement Measures Total	3,700	-	-	-	-	-	-	-
Facilities Management Total		3,700	-	-	-	-	-	-	-
Public Works Engineering									
Ad Valorem		-	-	-	729	729	729	729	726
S-11	Manasota Key Community Plan								
	Manasota Key Community Plan Total	-	-	-	729	729	729	729	726
Assessments		9,863	2,949	4,662	4,815	6,951	7,846	7,843	7,372
S-0A	MSBU/TU Paving Capital Maint Plan								
	MSBU/TU Paving Capital Maint Plan Total	95	589	2,098	4,392	6,528	6,933	6,930	6,539
S-0B	MSBU/TU Dredging Capital Maint Plan (see sched)								
	MSBU/TU Dredging Capital Maint Plan (see sched) Total	9,768	2,360	2,564	423	423	913	913	833
S-15	Placida Gasparilla Pines Sidewalk								
	Placida Gasparilla Pines Sidewalk Total	-	-	-	-	-	-	-	-
Road Impact Fees		3,617	1,150	1,739	1,197	1,220	1,244	1,269	1,294
R-28	Burnt Store Road Widening Ph 2								
	Burnt Store Road Widening Ph 2 Total	3,617	1,150	1,739	1,197	1,220	1,244	1,269	1,294
Public Works Engineering Total		13,480	4,099	6,401	6,741	8,900	9,819	9,841	9,392
Sheriff									
Impact Fees		3,386	1,664	-	-	-	-	-	-
F-72	Sheriff District 3 Headquarters with Evidence and Impound yard								
	Sheriff District 3 Headquarters with Evidence and Impound yard Total	3,386	1,664	-	-	-	-	-	-
Sheriff Total		3,386	1,664	-	-	-	-	-	-
Utilities									
R & R Fund		-	-	957	191	191	191	191	191
U-23	Wastewater Force Main Replacement - Deep Creek								
	Wastewater Force Main Replacement - Deep Creek Total	-	-	957	191	191	191	191	191
Utilities Total		-	-	957	191	191	191	191	191
Grand Total		20,566	5,762	7,357	6,933	9,092	10,011	10,033	9,583



This page intentionally left blank

FY2026 Capital Improvements Budget / FY 2026 - FY 2031 Project Detail													Project No.																								
GENERAL PROJECT DATA:						CONCURRENCY REQUIREMENTS						(Y/N)	PROJECT NEED CRITERIA	PROJECT SCHEDULE	FY26	FY27	FY28	FY29	FY30	FY31																	
Project Title: Section F Building/Facility Infrastructure Summary						Does project add new capacity?						No	Safety Mandate X Replace Growth X	Desgn/Arch Land/ROW Other Fees Principal/Int	1	2	3	4	1	2	3	4	1	2	3	4	1	2	3	4	1	2	3	4			
Functional Area:						Is project required to maintain level of service:						N/A																									
Department:						- Within 5 years? List project in CIE																															
Location:						- From 6 to 10 years? Monitor Annually																															
PROJECT DESCRIPTION:													PROJECT RATIONALE (Include Additional LOS Detail, if necessary):																								
OPERATING BUDGET IMPACT:													REPLACEMENT COUNTY PROPERTY NO.:																								
	Prior Actual	Est FY25	Orig. FY26	Est c/o to FY26	New \$ FY26	Calc. for FY25	FY26	FY27	FY28	FY29	FY30	FY31	FUTURE	Total																							
EXPENDITURE PLAN (000'S)																																					
Design/Arch/Eng	8,682	330	1,334	16,319	3,272	20,926	12,145	29,427	3,307	3,524	3,735	2,428	84,504																								
Land (or ROW)	967			819	1	820	7,018	6,202	1,138		370	9,713	26,228																								
Construction	64,536	20,118	42,638	105,997	4,849	153,485	102,809	291,695	27,029	30,719	33,300	26,067	749,758																								
Internal Costs	439	31		15	177	191							661																								
Equipment & Furnishings	876	212		6,889	-99	6,791	1,600						9,479																								
Interest	546												546																								
Other Fees & Costs	210	27	2,029	262	121	2,411	29	18,457	31				21,166																								
Equipment								1,717					1,717																								
Total Project Cost	76,256	20,718	46,001	130,301	8,322	184,624	123,601	347,499	31,506	34,243	37,406	38,208	894,059																								
FUNDING PLAN (000'S)																																					
Capital Projects Fund	11,338	142	5,370	9,008	13,511	27,889	1,662	10,377	31	11,806		38,208	101,453																								
Gas Tax (Trans Trust)	1,637			-140	-83	-223							1,414																								
Impact Fees	6,917	2,601	1,892	1,334	-584	2,642							12,159																								
Grants	474	30		19,983		19,983							20,487																								
Grants Pending				2,012		2,012		109,676					111,688																								
Debt Proceeds	3,700												3,700																								
Sales Tax 2014	6,273	1,216		9,254		9,254							16,743																								
Sales Tax 2020	26,771	16,962		79,797	1,220	81,017							124,750																								
Sales Tax 2020 Tier 2			16,819	2,000	-1,124	17,695		7,275	1,138				26,109																								
Pending Sales Tax 2026			22,712		-10,622	12,090	121,938	154,285	30,337	15,489	37,406		371,544																								
Parking Fees	832			160	-160								832																								
Tourist Development										6,948			6,948																								
Solid Waste Enterprise Fund	4,977	5		3,899	6,681	10,580							15,561																								
Building Construction Services								26,319					26,319																								
Utility Operations & Maint								39,567					39,567																								
TIF	1,510			139		139							1,649																								
Ad valorem (Lighting District)																																					
Ad Valorem				2,087		2,087							2,087																								
Boater Improvement				250		250							250																								
Infrastructure Ad valorem	11,827	-239	-792	517	-516	-791							10,797																								
GIF Ad Valorem																																					
Total Funding	76,256	20,718	46,001	130,301	8,322	184,624	123,601	347,499	31,506	34,243	37,406	38,208	894,059																								
LOAN REPAYMENT SCHEDULE (000'S)																																					
Impact Fees	3,386	1,664	792	-792										5,050																							
Infrastructure Ad valorem																																					
Total Loan Repayment	3,386	1,664	792	-792										5,050																							
OPERATING BUDGET IMPACT (000'S)																																					
Personal Svc.			20	230	893	1,143	2,802	4,886	10,608	13,505	14,293	179	47,415																								
Non-personal	-2,404	-267	-240	142	767	670	2,107	3,272	6,590	8,966	9,670	236	28,840																								
Capital			40	35	1,424	1,499	749	120	525	277	104	40	3,314																								
Total Operating	-2,404	-267	-180	407	3,084	3,311	5,657	8,278	17,723	22,748	24,067	455	79,569																								

FY2026 Capital Improvements Budget / FY 2026 - FY 2031 Project Detail Project No. **c242601**

GENERAL PROJECT DATA:		Status New	CONCURRENCY REQUIREMENTS (Y/N)		PROJECT NEED	PROJECT SCHEDULE	FY26	FY27	FY28	FY29	FY30	FY31
Project Title:	Community Development New Building		Does project add new capacity?	Yes	CRITERIA	SCHEDULE	1 2 3 4	1 2 3 4	1 2 3 4	1 2 3 4	1 2 3 4	1 2 3 4
Functional Area:	Facilities		Is project required to maintain level of service:		Safety	Desgn/Arch						
Department:	Community Development		- Within 5 years? List project in CIE	Yes	Mandate	Land/ROW						
Location:	Mid County		- From 6 to 10 years? Monitor Annually	No	Replace	Construct						
					Growth	Equipment						

PROJECT DESCRIPTION:
 Expansion of office and parking space to accommodate current and future needs. 30,000 SF building of office space to include a large conference room, 2 smaller conference rooms, a large breakroom area with access to an outdoor covered patio, 2 large rooms with divided table workstations to accommodate building inspectors and code officers, a health and wellness room, a technology room for large format scanners and printers.

PROJECT RATIONALE (Include Additional LOS Detail, if necessary):
 In 2017, the Community Development Department expanded its existing 19,318 square foot building by 2,420 square feet for a total of 21,738 square feet. This was to accommodate future staffing needs for approximately 20 years. The department had 94 FTE's in 2017 and the anticipated number of employees in the department by year 2037 was estimated to be 137. The department currently has 153 FTE's with limited space. It was noted at the time, that space needs could be greater due to higher than anticipated construction activity.

OPERATING BUDGET IMPACT:
 Non-Personnel SVC Operating/Maintenance

REPLACEMENT COUNTY PROPERTY NO.:

	Prior Actual	Est FY25	Calc. for FY26			FY26	FY27	FY28	FY29	FY30	FY31	FUTURE	Total
			Orig. FY26	Est c/o to FY26	New \$ FY26								
EXPENDITURE PLAN (000'S)													
Design/Arch/Eng								3,128					3,128
Land (or ROW)													
Construction								23,191					23,191
Internal Costs													
Equipment													
Interest													
Other Fees & Costs													
Total Project Cost								26,319					26,319
FUNDING PLAN (000'S)													
Building Construction Services								26,319					26,319
Total Funding								26,319					26,319
LOAN REPAYMENT SCHEDULE (000'S)													
Total Loan Repayment													
OPERATING BUDGET IMPACT (000'S)													
Personal Svc.													
Non-personal										133			133
Capital													
Total Operating													133



FY2026 Capital Improvements Budget / FY 2026 - FY 2031 Project Detail						Project No. c192603																													
GENERAL PROJECT DATA:		Status	New	CONCURRENCY REQUIREMENTS		PROJECT NEED		PROJECT				FY26				FY27				FY28				FY29				FY30				FY31			
Project Title:		CARE Expansion / Grace Street Complex		Does project add new capacity?		Yes/No		CRITERIA				SCHEDULE				1 2 3 4				1 2 3 4				1 2 3 4				1 2 3 4				1 2 3 4			
Functional Area:		Facilities		Is project required to maintain level of service:				Safety				Design/Arch																							
Department:		Facilities Management		- Within 5 years? List project in CIE		Yes/No		Mandate				Land/ROW																							
Location:		South County		- From 6 to 10 years? Monitor Annually		Yes/No		Replace				Construct																							
								Growth				Equipment																							

PROJECT DESCRIPTION:
 Program to determine complex best use. Clinic and mixed-use space of 13,500 SF may be combined with CARE facility of 8500 SF by vacating Grace St to utilize 5.4 acres.

PROJECT RATIONALE (Include Additional LOS Detail, if necessary):
 Growth of the program determined needs for expansion.

OPERATING BUDGET IMPACT:
 Due to increase square footage, additional standard building maintenance is needed.

REPLACEMENT COUNTY PROPERTY NO.:

	Prior Actual	Est FY25	Calc. for FY26			FY26	FY27	FY28	FY29	FY30	FY31	FUTURE	Total
			Orig. FY26	Est c/o to FY26	New \$ FY26								
EXPENDITURE PLAN (000'S)													
Design/Arch/Eng													
Land (or ROW)													
Construction									4,024				4,024
Internal Costs													
Equipment													
Interest													
Other Fees & Costs													
Total Project Cost									4,024				4,024
FUNDING PLAN (000'S)													
Pending Sales Tax 2026									4,024				4,024
Total Funding									4,024				4,024
LOAN REPAYMENT SCHEDULE (000'S)													
Total Loan Repayment													
OPERATING BUDGET IMPACT (000'S)													
Personal Svc.													
Non-personal										94			94
Capital													
Total Operating													94



FY2026 Capital Improvements Budget / FY 2026 - FY 2031 Project Detail

Project No. c192206

GENERAL PROJECT DATA:		Status	In Progress	CONCURRENCY REQUIREMENTS		(Y/N)	PROJECT NEED	PROJECT	FY26	FY27	FY28	FY29	FY30	FY31						
Project Title:	Charlotte Harbor CRA Parking Improvements and Pedestrian Walkway			Does project add new capacity?	No		CRITERIA	SCHEDULE	1	2	3	4	1	2	3	4	1	2	3	4
Functional Area:	Facility Infrastructure			Is project required to maintain level of service:			Safety	Design/Arch												
Department:	Facilities			- Within 5 years? List project in CIE	No		Mandate	Land/ROW												
Location:	Mid County - Charlotte Harbor CRA			- From 6 to 10 years? Monitor Annually	No		Replace	Construct												
							Growth	Equipment												
									X											

PROJECT DESCRIPTION:
 Design and construction of a surface parking lot and pedestrian promenade connection for public use. Project location: east end of Bayshore Live Oak Park. Parking lot design to be stabilized grass surface with associated drainage. Design and construction will need to be compliant with Florida Communities Trust (FCT) requirements for land management, including preservation of canopy trees. The pedestrian promenade project is intended to provide connectivity and improve pedestrian mobility in the Charlotte Harbor Riverwalk sub-district. This connection will allow the public to access the Charlotte Harbor Riverwalk from Bayshore Live Oak Park.

PROJECT RATIONALE (Include Additional LOS Detail, if necessary):
 Dec. 14, 2021: Charlotte Harbor CRA gave direction to move forward with development of CIP for walkway connection. March 8, 2022: Charlotte Harbor CRA gave direction to move forward with parking lot concept and present CIP for approval.

OPERATING BUDGET IMPACT:
 Regular maintenance of facility and associated landscaping and drainage.

REPLACEMENT COUNTY PROPERTY NO.:

	Prior Actual	Est FY25	Calc. for FY26			FY26	FY27	FY28	FY29	FY30	FY31	FUTURE	Total
			Orig. FY26	Est c/o to FY26	New \$ FY26								
EXPENDITURE PLAN (000'S)													
Design/Arch/Eng	166			28		28							194
Land (or ROW)													
Construction	1,341			55		55							1,396
Internal Costs	3			22		22							25
Equipment													
Interest													
Other Fees & Costs				34		34							34
Total Project Cost	1,510			139		139							1,649
FUNDING PLAN (000'S)													
TIF	1,510			139		139							1,649
Total Funding	1,510			139		139							1,649
LOAN REPAYMENT SCHEDULE (000'S)													
Total Loan Repayment													
ANNUAL OPERATING BUDGET IMPACT (000'S)													
Personal Svc.													
Non-personal							10	10	10	10	10		50
Capital													
Total Operating							10	10	10	10	10		50



FY2026 Capital Improvements Budget / FY 2026 - FY 2031 Project Detail											Project No. c722403																																																																																																																																																																																																																																																																																																																																																																											
GENERAL PROJECT DATA:		Status	In Progress	CONCURRENCY REQUIREMENTS			(Y/N)		PROJECT NEED		PROJECT	FY26		FY27		FY28		FY29		FY30		FY31																																																																																																																																																																																																																																																																																																																																																																
Project Title: Charlotte Harbor Event and Conference Center Parking Garage				Does project add new capacity?		Yes		CRITERIA		SCHEDULE	1	2	3	4	1	2	3	4	1	2	3	4	1	2	3	4																																																																																																																																																																																																																																																																																																																																																												
Functional Area: Facility Infrastructure				Is project required to maintain level of service:				Safety		Design/Arch																																																																																																																																																																																																																																																																																																																																																																												
Department: Community Services				- Within 5 years? List project in CIE		N/A		Mandate		Land/ROW																																																																																																																																																																																																																																																																																																																																																																												
Location: South County				- From 6 to 10 years? Monitor Annually		N/A		Replace		Construct																																																																																																																																																																																																																																																																																																																																																																												
PROJECT DESCRIPTION:		<p>Design and construct a parking garage to provide approximately 325 parking spaces to meet the current and future needs of the Charlotte Harbor Event and Conference Center.</p> <p>The construction cost represents a pre-scope estimate and may change as the scope is refined. The engineering cost will be updated as the scope is determined.</p> <p>OPERATING BUDGET IMPACT: For staff and operational needs for operation of the parking garage.</p> <p>A utility vehicle has been identified as a need for Operations.</p>																																																																																																																																																																																																																																																																																																																																																																																				
<p>PROJECT RATIONALE (Include Additional LOS Detail, if necessary): The Charlotte Harbor Event and Conference Center does not have adequate parking for events and activities. The City Marketplace property is being developed reducing available nearby parking.</p>																																																																																																																																																																																																																																																																																																																																																																																						
<table border="1" style="width:100%; border-collapse: collapse;"> <thead> <tr> <th rowspan="2"></th> <th rowspan="2">Prior Actual</th> <th rowspan="2">Est FY25</th> <th colspan="2">Calc. for FY26</th> <th rowspan="2">New \$ FY26</th> <th rowspan="2">FY26</th> <th rowspan="2">FY27</th> <th rowspan="2">FY28</th> <th rowspan="2">FY29</th> <th rowspan="2">FY30</th> <th rowspan="2">FY31</th> <th rowspan="2">FUTURE</th> <th rowspan="2">Total</th> </tr> <tr> <th>Orig. FY26</th> <th>Est c/o to FY26</th> </tr> </thead> <tbody> <tr> <td colspan="14" style="text-align: center;">EXPENDITURE PLAN (000'S)</td> </tr> <tr> <td>Design/Arch/Eng</td> <td></td> <td></td> <td></td> <td></td> <td></td> <td></td> <td>1,218</td> <td></td> <td></td> <td></td> <td></td> <td></td> <td>1,218</td> </tr> <tr> <td>Land (or ROW)</td> <td></td> <td></td> <td></td> <td></td> <td></td> <td></td> <td></td> <td></td> <td></td> <td></td> <td></td> <td></td> <td></td> </tr> <tr> <td>Construction</td> <td></td> <td></td> <td></td> <td></td> <td></td> <td></td> <td>7,039</td> <td></td> <td></td> <td></td> <td></td> <td></td> <td>7,039</td> </tr> <tr> <td>Internal Costs</td> <td></td> <td></td> <td></td> <td></td> <td></td> <td></td> <td></td> <td></td> <td></td> <td></td> <td></td> <td></td> <td></td> </tr> <tr> <td>Equipment & Furnishings</td> <td></td> <td></td> <td></td> <td></td> <td></td> <td></td> <td></td> <td></td> <td></td> <td></td> <td></td> <td></td> <td></td> </tr> <tr> <td>Interest</td> <td></td> <td></td> <td></td> <td></td> <td></td> <td></td> <td></td> <td></td> <td></td> <td></td> <td></td> <td></td> <td></td> </tr> <tr> <td>Other Fees & Costs</td> <td></td> <td></td> <td></td> <td></td> <td></td> <td></td> <td></td> <td></td> <td></td> <td></td> <td></td> <td></td> <td></td> </tr> <tr> <td>Total Project Cost</td> <td></td> <td></td> <td></td> <td></td> <td></td> <td></td> <td>8,257</td> <td></td> <td></td> <td></td> <td></td> <td></td> <td>8,257</td> </tr> <tr> <td colspan="14" style="text-align: center;">FUNDING PLAN (000'S)</td> </tr> <tr> <td>Pending Sales Tax 2026</td> <td></td> <td></td> <td></td> <td></td> <td></td> <td></td> <td>8,257</td> <td></td> <td></td> <td></td> <td></td> <td></td> <td>8,257</td> </tr> <tr> <td></td> <td></td> <td></td> <td></td> <td></td> <td></td> <td></td> <td></td> <td></td> <td></td> <td></td> <td></td> <td></td> <td></td> </tr> <tr> <td></td> <td></td> <td></td> <td></td> <td></td> <td></td> <td></td> <td></td> <td></td> <td></td> <td></td> <td></td> <td></td> <td></td> </tr> <tr> <td></td> <td></td> <td></td> <td></td> <td></td> <td></td> <td></td> <td></td> <td></td> <td></td> <td></td> <td></td> <td></td> <td></td> </tr> <tr> <td>Total Funding</td> <td></td> <td></td> <td></td> <td></td> <td></td> <td></td> <td>8,257</td> <td></td> <td></td> <td></td> <td></td> <td></td> <td>8,257</td> </tr> <tr> <td colspan="14" style="text-align: center;">LOAN REPAYMENT SCHEDULE (000'S)</td> </tr> <tr> <td></td> <td></td> <td></td> <td></td> <td></td> <td></td> <td></td> <td></td> <td></td> <td></td> <td></td> <td></td> <td></td> <td></td> </tr> <tr> <td></td> <td></td> <td></td> <td></td> <td></td> <td></td> <td></td> <td></td> <td></td> <td></td> <td></td> <td></td> <td></td> <td></td> </tr> <tr> <td>Total Loan Repayment</td> <td></td> <td></td> <td></td> <td></td> <td></td> <td></td> <td></td> <td></td> <td></td> <td></td> <td></td> <td></td> <td></td> </tr> <tr> <td colspan="14" style="text-align: center;">ANNUAL OPERATING BUDGET IMPACT (000'S)</td> </tr> <tr> <td>Personal Svc.</td> <td></td> <td></td> <td></td> <td></td> <td></td> <td></td> <td></td> <td></td> <td>18</td> <td>18</td> <td>18</td> <td></td> <td>54</td> </tr> <tr> <td>Non-personal</td> <td></td> <td></td> <td></td> <td></td> <td></td> <td></td> <td></td> <td></td> <td>170</td> <td>170</td> <td>170</td> <td></td> <td>510</td> </tr> <tr> <td>Capital</td> <td></td> <td></td> <td></td> <td></td> <td></td> <td></td> <td></td> <td></td> <td>35</td> <td></td> <td></td> <td></td> <td>35</td> </tr> <tr> <td>Total Operating</td> <td></td> <td></td> <td></td> <td></td> <td></td> <td></td> <td></td> <td></td> <td>223</td> <td>188</td> <td>188</td> <td></td> <td>599</td> </tr> </tbody> </table>																								Prior Actual	Est FY25	Calc. for FY26		New \$ FY26	FY26	FY27	FY28	FY29	FY30	FY31	FUTURE	Total	Orig. FY26	Est c/o to FY26	EXPENDITURE PLAN (000'S)														Design/Arch/Eng							1,218						1,218	Land (or ROW)														Construction							7,039						7,039	Internal Costs														Equipment & Furnishings														Interest														Other Fees & Costs														Total Project Cost							8,257						8,257	FUNDING PLAN (000'S)														Pending Sales Tax 2026							8,257						8,257																																											Total Funding							8,257						8,257	LOAN REPAYMENT SCHEDULE (000'S)																																										Total Loan Repayment														ANNUAL OPERATING BUDGET IMPACT (000'S)														Personal Svc.									18	18	18		54	Non-personal									170	170	170		510	Capital									35				35	Total Operating									223	188	188		599
	Prior Actual	Est FY25	Calc. for FY26		New \$ FY26	FY26	FY27	FY28	FY29	FY30	FY31	FUTURE	Total																																																																																																																																																																																																																																																																																																																																																																									
			Orig. FY26	Est c/o to FY26																																																																																																																																																																																																																																																																																																																																																																																		
EXPENDITURE PLAN (000'S)																																																																																																																																																																																																																																																																																																																																																																																						
Design/Arch/Eng							1,218						1,218																																																																																																																																																																																																																																																																																																																																																																									
Land (or ROW)																																																																																																																																																																																																																																																																																																																																																																																						
Construction							7,039						7,039																																																																																																																																																																																																																																																																																																																																																																									
Internal Costs																																																																																																																																																																																																																																																																																																																																																																																						
Equipment & Furnishings																																																																																																																																																																																																																																																																																																																																																																																						
Interest																																																																																																																																																																																																																																																																																																																																																																																						
Other Fees & Costs																																																																																																																																																																																																																																																																																																																																																																																						
Total Project Cost							8,257						8,257																																																																																																																																																																																																																																																																																																																																																																									
FUNDING PLAN (000'S)																																																																																																																																																																																																																																																																																																																																																																																						
Pending Sales Tax 2026							8,257						8,257																																																																																																																																																																																																																																																																																																																																																																									
Total Funding							8,257						8,257																																																																																																																																																																																																																																																																																																																																																																									
LOAN REPAYMENT SCHEDULE (000'S)																																																																																																																																																																																																																																																																																																																																																																																						
Total Loan Repayment																																																																																																																																																																																																																																																																																																																																																																																						
ANNUAL OPERATING BUDGET IMPACT (000'S)																																																																																																																																																																																																																																																																																																																																																																																						
Personal Svc.									18	18	18		54																																																																																																																																																																																																																																																																																																																																																																									
Non-personal									170	170	170		510																																																																																																																																																																																																																																																																																																																																																																									
Capital									35				35																																																																																																																																																																																																																																																																																																																																																																									
Total Operating									223	188	188		599																																																																																																																																																																																																																																																																																																																																																																									

FY2026 Capital Improvements Budget / FY 2026 - FY 2031 Project Detail						Project No. c192601																						
GENERAL PROJECT DATA:		Status	New	CONCURRENCY REQUIREMENTS (Y/N)		PROJECT NEED	PROJECT	FY26			FY27			FY28			FY29			FY30			FY31					
Project Title:		Charlotte County Health Dept 1100 Loveland Generator (HMGP-4673)		Does project add new capacity?		No	CRITERIA	SCHEDULE	1	2	3	4	1	2	3	4	1	2	3	4	1	2	3	4	1	2	3	4
Functional Area:		Facilities		Is project required to maintain level of service:			Safety	Design/Arch																				
Department:		Facilities Management		- Within 5 years? List project in CIE		Yes	Mandate	Land/ROW																				
Location:		Mid County		- From 6 to 10 years? Monitor Annually		Yes/No	Replace	Construct																				
							Growth	Equipment																				


PROJECT DESCRIPTION:
As part of the HMGP grant program design, procure, and install a supplemental generator to support full facility operations when power is interrupted.

PROJECT RATIONALE (Include Additional LOS Detail, if necessary):
The Health Department facility currently has a generator that supports life safety. The facility is the COOP location for the Special Needs Shelter during disaster for evacuations.

OPERATING BUDGET IMPACT:
Non-Personnel SVC Operating/Maintenance

REPLACEMENT COUNTY PROPERTY NO.:

	Prior Actual	Est FY25	Calc. for FY26			FY26	FY27	FY28	FY29	FY30	FY31	FUTURE	Total
			Orig. FY26	Est c/o to FY26	New \$ FY26								
EXPENDITURE PLAN (000'S)													
Design/Arch/Eng													
Land (or ROW)													
Construction													
Internal Costs													
Equipment								441					441
Interest													
Other Fees & Costs													
Total Project Cost								441					441
FUNDING PLAN (000'S)													
Capital Projects Fund								294					294
Grants Pending								147					147
Total Funding								441					441
LOAN REPAYMENT SCHEDULE (000'S)													
Total Loan Repayment													
OPERATING BUDGET IMPACT (000'S)													
Personal Svc.										9	9		18
Non-personal													
Capital													
Total Operating										9	9		18



FY2026 Capital Improvements Budget / FY 2026 - FY 2031 Project Detail

Project No. c192605

GENERAL PROJECT DATA:		Status: New	CONCURRENCY REQUIREMENTS (Y/N)		PROJECT NEED CRITERIA	PROJECT SCHEDULE	FY26	FY27	FY28	FY29	FY30	FY31	
Project Title:	Clerk Records Warehouse Replacement		Does project add new capacity?	Yes	Safety	1	2	3	4	1	2	3	4
Functional Area:	Facilities		Is project required to maintain level of service:		Mandate								
Department:	Facilities Management		- Within 5 years? List project in CIE	Yes	Replace	X							
Location:	Mid-County		- From 6 to 10 years? Monitor Annually	No	Growth								

PROJECT DESCRIPTION:
Design and Construct a new 20,000 sqft Clerks Records Warehouse to meet critical infrastructure requirements.

PROJECT RATIONALE (Include Additional LOS Detail, if necessary):
Current facility is near the end of life and does not meet critical infrastructure requirement. Growth in the county and organization require additional space.

OPERATING BUDGET IMPACT:
No Change

REPLACEMENT COUNTY PROPERTY NO.:

	Prior Actual	Est FY25	Calc. for FY26			FY26	FY27	FY28	FY29	FY30	FY31	FUTURE	Total
			Orig. FY26	Est c/o to FY26	New \$ FY26								
EXPENDITURE PLAN (000'S)													
Design/Arch/Eng								1,172					1,172
Land (or ROW)													
Construction								9,691					9,691
Internal Costs													
Equipment													
Interest													
Other Fees & Costs													
Total Project Cost								10,863					10,863
FUNDING PLAN (000'S)													
Pending Sales Tax 2026								10,863					10,863
Total Funding								10,863					10,863
LOAN REPAYMENT SCHEDULE (000'S)													
Total Loan Repayment													
OPERATING BUDGET IMPACT (000'S)													
Personal Svc.													
Non-personal													
Capital													
Total Operating													

FY2026 Capital Improvements Budget / FY 2026 - FY 2031 Project Detail

Project No. c192606

GENERAL PROJECT DATA:		Status	New	CONCURRENCY REQUIREMENTS		(Y/N)	PROJECT NEED		PROJECT SCHEDULE		FY26	FY27	FY28	FY29	FY30	FY31											
Project Title:	Countywide Elevator Assessment			Does project add new capacity?	No		CRITERIA		SCHEDULE		1	2	3	4	1	2	3	4	1	2	3	4	1	2	3	4	
Functional Area:	Facilities			Is project required to maintain level of service:			Safety	X	Design/Arch																		
Department:	Facilities Management			- Within 5 years? List project in CIE	Yes		Mandate		Land/ROW																		
Location:	Mid, South and West			- From 6 to 10 years? Monitor Annually	Yes		Replace		Construct																		
							Growth		Equipment																		

PROJECT DESCRIPTION:
 Consultant evaluation of elevators to determine condition, phased repairs or replacements and defined specifications with cost estimates.
 Locations
 Murdock Administration A & B (3 Elevators)
 Public Safety EOC (1 Elevator)
 Fire Station 10 (1 Elevator)

OPERATING BUDGET IMPACT:
 None

PROJECT RATIONALE (Include Additional LOS Detail, if necessary):
 Elevator design is proprietary to specific manufacturers, a comprehensive evaluation of the county inventory is necessary to understand the scope of repair, replacement life expectancy of each system. A priority level of repair and replacement will be generated from this evaluation with funding to phase implementation.

REPLACEMENT COUNTY PROPERTY NO.:

	Prior Actual	Est FY25	Calc. for FY26		New \$ FY26	FY26	FY27	FY28	FY29	FY30	FY31	FUTURE	Total
			Orig. FY26	Est c/o to FY26									
EXPENDITURE PLAN (000'S)													
Design/Arch/Eng					300	300							300
Land (or ROW)													
Construction					700	700							700
Internal Costs													
Equipment													
Interest													
Other Fees & Costs													
Total Project Cost					1,000	1,000							1,000
FUNDING PLAN (000'S)													
Capital Projects Fund					1,000	1,000							1,000
Total Funding					1,000	1,000							1,000
LOAN REPAYMENT SCHEDULE (000'S)													
Total Loan Repayment													
OPERATING BUDGET IMPACT (000'S)													
Personal Svc.													
Non-personal													
Capital													
Total Operating													

FY2026 Capital Improvements Budget / FY 2026 - FY 2031 Project Detail													Project No. c192401																																																																																																																																																																																																																																																																																																																																																																																																																																																													
GENERAL PROJECT DATA:		Status	In Progress	CONCURRENCY REQUIREMENTS		(Y/N)		PROJECT NEED		PROJECT CRITERIA		PROJECT SCHEDULE		FY26	FY27	FY28	FY29	FY30	FY31																																																																																																																																																																																																																																																																																																																																																																																																																																																							
Project Title:		Cultural Center/Library Replacement		Does project add new capacity?		TBD		Safety		Design/Arch		1	2	3	4	1	2	3	4	1	2	3	4																																																																																																																																																																																																																																																																																																																																																																																																																																																			
Functional Area:		Facility Infrastructure		Is project required to maintain level of service:		N/A		Mandate		Land/ROW																																																																																																																																																																																																																																																																																																																																																																																																																																																																
Department:		Community Services		- Within 5 years? List project in CIE		N/A		Replace		Construct																																																																																																																																																																																																																																																																																																																																																																																																																																																																
Location:		Mid County		- From 6 to 10 years? Monitor Annually		N/A		Growth		Equipment																																																																																																																																																																																																																																																																																																																																																																																																																																																																
PROJECT DESCRIPTION:													PROJECT RATIONALE (Include Additional LOS Detail, if necessary):																																																																																																																																																																																																																																																																																																																																																																																																																																																													
Masterplan, design and construct a replacement Cultural Center, including a replacment Port Charlotte Library and Historical Center components. Combines the Port Charlotte Library, Historical Center and Cultural Center into one project. Project includes demolition of existiting facility.													This project is a high priority project of the Board of County Commissioners with direction provided to move forward with planning replacement of the full facility on March 12th 2024 during the regular agenda. Project includes combining the Port Charlotte Library replacement and a Historical Center component.																																																																																																																																																																																																																																																																																																																																																																																																																																																													
Other Fees and Costs represents an estimate to demolish the existing infrastructure to ready the site for the replacment building. Amended 3/26/24 to provide funding for Master Planning ahead of the design.																																																																																																																																																																																																																																																																																																																																																																																																																																																																										
OPERATING BUDGET IMPACT:																																																																																																																																																																																																																																																																																																																																																																																																																																																																										
Operating Budget based upon new 45,000 sq./ft. building.																																																																																																																																																																																																																																																																																																																																																																																																																																																																										
<table border="1" style="width:100%; border-collapse: collapse;"> <thead> <tr> <th colspan="5">Calc. for FY26</th> <th colspan="2">FY26</th> <th colspan="2">FY27</th> <th colspan="2">FY28</th> <th colspan="2">FY29</th> <th colspan="2">FY30</th> <th colspan="2">FY31</th> <th colspan="2">FUTURE</th> <th>Total</th> </tr> <tr> <th>Prior Actual</th> <th>Est FY25</th> <th>Orig. FY26</th> <th>Est c/o to FY26</th> <th>New \$ FY26</th> <th>FY26</th> <th>FY27</th> <th>FY28</th> <th>FY29</th> <th>FY30</th> <th>FY31</th> <th>FUTURE</th> <th>Total</th> <th>Total</th> <th>Total</th> <th>Total</th> <th>Total</th> <th>Total</th> <th>Total</th> </tr> </thead> <tbody> <tr> <td colspan="19" style="text-align: center;">EXPENDITURE PLAN (000'S)</td> </tr> <tr> <td>Design/Arch/Eng</td> <td></td> <td>21</td> <td></td> <td>729</td> <td>729</td> <td>3,936</td> <td></td> <td></td> <td></td> <td></td> <td></td> <td></td> <td></td> <td></td> <td></td> <td></td> <td></td> <td></td> <td>4,686</td> </tr> <tr> <td>Land (or ROW)</td> <td></td> <td></td> <td></td> <td></td> <td></td> <td></td> <td></td> <td></td> <td></td> <td></td> <td></td> <td></td> <td></td> <td></td> <td></td> <td></td> <td></td> <td></td> <td></td> </tr> <tr> <td>Construction</td> <td></td> <td></td> <td></td> <td></td> <td></td> <td>60,254</td> <td></td> <td></td> <td></td> <td></td> <td></td> <td></td> <td></td> <td></td> <td></td> <td></td> <td></td> <td></td> <td>60,254</td> </tr> <tr> <td>Internal Costs</td> <td></td> <td></td> <td></td> <td></td> <td></td> <td></td> <td></td> <td></td> <td></td> <td></td> <td></td> <td></td> <td></td> <td></td> <td></td> <td></td> <td></td> <td></td> <td></td> </tr> <tr> <td>Equipment & Furnishings</td> <td></td> <td></td> <td></td> <td></td> <td></td> <td>1,600</td> <td></td> <td></td> <td></td> <td></td> <td></td> <td></td> <td></td> <td></td> <td></td> <td></td> <td></td> <td></td> <td>1,600</td> </tr> <tr> <td>Interest</td> <td></td> <td></td> <td></td> <td></td> <td></td> <td></td> <td></td> <td></td> <td></td> <td></td> <td></td> <td></td> <td></td> <td></td> <td></td> <td></td> <td></td> <td></td> <td></td> </tr> <tr> <td>Other Fees & Costs</td> <td></td> <td></td> <td>2,000</td> <td></td> <td>121</td> <td>2,121</td> <td></td> <td></td> <td></td> <td></td> <td></td> <td></td> <td></td> <td></td> <td></td> <td></td> <td></td> <td></td> <td>2,121</td> </tr> <tr> <td></td> <td></td> <td></td> <td></td> <td></td> <td></td> <td></td> <td></td> <td></td> <td></td> <td></td> <td></td> <td></td> <td></td> <td></td> <td></td> <td></td> <td></td> <td></td> <td></td> </tr> <tr> <td></td> <td></td> <td></td> <td></td> <td></td> <td></td> <td></td> <td></td> <td></td> <td></td> <td></td> <td></td> <td></td> <td></td> <td></td> <td></td> <td></td> <td></td> <td></td> <td></td> </tr> <tr> <td>Total Project Cost</td> <td></td> <td>21</td> <td>2,000</td> <td>729</td> <td>121</td> <td>2,850</td> <td>65,790</td> <td></td> <td></td> <td></td> <td></td> <td></td> <td></td> <td></td> <td></td> <td></td> <td></td> <td></td> <td>68,661</td> </tr> <tr> <td colspan="19" style="text-align: center;">LOAN REPAYMENT SCHEDULE (000'S)</td> </tr> <tr> <td></td> <td></td> <td></td> <td></td> <td></td> <td></td> <td></td> <td></td> <td></td> <td></td> <td></td> <td></td> <td></td> <td></td> <td></td> <td></td> <td></td> <td></td> <td></td> <td></td> </tr> <tr> <td></td> <td></td> <td></td> <td></td> <td></td> <td></td> <td></td> <td></td> <td></td> <td></td> <td></td> <td></td> <td></td> <td></td> <td></td> <td></td> <td></td> <td></td> <td></td> <td></td> </tr> <tr> <td>Total Loan Repayment</td> <td></td> <td></td> <td></td> <td></td> <td></td> <td></td> <td></td> <td></td> <td></td> <td></td> <td></td> <td></td> <td></td> <td></td> <td></td> <td></td> <td></td> <td></td> <td></td> </tr> <tr> <td colspan="19" style="text-align: center;">ANNUAL OPERATING BUDGET IMPACT (000'S)</td> </tr> <tr> <td>Personal Svc.</td> <td></td> <td></td> <td></td> <td></td> <td></td> <td></td> <td></td> <td></td> <td></td> <td></td> <td></td> <td></td> <td></td> <td></td> <td></td> <td></td> <td></td> <td></td> <td></td> </tr> <tr> <td>Non-personal</td> <td></td> <td></td> <td></td> <td></td> <td></td> <td></td> <td></td> <td></td> <td>142</td> <td>142</td> <td>142</td> <td>142</td> <td></td> <td></td> <td></td> <td></td> <td></td> <td></td> <td>567</td> </tr> <tr> <td>Capital</td> <td></td> <td></td> <td></td> <td></td> <td></td> <td></td> <td></td> <td></td> <td></td> <td></td> <td></td> <td></td> <td></td> <td></td> <td></td> <td></td> <td></td> <td></td> <td></td> </tr> <tr> <td>Total Operating</td> <td></td> <td></td> <td></td> <td></td> <td></td> <td></td> <td></td> <td></td> <td>142</td> <td>142</td> <td>142</td> <td>142</td> <td></td> <td></td> <td></td> <td></td> <td></td> <td></td> <td>567</td> </tr> </tbody> </table>													Calc. for FY26					FY26		FY27		FY28		FY29		FY30		FY31		FUTURE		Total	Prior Actual	Est FY25	Orig. FY26	Est c/o to FY26	New \$ FY26	FY26	FY27	FY28	FY29	FY30	FY31	FUTURE	Total	Total	Total	Total	Total	Total	Total	EXPENDITURE PLAN (000'S)																			Design/Arch/Eng		21		729	729	3,936													4,686	Land (or ROW)																				Construction						60,254													60,254	Internal Costs																				Equipment & Furnishings						1,600													1,600	Interest																				Other Fees & Costs			2,000		121	2,121													2,121																																									Total Project Cost		21	2,000	729	121	2,850	65,790												68,661	LOAN REPAYMENT SCHEDULE (000'S)																																																											Total Loan Repayment																				ANNUAL OPERATING BUDGET IMPACT (000'S)																			Personal Svc.																				Non-personal									142	142	142	142							567	Capital																				Total Operating									142	142	142	142							567										
Calc. for FY26					FY26		FY27		FY28		FY29		FY30		FY31		FUTURE		Total																																																																																																																																																																																																																																																																																																																																																																																																																																																							
Prior Actual	Est FY25	Orig. FY26	Est c/o to FY26	New \$ FY26	FY26	FY27	FY28	FY29	FY30	FY31	FUTURE	Total	Total	Total	Total	Total	Total	Total																																																																																																																																																																																																																																																																																																																																																																																																																																																								
EXPENDITURE PLAN (000'S)																																																																																																																																																																																																																																																																																																																																																																																																																																																																										
Design/Arch/Eng		21		729	729	3,936													4,686																																																																																																																																																																																																																																																																																																																																																																																																																																																							
Land (or ROW)																																																																																																																																																																																																																																																																																																																																																																																																																																																																										
Construction						60,254													60,254																																																																																																																																																																																																																																																																																																																																																																																																																																																							
Internal Costs																																																																																																																																																																																																																																																																																																																																																																																																																																																																										
Equipment & Furnishings						1,600													1,600																																																																																																																																																																																																																																																																																																																																																																																																																																																							
Interest																																																																																																																																																																																																																																																																																																																																																																																																																																																																										
Other Fees & Costs			2,000		121	2,121													2,121																																																																																																																																																																																																																																																																																																																																																																																																																																																							
Total Project Cost		21	2,000	729	121	2,850	65,790												68,661																																																																																																																																																																																																																																																																																																																																																																																																																																																							
LOAN REPAYMENT SCHEDULE (000'S)																																																																																																																																																																																																																																																																																																																																																																																																																																																																										
Total Loan Repayment																																																																																																																																																																																																																																																																																																																																																																																																																																																																										
ANNUAL OPERATING BUDGET IMPACT (000'S)																																																																																																																																																																																																																																																																																																																																																																																																																																																																										
Personal Svc.																																																																																																																																																																																																																																																																																																																																																																																																																																																																										
Non-personal									142	142	142	142							567																																																																																																																																																																																																																																																																																																																																																																																																																																																							
Capital																																																																																																																																																																																																																																																																																																																																																																																																																																																																										
Total Operating									142	142	142	142							567																																																																																																																																																																																																																																																																																																																																																																																																																																																							

FY2026 Capital Improvements Budget / FY 2026 - FY 2031 Project Detail **Project No. c192301**

GENERAL PROJECT DATA:	Status In Progress	CONCURRENCY REQUIREMENTS (Y/N)	PROJECT NEED CRITERIA
Project Title:	Emergency Mgt Generators - FY23 HM Grant Pgm (4486 COVID)	Does project add new capacity? Yes/No	Safety X
Functional Area:	Facilities	Is project required to maintain level of service: - Within 5 years? List project in CIE Yes/No - From 6 to 10 years? Monitor Annually Yes/No	Mandate
Department:	Facilities		Replace
Location:	Mid County		Growth

PROJECT SCHEDULE	FY26			FY27			FY28			FY29			FY30			FY31				
	1	2	3	4	1	2	3	4	1	2	3	4	1	2	3	4	1	2	3	4
Desgn/Arch																				
Land/ROW																				
Construct																				
Equipment																				

PROJECT DESCRIPTION:
 Purchase and installation of a new 500 kW diesel generator, or the adequate size determined by the vendor and/or an electrical engineer during the bid process to appropriately support the critical facility. The project also includes an automatic transfer switch and all necessary electrical connections. The generators at Centennial Park and the Family Services Center will be installed on a concrete pad. The project also includes a 1,500 gallon above ground fuel tank. The generator at New Day Christian Church will be portable.

PROJECT RATIONALE (Include Additional LOS Detail, if necessary):
 Use of this facility as a critical care facility and designated host shelter in the event of a disaster is paramount to the citizens of Charlotte County. There is space for persons and food as well as other emergency related functions following a disaster event. The generator ensures this facility is fully functional during and after storm events in the case of power outages.

1. Centennial Park Generator Hazard Mitigation Grant, BA approved 2/28/23 3. New Day Christian Church Hazard Mitigation Grant, BA aprv 12/10/24
 2. Family Services Center Hazard Mitigation Grant, BA approved 2/28/23

The County has been receiving the Hazard Mitigation Grant Program (HMGP) grant for 5 years. Emergency Management goal is to mitigate against the loss of life, injuries, and damage caused by both natural and technological hazards that would adversely affect the residents and visitors to Charlotte County.

OPERATING BUDGET IMPACT:
 Annual impact includes maintenance contract for the generators of about \$2k per year, and fuel when testing and in service.

	Prior Actual	Est FY25	Calc. for FY26			FY26	FY27	FY28	FY29	FY30	FY31	FUTURE	Total
			Orig. FY26	Est c/o to FY26	New \$ FY26								
EXPENDITURE PLAN (000'S)													
Design/Arch/Eng													
Land (or ROW)													
Construction	16	57		1,188		1,188							1,261
Internal Costs													
Equipment and Furnishings													
Interest													
Other Fees & Costs													
Total Project Cost	16	57		1,188		1,188							1,261
FUNDING PLAN (000'S)													
Capital Projects Fund	16	57		53		53							126
Grants				1,135		1,135							1,135
Total Funding	16	57		1,188		1,188							1,261
LOAN REPAYMENT SCHEDULE (000'S)													
Total Loan Repayment													
ANNUAL OPERATING BUDGET IMPACT (000'S)													
Personal Svc.							6	6	6	6	6	6	36
Non-personal													
Capital													
Total Operating							6	6	6	6	6	6	36

	100% <u>Project Cost</u>	90% <u>Federal Cost</u>	10% <u>Non-Federal Cost</u>
1. Centennial Park			
\$420,378.00	\$378,340.20	\$42,037.80	
2. Family Services Center			
\$420,375.00	\$378,337.50	\$42,037.50	
subtotal	\$840,753.00	\$756,677.70	\$84,075.30
3. New Day Christian Church Shelter Generator			
\$420,375.00	\$378,337.50	\$42,037.50	

FY2026 Capital Improvements Budget / FY 2026 - FY 2031 Project Detail

GENERAL PROJECT DATA:		Status New	CONCURRENCY REQUIREMENTS (Y/N)		PROJECT NEED	PROJECT	Project No. c222602					
Project Title:	Emergency Management Generators (HMGP-467)		Does project add new capacity?	Yes/No	CRITERIA	SCHEDULE	FY26	FY27	FY28	FY29	FY30	FY31
Functional Area:	Facilities		Is project required to maintain level of service:		Safety	Design/Arch	1 2 3 4	1 2 3 4	1 2 3 4	1 2 3 4	1 2 3 4	1 2 3 4
Department:	Facilities Management		- Within 5 years? List project in CIE	Yes/No	Mandate	Land/ROW						
Location:	County wide		- From 6 to 10 years? Monitor Annually	Yes/No	Replace	Construct						
					Growth	Equipment						

PROJECT DESCRIPTION:
 As part of the HMGP grant program, design, procure, and install a fixed generator with required infrastructure at Kingsway Elementary School and Neil Armstrong to support shelter operations during disaster response.

PROJECT RATIONALE (Include Additional LOS Detail, if necessary):
 Kingsway Elementary School has a generator that supports life safety. A supplemental generator is needed to augment additional power needs during shelter activation activities.

OPERATING BUDGET IMPACT:
 Non-Personnel SVC Operating/Maintenance

REPLACEMENT COUNTY PROPERTY NO.:

	Prior Actual	Est FY25	Calc. for FY26			FY26	FY27	FY28	FY29	FY30	FY31	FUTURE	Total
			Orig. FY26	Est c/o to FY26	New \$ FY26								
EXPENDITURE PLAN (000'S)													
Design/Arch/Eng													
Land (or ROW)													
Construction													
Internal Costs													
Equipment								1,276					1,276
Interest													
Other Fees & Costs													
Total Project Cost								1,276					1,276
FUNDING PLAN (000'S)													
Grants Pending								1,276					1,276
Total Funding								1,276					1,276
LOAN REPAYMENT SCHEDULE (000'S)													
Total Loan Repayment													
OPERATING BUDGET IMPACT (000'S)													
Personal Svc.										19	19		38
Non-personal													
Capital													
Total Operating										19	19		38



FY2026 Capital Improvements Budget / FY 2026 - FY 2031 Project Detail Project No. **c222404**

GENERAL PROJECT DATA:		Status: In progress	CONCURRENCY REQUIREMENTS (Y/N)		PROJECT NEED CRITERIA	PROJECT SCHEDULE	FY26		FY27		FY28		FY29		FY30		FY31			
Project Title:	Emergency Operations Center Expansion		Does project add new capacity?	Yes			1	2	3	4	1	2	3	4	1	2	3	4	1	2
Functional Area:	Public Safety	Is project required to maintain level of service:			Mandate	Design/Arch														
Department:	Facilities Management	- Within 5 years? List project in CIE			Replace	Land/ROW														
Location:	South County	- From 6 to 10 years? Monitor Annually			Growth	Construct														
						Equipment														

PROJECT DESCRIPTION:
 Evaluate and provide options to expand the operations of the Emergency Operations Center and Public Safety Department. Operational expansion to include buildout and reconfiguration of existing facility pending design evaluations. Project needs are a commercial kitchen, revitalized bunk space, expansion of services to support emergency operations, improved infrastructure, and updated systems. Design evaluations to consider multiple options to meet the need.

Amended/New CIP adopted 12/12/23.

OPERATING BUDGET IMPACT:
 Minimal impacts to an expanded footprint.

PROJECT RATIONALE (Include Additional LOS Detail, if necessary):
 The continued growth of Charlotte County require an enhanced disaster response through a whole community approach an collaborative problem solving to ensure timely protective actions, a more educated, informed and prepared population and resilient infrastructure.

	Prior Actual	Est FY25	Calc. for FY26		New \$ FY26	FY26	FY27	FY28	FY29	FY30	FY31	FUTURE	Total
			Orig. FY26	Est c/o to FY26									
EXPENDITURE PLAN (000'S)													
Design/Arch/Eng		30		970		970							1,000
Land (or ROW)					1	1							1
Construction				9,000	7,425	16,425							16,425
Internal Costs													
Equipment & Furnishings				2,000		2,000							2,000
Interest													
Other Fees & Costs													
Total Project Cost		30		11,970	7,426	19,396							19,426
FUNDING PLAN (000'S)													
Grants		30		11,970		11,970							12,000
Capital Projects Fund					7,426	7,426							7,426
Total Funding		30		11,970	7,426	19,396							19,426
LOAN REPAYMENT SCHEDULE (000'S)													
Total Loan Repayment													
OPERATING BUDGET IMPACT (000'S)													
Personal Svc.													
Non-personal Capital							85	85	85	85	85		426
Total Operating							85	85	85	85	85		426

FY2026 Capital Improvements Budget / FY 2026 - FY 2031 Project Detail											Project No. c191411																																							
GENERAL PROJECT DATA:		Status	In Progress	CONCURRENCY REQUIREMENTS				(Y/N)	PROJECT NEED CRITERIA		PROJECT SCHEDULE	FY26	FY27	FY28	FY29	FY30	FY31																																	
Project Title: Energy Performance Improvement Measures				Does project add new capacity?		No		Safety		Design/Arch	1	2	3	4	1	2	3	4																																
Functional Area: Facilities				Is project required to maintain level of service:		N/A		Mandate		Land/ROW																																								
Department: Facilities Construction and Maintenance				- Within 5 years? List project in CIE				Replace		Other Fees																																								
Location: Countywide				- From 6 to 10 years? Monitor Annually				Growth		Principal/Int																																								
PROJECT DESCRIPTION:											PROJECT RATIONALE (Include Additional LOS Detail, if necessary):																																							
Implement facility energy performance improvement measures (FIMs) identified in the approved investment grade energy audit performed on County facilities. FIM groups include lighting, HVAC controls, HVAC equipment, geothermal pool system, pool pump and disinfection systems, building weatherization and water conservation elements. Repayment of the loan from the departments receiving the improvements.											By implementing energy performance savings contract, energy savings can be realized immediately. Project costs to be repaid through annual savings over time.																																							
Other Fees & Costs represents the annual payment for Measurement & Verificaton, per the contract with Siemens. Loan paid off in 2024, however the reimbursement from department continues on schedule.											While the loan agreement is for 10 years, the departments will continue repayment at the set amounts until the full value of the loan principal is returned to the Capital Projects fund.																																							
OPERATING BUDGET IMPACT:																																																		
approximate average annual savings in energy and utility costs: \$220,000.																																																		
approximate average annual savings in operational costs: \$40,000																																																		
The operating impact "recovery" reflects reimbursement of both actual debt proceeds as well as estimated interest.																																																		
<table border="1"> <thead> <tr> <th colspan="2"></th> <th colspan="5">Calc. for FY26</th> <th colspan="10"></th> </tr> <tr> <th>Prior Actual</th> <th>Est FY25</th> <th>Orig. FY26</th> <th>Est c/o to FY26</th> <th>New \$ FY26</th> <th>FY26</th> <th>FY27</th> <th>FY28</th> <th>FY29</th> <th>FY30</th> <th>FY31</th> <th>FUTURE</th> <th>Total</th> <th colspan="4"></th> </tr> </thead> </table>													Calc. for FY26															Prior Actual	Est FY25	Orig. FY26	Est c/o to FY26	New \$ FY26	FY26	FY27	FY28	FY29	FY30	FY31	FUTURE	Total										
		Calc. for FY26																																																
Prior Actual	Est FY25	Orig. FY26	Est c/o to FY26	New \$ FY26	FY26	FY27	FY28	FY29	FY30	FY31	FUTURE	Total																																						
EXPENDITURE PLAN (000'S)																																																		
Design/Arch/Eng	149																	149	Facility improvement measures were implemented at the following facilities: Public Safety/EOC County Jail Sheriff Administration South County Annex Murdock Administrative Center Buildings A, B, C Historic Courthouse East Port Environmental Campus Administration Bldg. East Port Waste Water Treatment Plant Charlotte Sports Park Family Services Center Fire/EMS Vehicle Maintenance Ann Dever Memorial Regional Park Pool South County Regional Park Pool West Port Waste Water Treatment Plant																															
Land (or ROW)																																																		
Construction	3,460																	3,460																																
Internal Costs																																																		
Equipment & Furnishings																																																		
Interest	546																	546																																
Other Fees & Costs	210	27	29	28		56	29	30	31									384																																
Total Project Cost	4,365	27	29	28		56	29	30	31									4,539																																
FUNDING PLAN (000'S)																																																		
Capital Projects Fund	665	27	29	28		56	29	30	31									839																																
Debt Proceeds	3,700																	3,700																																
Total Funding	4,365	27	29	28		56	29	30	31									4,539																																
LOAN REPAYMENT SCHEDULE (000'S)																																																		
Capital Projects Fund	3,700																	3,700																																
Total Loan Repayment	3,700																	3,700																																
ANNUAL OPERATING BUDGET IMPACT (000'S)																																																		
Personal Svc.																																																		
Non-personal	-2,404	-267	-267			-267	-267	-267	-227									-3,700																																
Capital																																																		
Total Operating	-2,404	-267	-267			-267	-267	-267	-227									-3,700																																

FY2026 Capital Improvements Budget / FY 2026 - FY 2031 Project Detail

Project No. c192201

GENERAL PROJECT DATA:		Status In Progress	CONCURRENCY REQUIREMENTS (Y/N)		PROJECT NEED		PROJECT SCHEDULE		FY26	FY27	FY28	FY29	FY30	FY31
Project Title:	Facilities Department Renovations		Does project add new capacity?	Yes/No	CRITERIA		SCHEDULE		1 2 3 4	1 2 3 4	1 2 3 4	1 2 3 4	1 2 3 4	1 2 3 4
Functional Area:	Facilities		Is project required to maintain level of service:	Yes/No	Safety		Design/Arch							
Department:	Facilities Construction and Maintenance		- Within 5 years? List project in CIE	Yes/No	Mandate		Land/ROW							
Location:	Murdock Building B & D		- From 6 to 10 years? Monitor Annually	Yes/No	Replace	X	Construct							
					Growth		Equipment							

PROJECT DESCRIPTION:
Renovate the 2nd floor of Murdock building B, Murdock building D to accommodate the growing needs of the Facilities Construction and Maintenance Department.

PROJECT RATIONALE (Include Additional LOS Detail, if necessary):
The Murdock Building D has been the administrative hub of the Facilities department. Due to the rapid growth of the county and the hiring of additional Facilities staff, The D building can no longer meet the spatial needs of the department. Facilities has relocated staff temporarily within the Fleet building, Murdock building B 1st & 2nd floor, Murdock building A, and Murdock building D. This project will renovate the Murdock building B 2nd floor to house facilities administration and convert Murdock building D into the Facilities maintenance and operations building.

OPERATING BUDGET IMPACT:
No additional operational impacts.

REPLACEMENT COUNTY PROPERTY NO.:

	Prior Actual	Est FY25	Calc. for FY26		New \$ FY26	FY26	FY27	FY28	FY29	FY30	FY31	FUTURE	Total
			Orig. FY26	Est c/o to FY26									
EXPENDITURE PLAN (000'S)													
Design/Arch/Eng	52	8		95		95							155
Land (or ROW)													
Construction	19	10		1,370		1,370							1,400
Internal Costs													
Equipment & Furnishings	3			-3		-3							
Interest													
Other Fees & Costs													
Total Project Cost	74	18		1,463		1,463							1,555
FUNDING PLAN (000'S)													
Capital Projects Fund	74	18		1,463		1,463							1,555
Total Funding	74	18		1,463		1,463							1,555
LOAN REPAYMENT SCHEDULE (000'S)													
Total Loan Repayment													
ANNUAL OPERATING BUDGET IMPACT (000'S)													
Personal Svc.													
Non-personal													
Capital													
Total Operating													



FY2026 Capital Improvements Budget / FY 2026 - FY 2031 Project Detail

GENERAL PROJECT DATA:		Status New	CONCURRENCY REQUIREMENTS		(Y/N)	PROJECT NEED		PROJECT		Project No.		c192602			
Project Title:	Fleet Management Building		Does project add new capacity?	Yes/No		CRITERIA		SCHEDULE		FY26	FY27	FY28	FY29	FY30	FY31
Functional Area:	Facilities		Is project required to maintain level of service:	Yes/No		Safety	Design/Arch	1	2	3	4	1	2	3	4
Department:	Facilities Management		- Within 5 years? List project in CIE	Yes/No		Mandate	Land/ROW								
Location:	Mid County		- From 6 to 10 years? Monitor Annually	Yes/No		Replace	Construct								
						Growth	Equipment								

PROJECT DESCRIPTION:
 30,000 SF Facility on 8-10 acres with offices, waiting room, conference room, breakroom, locker rooms with uniform storage, unisex individual restrooms, and showers. Shop to include open space, direct connect exhaust, floor drains, (2) supervisor offices, (1) drive-thru bay, (3) other bays, and dedicated fab-shop (bay size w/ crane & welding), adjacent Parts Building connected to shop with large lockable double doors (accommodates forklift), with an additional separate outdoor entrance, has tire storage area, parts counter, mini-warehouse. (50x100), fuel yard, outdoor storage area that is fenced, lean-to tire shop, separate secured storage building for tools and equipment (20x40), wash area that can accommodate large semi-truck size, with Public Entrance and Fleet Staff only entrance.

PROJECT RATIONALE (Include Additional LOS Detail, if necessary):
 The current Fleet Facility is built out to its maximum potential and is at its end of life, which has been accelerated by Hurricane Ian. A new facility is required for growth, located at the Loveland O&M Complex.

OPERATING BUDGET IMPACT:
 Non-Personnel SVC Operating/Maintenance

REPLACEMENT COUNTY PROPERTY NO.:

	Prior Actual	Est FY25	Calc. for FY26			FY26	FY27	FY28	FY29	FY30	FY31	FUTURE	Total
			Orig. FY26	Est c/o to FY26	New \$ FY26								
EXPENDITURE PLAN (000'S)													
Design/Arch/Eng								3,137					3,137
Land (or ROW)													
Construction								23,909					23,909
Internal Costs													
Equipment													
Interest													
Other Fees & Costs													
Total Project Cost								27,046					27,046
FUNDING PLAN (000'S)													
Pending Sales Tax 2026								27,046					27,046
Total Funding								27,046					27,046
LOAN REPAYMENT SCHEDULE (000'S)													
Total Loan Repayment													
OPERATING BUDGET IMPACT (000'S)													
Personal Svc.													
Non-personal									22	22			44
Capital													
Total Operating									22	22			44



FY2026 Capital Improvements Budget / FY 2026 - FY 2031 Project Detail													Project No. c192202																								
GENERAL PROJECT DATA:			Status	In Progress	CONCURRENCY REQUIREMENTS			(Y/N)	PROJECT NEED CRITERIA				PROJECT SCHEDULE		FY26	FY27	FY28	FY29	FY30	FY31																	
Project Title: Loveland Bldg Renov (former Human Services space)			Does project add new capacity?		No				Safety	X	Design/Arch		1	2	3	4	1	2	3	4	1	2	3	4	1	2	3	4	1	2	3	4					
Functional Area: Family Services			Is project required to maintain level of service:		- Within 5 years? List project in CIE			N/A	Mandate		Land/ROW																										
Department: Human Services					- From 6 to 10 years? Monitor Annually			N/A	Replace		Construct																										
Location: Mid County									Growth	X	Equipment																										
PROJECT DESCRIPTION:													PROJECT RATIONALE (Include Additional LOS Detail, if necessary):																								
Renovate the area previously occupied by Human Services at the Loveland Blvd address.													To prepare the space for another occupant.																								
OPERATING BUDGET IMPACT:																																					
No additional operating impacts.																																					
Calc. for FY26																																					
	Prior Actual	Est FY25	Orig. FY26	Est c/o to FY26	New \$ FY26	FY26	FY27	FY28	FY29	FY30	FY31	FUTURE	Total																								
EXPENDITURE PLAN (000'S)																																					
Design/Arch/Eng																																					
Land (or ROW)																																					
Construction			2,227		-106	2,121																															
Internal Costs																																					
Equipment & Furnishings																																					
Interest																																					
Other Fees & Costs																																					
Total Project Cost			2,227		-106	2,121																															2,121
FUNDING PLAN (000'S)																																					
Capital Projects Fund																																					
Pending Sales Tax 2026			2,227		-106	2,121																															
Total Funding			2,227		-106	2,121																															2,121
LOAN REPAYMENT SCHEDULE (000'S)																																					
Total Loan Repayment																																					
ANNUAL OPERATING BUDGET IMPACT (000'S)																																					
Personal Svc.																																					
Non-personal																																					
Capital																																					
Total Operating																																					

FY2026 Capital Improvements Budget / FY 2026 - FY 2031 Project Detail

Project No. c622201

GENERAL PROJECT DATA:		Status	In Progress	CONCURRENCY REQUIREMENTS		No	PROJECT NEED	PROJECT	FY26	FY27	FY28	FY29	FY30	FY31
Project Title: Mosquito Control Building at Babcock Ranch				Does project add new capacity?		No	CRITERIA	SCHEDULE	1 2 3 4	1 2 3 4	1 2 3 4	1 2 3 4	1 2 3 4	1 2 3 4
Functional Area:	Public Services			Is project required to maintain level of service:			Safety	Design/Arch						
Department:	Facilities Construction & Maintenance			- Within 5 years? List project in CIE		N/A	Mandate	Land/ROW						
Location:	South County			- From 6 to 10 years? Monitor Annually		N/A	Replace	Construct						
							Growth	Equipment						

PROJECT DESCRIPTION:
 The developer agreement with Kitson, developers of the Babcock Ranch, includes that the developer build the core and shell of a new Mosquito Control Chemical warehouse.
 It is the responsibility of the County to finish the interior elements of the building.

PROJECT RATIONALE (Include Additional LOS Detail, if necessary):

OPERATING BUDGET IMPACT:
 To be determined.

		Calc. for FY26					FY26	FY27	FY28	FY29	FY30	FY31	FUTURE	Total
Prior Actual	Est FY25	Orig. FY26	Est c/o to FY26	New \$ FY26										
EXPENDITURE PLAN (000'S)														
Design/Arch/Eng			68		68								68	
Land (or ROW)														
Construction			450		450								450	
Internal Costs														
Equipment & Furnishings														
Interest														
Other Fees & Costs														
Total Project Cost			518		518								518	
FUNDING PLAN (000'S)														
Capital Projects Fund														
Impact Fees			518		518								518	
Total Funding			518		518								518	
LOAN REPAYMENT SCHEDULE (000'S)														
Total Loan Repayment														
ANNUAL OPERATING BUDGET IMPACT (000'S)														
Personal Svc.														
Non-personal							46	46	46	46	46		231	
Capital														
Total Operating							46	46	46	46	46		231	

FY2026 Capital Improvements Budget / FY 2026 - FY 2031 Project Detail

GENERAL PROJECT DATA:		Status New	CONCURRENCY REQUIREMENTS (Y/N)		PROJECT NEED	PROJECT	Project No. c222608																				
Project Title:	Public Safety Saferoom (HMGP-4673)		Does project add new capacity?	Yes/No		CRITERIA	SCHEDULE	FY26			FY27			FY28			FY29			FY30			FY31				
Functional Area:	Facilities		Is project required to maintain level of service:			Safety	Design/Arch	1	2	3	4	1	2	3	4	1	2	3	4	1	2	3	4	1	2	3	4
Department:	Public Safety		- Within 5 years? List project in CIE	Yes/No		Mandate	Land/ROW																				
Location:	South County		- From 6 to 10 years? Monitor Annually	Yes/No		Replace	Construct																				
						Growth	Equipment																				

PROJECT DESCRIPTION:
 Following the terms of the HMGP grant process, plan, design, and construct a new facility to serve as a Special Needs Saferoom during activation activities. The facility will have various uses during normal operations that will reduce the need for space across the organization.

PROJECT RATIONALE (Include Additional LOS Detail, if necessary):
 The County currently lacks a dedicated owned facility for a Special Needs Shelter, relying on an agreement with a local Church for such purposes during severe weather or tropical events. The arrangements presents several challenges: the church could terminate the shelter agreement at any time, insufficient storage space for supplies, logistical complexities in setup due to limited access and lack of an onsite generator.

OPERATING BUDGET IMPACT:
 Personnel SVC 1FTE
 Non-Personnel SVC Operating/Maintenance
 Capital 1 vehicle

REPLACEMENT COUNTY PROPERTY NO.:

	Prior Actual	Est FY25	Calc. for FY26			FY26	FY27	FY28	FY29	FY30	FY31	FUTURE	Total
			Orig. FY26	Est c/o to FY26	New \$ FY26								
EXPENDITURE PLAN (000'S)													
Design/Arch/Eng								2,624					2,624
Land (or ROW)													
Construction								21,152					21,152
Internal Costs													
Equipment													
Interest													
Other Fees & Costs													
Total Project Cost								23,776					23,776
FUNDING PLAN (000'S)													
Capital Projects Fund								7,259					7,259
Grants Pending								16,517					16,517
Total Funding								23,776					23,776
LOAN REPAYMENT SCHEDULE (000'S)													
Total Loan Repayment													
OPERATING BUDGET IMPACT (000'S)													
Personal Svc.										84	84		168
Non-personal										100	100		200
Capital										102			102
Total Operating										286	184		470

FY2026 Capital Improvements Budget / FY 2026 - FY 2031 Project Detail

Project No. c222105

GENERAL PROJECT DATA:		Status	In Progress	CONCURRENCY REQUIREMENTS		No	PROJECT NEED CRITERIA		PROJECT SCHEDULE		FY26	FY27	FY28	FY29	FY30	FY31		
Project Title: Radio Management Warehouse				Does project add new capacity?		Yes	Safety <input checked="" type="checkbox"/>		Design/Arch		1	2	3	4	1	2	3	4
Functional Area: Public Safety				Is project required to maintain level of service:			Mandate		Land/ROW									
Department: Fire/EMS				- Within 5 years? List project in CIE		N/A	Replace <input checked="" type="checkbox"/>		Construct									
Location: County Wide				- From 6 to 10 years? Monitor Annually		N/A	Growth <input checked="" type="checkbox"/>		Equipment									

PROJECT DESCRIPTION:
Construct or remodel space for the countywide radio management warehouse, office and work area based on spatial needs and available building locations.

A total of \$750,000 was allocated in Tier 1 from the 2020 Sales Tax Extension.

PROJECT RATIONALE (Include Additional LOS Detail, if necessary):
Current storage and workspace area are insufficient for the radio management section. The section supports all county staff, sheriff's office, school board, and base of operations for P25 radio system.

OPERATING BUDGET IMPACT:
Building maintenance costs, janitorial, fire alarm monitoring, fire extinguisher inspections, backflow inspections, pest control, burglar alarm, electricity, water, sewer, landfill fees, and generator fuel charges.

	Prior Actual	Est FY25	Calc. for FY26		New \$ FY26	FY26	FY27	FY28	FY29	FY30	FY31	FUTURE	Total
			Orig. FY26	Est c/o to FY26									
EXPENDITURE PLAN (000'S)													
Design/Arch/Eng				100		100							100
Land (or ROW)													
Construction				706		706							706
Internal Costs													
Equipment & Furnishings													
Interest													
Other Fees & Costs													
Total Project Cost				806		806							806
FUNDING PLAN (000'S)													
Sales Tax 2020				806		806							806
Total Funding				806		806							806
LOAN REPAYMENT SCHEDULE (000'S)													
Total Loan Repayment													
ANNUAL OPERATING BUDGET IMPACT (000'S)													
Personal Svc.													
Non-personal Capital									39	39	39		117
Total Operating									39	39	39		117

Public Safety Building, 26571 Airport Road



FY2026 Capital Improvements Budget / FY 2026 - FY 2031 Project Detail Project No. **c192402**

GENERAL PROJECT DATA:		Status	In Progress	CONCURRENCY REQUIREMENTS	(Y/N)	PROJECT NEED	PROJECT	FY26	FY27	FY28	FY29	FY30	FY31						
Project Title:	South County Annex Replacement			Does project add new capacity?	Y/N	CRITERIA	SCHEDULE	1	2	3	4	1	2	3	4	1	2	3	4
Functional Area:	Facility Infrastructure			Is project required to maintain level of service:		Safety	Design/Arch												
Department:	Facilities Management			- Within 5 years? List project in CIE	Y/N	Mandate	Land/ROW												
Location:	South County			- From 6 to 10 years? Monitor Annually	Y/N	Replace	Construct												
						Growth	Equipment												

PROJECT DESCRIPTION:
 Replace existing aging facility with new 30,000 sqft modern and code compliant facility. Provide space required for purpose of the facility.
 Construction costs are to be refined based on future scoping of this project.
 This is a 2020 Sales Tax Extension Tier 2 Project at \$11.7 million approved to proceed 11.26.24. \$2m Engineering funded in FY25 based on board direction 4.22.25. Construction in FY26.

PROJECT RATIONALE (Include Additional LOS Detail, if necessary):
 Current building has reached its life cycle end and has suffered significant impact from weather events.

OPERATING BUDGET IMPACT:
 Operating impacts will probably be minimal since this is a replacement; however, costs will be analyzed based on final scoping.

	Prior Actual	Est FY25	Calc. for FY26		New \$ FY26	FY26	FY27	FY28	FY29	FY30	FY31	FUTURE	Total
			Orig. FY26	Est c/o to FY26									
EXPENDITURE PLAN (000'S)													
Design/Arch/Eng				2,000		2,000							2,000
Land (or ROW)													
Construction			10,472		-715	9,757							9,757
Internal Costs													
Equipment & Furnishings													
Interest													
Other Fees & Costs													
Total Project Cost			10,472	2,000	-715	11,757							11,757
FUNDING PLAN (000'S)													
Sales Tax 2020 Tier 2			10,472	2,000	-715	11,757							11,757
Total Funding			10,472	2,000	-715	11,757							11,757
LOAN REPAYMENT SCHEDULE (000'S)													
Total Loan Repayment													
ANNUAL OPERATING BUDGET IMPACT (000'S)													
Personal Svc.							84	84	84	84	84		420
Non-personal Capital							89	89	89	89	89		447
Total Operating							173	173	173	173	173		867

FY2026 Capital Improvements Budget / FY 2026 - FY 2031 Project Detail Project No. **c192104**

GENERAL PROJECT DATA:		Status	In Progress	CONCURRENCY REQUIREMENTS		No	PROJECT NEED CRITERIA		PROJECT SCHEDULE		FY26	FY27	FY28	FY29	FY30	FY31
Project Title:	Supervisor of Elections Warehouse			Does project add new capacity?	Yes		Safety		Design/Arch		1 2 3 4	1 2 3 4	1 2 3 4	1 2 3 4	1 2 3 4	1 2 3 4
Functional Area:	Public Services			Is project required to maintain level of service:			Mandate	X	Land/ROW							
Department:	Facilities Construction & Maintenance			- Within 5 years? List project in CIE	N/A		Replace	X	Construct							
Location:	Mid county			- From 6 to 10 years? Monitor Annually	N/A		Growth	X	Equipment							

PROJECT DESCRIPTION: The new Charlotte County Supervisor of Elections Warehouse will provide a new 21,227 SF facility to relocate the of Elections (SOE) rom their current site in the South County Airport Road Annex. The project provides dedicated storage and office space divide county departments, including the SOE, Facilities, the Sheriff, and Emergency Management. The building will have a 2,000 SF staging & receiving access to shared restrooms and a staff lounge. Site development will include an elevated receiving dock with levelers and a discharge ramp, add truck and loading vehicles ground delivery area, dedicated staff parking area, trash dumpster enclosure, and a vehicular/pedestrian access path site improvements. The facility will meet the needs of a required climate-controlled space to store sensitive polling equipment and related supplies and will be readily accessible to support staff needs for monitoring tabulation.

PROJECT RATIONALE (Include Additional LOS Detail, if necessary): Relocate the SOE from current site residing in south County on Airport Road. The new site selection is centralized within the county, providing efficient utilization during elections. The move will enable larger, modernized space to accommodate climate-controlled, secure storage. and will be

It is funded with an advanced funding allocation of \$4.7 from the 2014 Sales Tax Extension. Amended 3/12/24 to increase from \$4.7 to \$8.2 from the 2020 STE.

OPERATING BUDGET IMPACT:
 \$38,000 for operational budget (utilities, contracted services, and maintenance)
 Addition of 1 Facilities personnel and vehicle.

	Calc. for FY26					FY26	FY27	FY28	FY29	FY30	FY31	FUTURE	Total
	Prior Actual	Est FY25	Orig. FY26	Est c/o to FY26	New \$ FY26								
EXPENDITURE PLAN (000'S)													
Design/Arch/Eng	315	28		56		56							399
Land (or ROW)	7												7
Construction	2,155	2,326		3,107	-12	3,094							7,575
Internal Costs	18	1		-12	12								20
Equipment & Furnishings				200		200							200
Interest													
Other Fees & Costs													
Total Project Cost	2,494	2,355		3,351		3,351							8,200
FUNDING PLAN (000'S)													
Sales Tax 2014	1,572	1,201		1,928		1,928							4,700
Sales Tax 2020	923	1,154		1,423		1,423							3,500
Total Funding	2,494	2,355		3,351		3,351							8,200
LOAN REPAYMENT SCHEDULE (000'S)													
Total Loan Repayment													
ANNUAL OPERATING BUDGET IMPACT (000'S)													
Personal Svc.				70		70	70	70	70	70	70		420
Non-personal				38		38	38	38	38	38	38		228
Capital				35		35							35
Total Operating				143		143	108	108	108	108	108		683



FY2026 Capital Improvements Budget / FY 2026 - FY 2031 Project Detail												Project No. c752201																										
GENERAL PROJECT DATA:			Status In Progress			CONCURRENCY REQUIREMENTS			No			PROJECT NEED CRITERIA			PROJECT SCHEDULE			FY26			FY27			FY28			FY29			FY30			FY31					
Project Title: Tourism Office			Does project add new capacity?			No			Safety			Design/Arch			1			2			3			4			1			2			3			4		
Functional Area: Public Services			Is project required to maintain level of service:			- Within 5 years? List project in CIE			N/A			Mandate			Land/ROW																							
Department: Facilities Construction & Maintenance			- From 6 to 10 years? Monitor Annually			N/A			Replace			Construct																										
Location: TBD									Growth			Equipment																										
PROJECT DESCRIPTION: Design and construct new office space for tourism to promote the county. Engineering and construction costs are to be refined based on future scoping of this project.												PROJECT RATIONALE (Include Additional LOS Detail, if necessary):																										
OPERATING BUDGET IMPACT: Building maintenance costs, alarm monitoring, inspections, pest control, utilities and generator maintenance.																																						
			Calc. for FY26																																			
	Prior Actual	Est FY25	Orig. FY26	Est c/o to FY26	New \$ FY26	FY26	FY27	FY28	FY29	FY30	FY31	FUTURE	Total																									
EXPENDITURE PLAN (000'S)																																						
Design/Arch/Eng Land (or ROW)																																						
Construction																																						
Internal Costs																																						
Equipment & Furnishings																																						
Interest																																						
Other Fees & Costs																																						
Total Project Cost																																						
FUNDING PLAN (000'S)																																						
Tourist Development																																						
Total Funding																																						
LOAN REPAYMENT SCHEDULE (000'S)																																						
Total Loan Repayment																																						
ANNUAL OPERATING BUDGET IMPACT (000'S)																																						
Personal Svc.																																						
Non-personal Capital																																						
Total Operating																																						

FY2026 Capital Improvements Budget / FY 2026 - FY 2031 Project Detail											Project No. c222101																																																																																																																																																																																																																																																																																																																																					
GENERAL PROJECT DATA:		Status	In Progress	CONCURRENCY REQUIREMENTS			(Y/N)	PROJECT NEED CRITERIA		PROJECT SCHEDULE		FY26	FY27	FY28	FY29	FY30	FY31																																																																																																																																																																																																																																																																																																																															
Project Title: Fire Station 17 Additional Tuckers Grade/ US 41		Does project add new capacity?			Yes		Safety X		Design/Arch		1	2	3	4	1	2	3	4																																																																																																																																																																																																																																																																																																																														
Functional Area: Public Safety		Is project required to maintain level of service:			N/A		Mandate		Land/ROW																																																																																																																																																																																																																																																																																																																																							
Department: Fire/EMS		- Within 5 years? List project in CIE			N/A		Replace X		Construct																																																																																																																																																																																																																																																																																																																																							
Location: South County		- From 6 to 10 years? Monitor Annually			N/A		Growth X		Equipment																																																																																																																																																																																																																																																																																																																																							
PROJECT DESCRIPTION:											PROJECT RATIONALE (Include Additional LOS Detail, if necessary):																																																																																																																																																																																																																																																																																																																																					
Construct a new Fire Station at Tuckers Grade and US 41.											Rapid growth and development in the county will require a new fire station to maintain the current level of service to residents. Development and new home construction near Tucker's Grade or South Gasparilla Rd areas will require the purchase of property and construction of a new fire station. The location is to be determined based on which area booms first.																																																																																																																																																																																																																																																																																																																																					
Anticipated to be operational in FY2026.											Maintain rapid response time in an area of significant population growth, to minimize loss of life and property damage and perform vital emergency medical services to our citizens.																																																																																																																																																																																																																																																																																																																																					
A total of \$5.5 million was allocated in Tier 1 from the 2020 Sales Tax Extension.											Property to be acquired.																																																																																																																																																																																																																																																																																																																																					
OPERATING BUDGET IMPACT:																																																																																																																																																																																																																																																																																																																																																
Additional facilities personnel and vehicle. Additional Fire/EMS and apparatus																																																																																																																																																																																																																																																																																																																																																
Building maintenance costs, alarm monitoring, inspections, pest control, utilities and generator maintenance.																																																																																																																																																																																																																																																																																																																																																
<table border="1"> <thead> <tr> <th colspan="2"></th> <th colspan="2">Calc. for FY26</th> <th colspan="2">New \$</th> <th colspan="10"></th> </tr> <tr> <th>Prior Actual</th> <th>Est FY25</th> <th>Orig. FY26</th> <th>Est c/o to FY26</th> <th>FY26</th> <th>FY26</th> <th>FY27</th> <th>FY28</th> <th>FY29</th> <th>FY30</th> <th>FY31</th> <th>FUTURE</th> <th>Total</th> <th colspan="5"></th> </tr> </thead> <tbody> <tr> <td colspan="13" style="text-align: center;">EXPENDITURE PLAN (000'S)</td> <td colspan="2"></td> </tr> <tr> <td>Design/Arch/Eng</td> <td></td> <td></td> <td>200</td> <td>200</td> <td></td> <td></td> <td></td> <td></td> <td></td> <td></td> <td></td> <td>200</td> <td colspan="2"></td> </tr> <tr> <td>Land (or ROW)</td> <td>235</td> <td></td> <td>65</td> <td>65</td> <td></td> <td></td> <td></td> <td></td> <td></td> <td></td> <td></td> <td>300</td> <td colspan="2"></td> </tr> <tr> <td>Construction</td> <td></td> <td></td> <td>5,190</td> <td>5,190</td> <td></td> <td></td> <td></td> <td></td> <td></td> <td></td> <td></td> <td>5,190</td> <td colspan="2"></td> </tr> <tr> <td>Internal Costs</td> <td></td> <td></td> <td></td> <td></td> <td></td> <td></td> <td></td> <td></td> <td></td> <td></td> <td></td> <td></td> <td colspan="2"></td> </tr> <tr> <td>Equipment & Furnishings</td> <td></td> <td></td> <td></td> <td></td> <td></td> <td></td> <td></td> <td></td> <td></td> <td></td> <td></td> <td></td> <td colspan="2"></td> </tr> <tr> <td>Interest</td> <td></td> <td></td> <td></td> <td></td> <td></td> <td></td> <td></td> <td></td> <td></td> <td></td> <td></td> <td></td> <td colspan="2"></td> </tr> <tr> <td>Other Fees & Costs</td> <td></td> <td></td> <td></td> <td></td> <td></td> <td></td> <td></td> <td></td> <td></td> <td></td> <td></td> <td></td> <td colspan="2"></td> </tr> <tr> <td>Total Project Cost</td> <td>235</td> <td></td> <td>5,455</td> <td>5,455</td> <td></td> <td></td> <td></td> <td></td> <td></td> <td></td> <td></td> <td>5,690</td> <td colspan="2"></td> </tr> <tr> <td colspan="13" style="text-align: center;">FUNDING PLAN (000'S)</td> <td colspan="2"></td> </tr> <tr> <td>Sales Tax 2020</td> <td>235</td> <td></td> <td>5,455</td> <td>5,455</td> <td></td> <td></td> <td></td> <td></td> <td></td> <td></td> <td></td> <td>5,690</td> <td colspan="2"></td> </tr> <tr> <td>Total Funding</td> <td>235</td> <td></td> <td>5,455</td> <td>5,455</td> <td></td> <td></td> <td></td> <td></td> <td></td> <td></td> <td></td> <td>5,690</td> <td colspan="2"></td> </tr> <tr> <td colspan="13" style="text-align: center;">LOAN REPAYMENT SCHEDULE (000'S)</td> <td colspan="2"></td> </tr> <tr> <td>Total Loan Repayment</td> <td></td> <td></td> <td></td> <td></td> <td></td> <td></td> <td></td> <td></td> <td></td> <td></td> <td></td> <td></td> <td colspan="2"></td> </tr> <tr> <td colspan="13" style="text-align: center;">ANNUAL OPERATING BUDGET IMPACT (000'S)</td> <td colspan="2"></td> </tr> <tr> <td>Personal Svc.</td> <td></td> <td></td> <td>794</td> <td>794</td> <td>794</td> <td>794</td> <td>794</td> <td>794</td> <td>794</td> <td>794</td> <td></td> <td>4,764</td> <td colspan="2"></td> </tr> <tr> <td>Non-personal</td> <td></td> <td></td> <td>661</td> <td>661</td> <td>661</td> <td>661</td> <td>661</td> <td>661</td> <td>661</td> <td>661</td> <td></td> <td>3,964</td> <td colspan="2"></td> </tr> <tr> <td>Capital</td> <td></td> <td></td> <td>1,302</td> <td>1,302</td> <td></td> <td></td> <td></td> <td></td> <td></td> <td></td> <td></td> <td>1,302</td> <td colspan="2"></td> </tr> <tr> <td>Total Operating</td> <td></td> <td></td> <td>2,757</td> <td>2,757</td> <td>1,455</td> <td>1,455</td> <td>1,455</td> <td>1,455</td> <td>1,455</td> <td>1,455</td> <td></td> <td>10,030</td> <td colspan="2"></td> </tr> </tbody> </table>													Calc. for FY26		New \$												Prior Actual	Est FY25	Orig. FY26	Est c/o to FY26	FY26	FY26	FY27	FY28	FY29	FY30	FY31	FUTURE	Total						EXPENDITURE PLAN (000'S)															Design/Arch/Eng			200	200								200			Land (or ROW)	235		65	65								300			Construction			5,190	5,190								5,190			Internal Costs															Equipment & Furnishings															Interest															Other Fees & Costs															Total Project Cost	235		5,455	5,455								5,690			FUNDING PLAN (000'S)															Sales Tax 2020	235		5,455	5,455								5,690			Total Funding	235		5,455	5,455								5,690			LOAN REPAYMENT SCHEDULE (000'S)															Total Loan Repayment															ANNUAL OPERATING BUDGET IMPACT (000'S)															Personal Svc.			794	794	794	794	794	794	794	794		4,764			Non-personal			661	661	661	661	661	661	661	661		3,964			Capital			1,302	1,302								1,302			Total Operating			2,757	2,757	1,455	1,455	1,455	1,455	1,455	1,455		10,030									
		Calc. for FY26		New \$																																																																																																																																																																																																																																																																																																																																												
Prior Actual	Est FY25	Orig. FY26	Est c/o to FY26	FY26	FY26	FY27	FY28	FY29	FY30	FY31	FUTURE	Total																																																																																																																																																																																																																																																																																																																																				
EXPENDITURE PLAN (000'S)																																																																																																																																																																																																																																																																																																																																																
Design/Arch/Eng			200	200								200																																																																																																																																																																																																																																																																																																																																				
Land (or ROW)	235		65	65								300																																																																																																																																																																																																																																																																																																																																				
Construction			5,190	5,190								5,190																																																																																																																																																																																																																																																																																																																																				
Internal Costs																																																																																																																																																																																																																																																																																																																																																
Equipment & Furnishings																																																																																																																																																																																																																																																																																																																																																
Interest																																																																																																																																																																																																																																																																																																																																																
Other Fees & Costs																																																																																																																																																																																																																																																																																																																																																
Total Project Cost	235		5,455	5,455								5,690																																																																																																																																																																																																																																																																																																																																				
FUNDING PLAN (000'S)																																																																																																																																																																																																																																																																																																																																																
Sales Tax 2020	235		5,455	5,455								5,690																																																																																																																																																																																																																																																																																																																																				
Total Funding	235		5,455	5,455								5,690																																																																																																																																																																																																																																																																																																																																				
LOAN REPAYMENT SCHEDULE (000'S)																																																																																																																																																																																																																																																																																																																																																
Total Loan Repayment																																																																																																																																																																																																																																																																																																																																																
ANNUAL OPERATING BUDGET IMPACT (000'S)																																																																																																																																																																																																																																																																																																																																																
Personal Svc.			794	794	794	794	794	794	794	794		4,764																																																																																																																																																																																																																																																																																																																																				
Non-personal			661	661	661	661	661	661	661	661		3,964																																																																																																																																																																																																																																																																																																																																				
Capital			1,302	1,302								1,302																																																																																																																																																																																																																																																																																																																																				
Total Operating			2,757	2,757	1,455	1,455	1,455	1,455	1,455	1,455		10,030																																																																																																																																																																																																																																																																																																																																				

FY2026 Capital Improvements Budget / FY 2026 - FY 2031 Project Detail						Project No. c222606																													
GENERAL PROJECT DATA:		Status	New	CONCURRENCY REQUIREMENTS (Y/N)		PROJECT NEED CRITERIA		PROJECT SCHEDULE				FY26				FY27				FY28				FY29				FY30				FY31			
Project Title:		Fire Station 18, Edgewater Drive (Additional)		Does project add new capacity?		Yes/No		Safety		Design/Arch																									
Functional Area:		Facilities		Is project required to maintain level of service:				Mandate		Land/ROW																									
Department:		Facilities Management		- Within 5 years? List project in CIE		Yes/No		Replace		Construct																									
Location:		Mid County		- From 6 to 10 years? Monitor Annually		Yes/No		Growth		Equipment																									

PROJECT DESCRIPTION:
 Design, and construct an additional Fire Station along Edgewater Dr. Utilize standards developed in the prototype design. Land acquisition required.

PROJECT RATIONALE (Include Additional LOS Detail, if necessary):
 Following the recommendation from the Public Safety feasibility study a new station to support levels of service and improved response to the community.

OPERATING BUDGET IMPACT:
 Personnel SVC 1FTE
 Non-Personnel SVC Operating/Maintenance
 Capital 1 vehicle

REPLACEMENT COUNTY PROPERTY NO.:

	Prior Actual	Est FY25	Calc. for FY26			FY26	FY27	FY28	FY29	FY30	FY31	FUTURE	Total
			Orig. FY26	Est c/o to FY26	New \$ FY26								
EXPENDITURE PLAN (000'S)													
Design/Arch/Eng						1,324							1,324
Land (or ROW)						585							585
Construction						8,885							8,885
Internal Costs													
Equipment													
Interest													
Other Fees & Costs													
Total Project Cost						10,793							10,793
FUNDING PLAN (000'S)													
Pending Sales Tax 2026						10,793							10,793
Total Funding						10,793							10,793
LOAN REPAYMENT SCHEDULE (000'S)													
Total Loan Repayment													
OPERATING BUDGET IMPACT (000'S)													
Personal Svc.								1,940	1,940	1,940			5,820
Non-personal								926	926	926			2,777
Capital								72					72
Total Operating								2,938	2,866	2,866			8,669



FY2026 Capital Improvements Budget / FY 2026 - FY 2031 Project Detail													Project No. c222401															
GENERAL PROJECT DATA:			Status In Progress		CONCURRENCY REQUIREMENTS (Y/N)			PROJECT NEED CRITERIA		PROJECT SCHEDULE	FY26			FY27			FY28			FY29			FY30			FY31		
Project Title: Fire Station 19 (Add'l), Gasparilla Road			Does project add new capacity? Yes			Safety X		Design/Arch	1	2	3	4	1	2	3	4	1	2	3	4	1	2	3	4	1	2	3	4
Functional Area: Public Safety			Is project required to maintain level of service: - Within 5 years? List project in CIE N/A			Mandate		Land/ROW																				
Department: Fire/EMS			- From 6 to 10 years? Monitor Annually N/A			Replace		Construct																				
Location: Mid County						Growth X		Equipment																				
PROJECT DESCRIPTION:													PROJECT RATIONALE (Include Additional LOS Detail, if necessary):															
Construct a new fire station at a location to be determined.													Additional fire station is needed in the area due to growth.															
New fire station will generally conform to a new prototype design for new and replacement stations.																												
Includes land acquisition.																												
OPERATING BUDGET IMPACT:																												
Additional facilities personnel and vehicle. Building maintenance costs, alarm monitoring, inspections, pest control, utilities and generator maintenance.																												
Additional Public Safety staffing and capital equipment will be added to the Fleet to support the new operation.																												
Costs to be determined once scope has been finalized.																												
Calc. for FY26																												
	Prior Actual	Est FY25	Orig. FY26	Est c/o to FY26	New \$ FY26	FY26	FY27	FY28	FY29	FY30	FY31	FUTURE	Total															
EXPENDITURE PLAN (000'S)																												
Design/Arch/Eng						1,324							1,324															
Land (or ROW)						585							585															
Construction						8,885							8,885															
Internal Costs																												
Equipment & Furnishings																												
Interest																												
Other Fees & Costs																												
Total Project Cost						10,793							10,793															
FUNDING PLAN (000'S)																												
Pending Sales Tax 2026						10,793							10,793															
Total Funding						10,793							10,793															
LOAN REPAYMENT SCHEDULE (000'S)																												
Total Loan Repayment																												
ANNUAL OPERATING BUDGET IMPACT (000'S)																												
Personal Svc.							1,940	1,940	1,940	1,940			7,760															
Non-personal							926	926	926	926			3,702															
Capital							72						72															
Total Operating							2,938	2,866	2,866	2,866			11,535															

FY2026 Capital Improvements Budget / FY 2026 - FY 2031 Project Detail

Project No. c221901

GENERAL PROJECT DATA:		Status	In Progress	CONCURRENCY REQUIREMENTS	(Y/N)	PROJECT NEED CRITERIA	PROJECT SCHEDULE	FY26	FY27	FY28	FY29	FY30	FY31
Project Title:	Fire Station 2 Replacement/Relocate (from Collingswood)			Does project add new capacity?	Yes	Safety	Design/Arch	1 2 3 4	1 2 3 4	1 2 3 4	1 2 3 4	1 2 3 4	1 2 3 4
Functional Area:	Public Safety			Is project required to maintain level of service:		Mandate	Land/ROW						
Department:	Fire / EMS			- Within 5 years? List project in CIE	N/A	Replace	Construct						
Location:	Murdock Village			- From 6 to 10 years? Monitor Annually	N/A	Growth	Equipment						

PROJECT DESCRIPTION:
 Rebuild new fire station on a new property located in Murdock Village area. New fire station will generally conform to a new prototype design for new and replacement stations. Site planning will consider future CCSO District 2 Station to be co-located on this site.

Ribbon cutting November 15, 2022. Balance of funding is set aside for an emergency signal.

PROJECT RATIONALE (Include Additional LOS Detail, if necessary):

Fire Station 2, built in 1985, is undersized for today's and future needs at just over 6,000 square feet. It can no longer adequately serve a growing part of the County. It's 5-year Facility Condition Index (FCI) is rated fair to poor, requiring frequent repairs. Station also 2 suffers from lack of sufficient capacity for storage, apparatus, and personnel support areas.

OPERATING BUDGET IMPACT:
 Minimal increase cost for utilities, lawn and landscape maintenance, fire life/safety maintenance & monitoring, generator maintenance, and general preventative maintenance costs.

Fire Station 2 – original 6,810 gsf; replacement 12,160 gsf

	Prior Actual	Est FY25	Calc. for FY26		New \$ FY26	FY26	FY27	FY28	FY29	FY30	FY31	FUTURE	Total
			Orig. FY26	Est c/o to FY26									
EXPENDITURE PLAN (000'S)													
Design/Arch/Eng	498			2		2							500
Land (or ROW)													
Construction	5,192			416	233	649							5,841
Internal Costs													
Equipment & Furnishings	30			20		20							50
Interest													
Other Fees & Costs													
Total Project Cost	5,720			438	233	672							6,391
FUNDING PLAN (000'S)													
Capital Projects Fund	2,825			438	233	672							3,497
Impact Fees	737												737
Sales Tax 2014	2,158												2,158
Total Funding	5,720			438	233	672							6,391
LOAN REPAYMENT SCHEDULE (000'S)													
Total Loan Repayment													
ANNUAL OPERATING BUDGET IMPACT (000'S)													
Personal Svc.													
Non-personal													
Capital													
Total Operating													



FY2026 Capital Improvements Budget / FY 2026 - FY 2031 Project Detail Project No. **c222604**

GENERAL PROJECT DATA:		Status New	CONCURRENCY REQUIREMENTS (Y/N)		PROJECT NEED	PROJECT	FY26		FY27		FY28		FY29		FY30		FY31	
Project Title:	Fire Station 20, Babcock Site 2 (Additional)		Does project add new capacity?	Yes/No	CRITERIA	SCHEDULE	1	2	3	4	1	2	3	4	1	2	3	4
Functional Area:	Facilities		Is project required to maintain level of service:		Safety	Design/Arch												
Department:	Public Safety		- Within 5 years? List project in CIE	Yes/No	Mandate	Land/ROW												
Location:	South County		- From 6 to 10 years? Monitor Annually	Yes/No	Replace	Construct												
					Growth	Equipment												

PROJECT DESCRIPTION:
Design and construct a new station in Babcock Ranch per the Master Development Order. Utilize prototype design standards.

PROJECT RATIONALE (Include Additional LOS Detail, if necessary):
Following the Master Development Order between Charlotte County and Babcock Ranch design and construct in partnership with Kitson to deliver a new station to support the regional growth.

OPERATING BUDGET IMPACT:
Personnel SVC 1FTE
Non-Personnel SVC Operating/Maintenance

REPLACEMENT COUNTY PROPERTY NO.:

	Prior Actual	Est FY25	Calc. for FY26			FY26	FY27	FY28	FY29	FY30	FY31	FUTURE	Total
			Orig. FY26	Est c/o to FY26	New \$ FY26								
EXPENDITURE PLAN (000'S)													
Design/Arch/Eng								699					699
Land (or ROW)													
Construction								5,102					5,102
Internal Costs													
Equipment													
Interest													
Other Fees & Costs													
Total Project Cost								5,801					5,801
FUNDING PLAN (000'S)													
Pending Sales Tax 2026								5,801					5,801
Total Funding								5,801					5,801
LOAN REPAYMENT SCHEDULE (000'S)													
Total Loan Repayment													
OPERATING BUDGET IMPACT (000'S)													
Personal Svc.									3,125	3,125	3,125		9,374
Non-personal									978	978	978		2,933
Capital									73				73
Total Operating									4,176	4,102	4,102		12,380



FY2026 Capital Improvements Budget / FY 2026 - FY 2031 Project Detail													Project No. c222605													
GENERAL PROJECT DATA:			Status New		CONCURRENCY REQUIREMENTS (Y/N)				PROJECT NEED CRITERIA		PROJECT SCHEDULE		FY26		FY27		FY28		FY29		FY30		FY31			
Project Title: Fire Station 21, Babcock Site 3 (Additional)			Does project add new capacity?		Yes/No		Safety		Design/Arch		1		1		1		1		1		1		1			
Functional Area: Facilities			Is project required to maintain level of service:		Yes/No		Mandate		Land/ROW		2		2		2		2		2		2		2			
Department: Public Safety			- Within 5 years? List project in CIE		Yes/No		Replace		Construct		3		3		3		3		3		3		3			
Location: South County			- From 6 to 10 years? Monitor Annually		Yes/No		Growth		Equipment		4		4		4		4		4		4		4			
PROJECT DESCRIPTION: Design, construct a new station in Babcock Ranch per the Master Development Order. Utilize prototype design standards.													PROJECT RATIONALE (Include Additional LOS Detail, if necessary): Following the Master Development Order between Charlotte County and Babcock Ranch design and construct in partnership with Kitson to deliver a new station to support the regional growth.													
OPERATING BUDGET IMPACT: Non-Personnel SVC Operating/Maintenance													REPLACEMENT COUNTY PROPERTY NO.:													
													Calc. for FY26													
	Prior Actual	Est FY25	Orig. FY26	Est c/o to FY26	New \$ FY26	FY26	FY27	FY28	FY29	FY30	FY31	FUTURE	Total													
EXPENDITURE PLAN (000'S)																										
Design/Arch/Eng									741				741													
Land (or ROW)																										
Construction									5,411				5,411													
Internal Costs																										
Equipment																										
Interest																										
Other Fees & Costs																										
Total Project Cost									6,152				6,152													
FUNDING PLAN (000'S)																										
Pending Sales Tax 2026									6,152				6,152													
Total Funding									6,152				6,152													
LOAN REPAYMENT SCHEDULE (000'S)																										
Total Loan Repayment																										
OPERATING BUDGET IMPACT (000'S)																										
Personal Svc.													2,434	2,434										4,867		
Non-personal													1,039	1,039										2,078		
Capital													73											73		
Total Operating													3,546	3,473										7,018		



FY2026 Capital Improvements Budget / FY 2026 - FY 2031 Project Detail

Project No. c222103

GENERAL PROJECT DATA:		Status	In Progress	CONCURRENCY REQUIREMENTS	(Y/N)	PROJECT NEED CRITERIA	PROJECT SCHEDULE	FY26	FY27	FY28	FY29	FY30	FY31														
Project Title:	Fire Station 3 Replacement			Does project add new capacity?	Yes	Safety	X	1	2	3	4	1	2	3	4	1	2	3	4	1	2	3	4	1	2	3	4
Functional Area:	Public Safety			Is project required to maintain level of service:		Mandate																					
Department:	Fire/EMS			- Within 5 years? List project in CIE	N/A	Replace	X																				
Location:	Mid County			- From 6 to 10 years? Monitor Annually	N/A	Growth	X																				

PROJECT DESCRIPTION:
 Construct a new fire station at a location to be determined, replacing the old fire station. Dependent on the location an emergency traffic signal may be warranted.
 New fire station will generally conform to a new prototype design for new and replacement stations.

Includes land acquisition for station to be located nearby present location.
 A total of \$4.5 million was allocated in Tier 1 from the 2020 Sales Tax Extension.

OPERATING BUDGET IMPACT:
 Additional facilities personnel and vehicle.
 Building maintenance costs, alarm monitoring, inspections, pest control, utilities and generator maintenance.

PROJECT RATIONALE (Include Additional LOS Detail, if necessary):

Fire Station 3 is located at (US 776) El Jobean Road and Newcomb Road. It was built in 1977 and is at the end of the life cycle of the building. The present building is undersized for today's and future needs. It does not meet current codes and standards including.

- * not hardened for hurricane resistance
- * lack of capacity for storage, equipment, apparatus and supplies.
- * inadequate personnel capacity and kitchen facilities.

	Prior Actual	Est FY25	Calc. for FY26		FY26	FY27	FY28	FY29	FY30	FY31	FUTURE	Total
			Orig. FY26	Est c/o to FY26								
EXPENDITURE PLAN (000'S)												
Design/Arch/Eng			200	159	359							359
Land (or ROW)			300		300							300
Construction			4,334	1,061	5,395							5,395
Internal Costs												
Equipment & Furnishings												
Interest												
Other Fees & Costs												
Total Project Cost			4,834	1,220	6,054							6,054
FUNDING PLAN (000'S)												
Sales Tax 2020			4,834	1,220	6,054							6,054
Total Funding			4,834	1,220	6,054							6,054
LOAN REPAYMENT SCHEDULE (000'S)												
Total Loan Repayment												
ANNUAL OPERATING BUDGET IMPACT (000'S)												
Personal Svc.								84	84	84		252
Non-personal Capital								68	68	68		205
								42				42
Total Operating								194	152	152		499



FY2026 Capital Improvements Budget / FY 2026 - FY 2031 Project Detail												Project No. c222603																																																																																																																																																																																																																																																																																																																															
GENERAL PROJECT DATA:			Status New		CONCURRENCY REQUIREMENTS (Y/N)			PROJECT NEED CRITERIA		PROJECT SCHEDULE		FY26		FY27		FY28		FY29		FY30		FY31																																																																																																																																																																																																																																																																																																																					
Project Title: Fire Station 4 Replacement			Does project add new capacity?		Yes/No		Safety		Design/Arch		1 2 3 4		1 2 3 4		1 2 3 4		1 2 3 4		1 2 3 4		1 2 3 4																																																																																																																																																																																																																																																																																																																						
Functional Area: Facilities			Is project required to maintain level of service:		Yes/No		Mandate		Land/ROW																																																																																																																																																																																																																																																																																																																																		
Department: Public Safety			- Within 5 years? List project in CIE		Yes/No		Replace		Construct																																																																																																																																																																																																																																																																																																																																		
Location: West County			- From 6 to 10 years? Monitor Annually		Yes/No		Growth		Equipment																																																																																																																																																																																																																																																																																																																																		
PROJECT DESCRIPTION: Utilize prototype design for a replacement of existng Fire Station #4. Design, and construct a new station near the current location, include temporary station methodology to maintain service levels during construction.												PROJECT RATIONALE (Include Additional LOS Detail, if necessary): The current station has reached it's end of life. Station design standards are needed to improve efficiency and further support the health and welfare of Public Safety personnel.																																																																																																																																																																																																																																																																																																																															
OPERATING BUDGET IMPACT: Non-Personnel SVC Operating/Maintenance												REPLACEMENT COUNTY PROPERTY NO.:																																																																																																																																																																																																																																																																																																																															
<table border="1"> <thead> <tr> <th colspan="6">Calc. for FY26</th> <th colspan="2"></th> <th colspan="2"></th> <th colspan="2"></th> <th colspan="2"></th> <th colspan="2"></th> </tr> <tr> <th>Prior Actual</th> <th>Est FY25</th> <th>Orig. FY26</th> <th>Est c/o to FY26</th> <th>New \$ FY26</th> <th></th> <th>FY26</th> <th>FY27</th> <th>FY28</th> <th>FY29</th> <th>FY30</th> <th>FY31</th> <th>FUTURE</th> <th>Total</th> <th colspan="2"></th> </tr> </thead> <tbody> <tr> <td colspan="14">EXPENDITURE PLAN (000'S)</td> <td colspan="2"></td> </tr> <tr> <td>Design/Arch/Eng</td> <td></td> <td></td> <td></td> <td></td> <td></td> <td></td> <td></td> <td></td> <td></td> <td></td> <td>1,674</td> <td></td> <td>1,674</td> <td colspan="2"></td> </tr> <tr> <td>Land (or ROW)</td> <td></td> <td></td> <td></td> <td></td> <td></td> <td></td> <td></td> <td></td> <td></td> <td></td> <td>370</td> <td></td> <td>370</td> <td colspan="2"></td> </tr> <tr> <td>Construction</td> <td></td> <td></td> <td></td> <td></td> <td></td> <td></td> <td></td> <td></td> <td></td> <td></td> <td>11,238</td> <td></td> <td>11,238</td> <td colspan="2"></td> </tr> <tr> <td>Internal Costs</td> <td></td> <td></td> <td></td> <td></td> <td></td> <td></td> <td></td> <td></td> <td></td> <td></td> <td></td> <td></td> <td></td> <td colspan="2"></td> </tr> <tr> <td>Equipment</td> <td></td> <td></td> <td></td> <td></td> <td></td> <td></td> <td></td> <td></td> <td></td> <td></td> <td></td> <td></td> <td></td> <td colspan="2"></td> </tr> <tr> <td>Interest</td> <td></td> <td></td> <td></td> <td></td> <td></td> <td></td> <td></td> <td></td> <td></td> <td></td> <td></td> <td></td> <td></td> <td colspan="2"></td> </tr> <tr> <td>Other Fees & Costs</td> <td></td> <td></td> <td></td> <td></td> <td></td> <td></td> <td></td> <td></td> <td></td> <td></td> <td></td> <td></td> <td></td> <td colspan="2"></td> </tr> <tr> <td>Total Project Cost</td> <td></td> <td></td> <td></td> <td></td> <td></td> <td></td> <td></td> <td></td> <td></td> <td></td> <td>13,282</td> <td></td> <td>13,282</td> <td colspan="2"></td> </tr> <tr> <td colspan="14">FUNDING PLAN (000'S)</td> <td colspan="2"></td> </tr> <tr> <td>Pending Sales Tax 2026</td> <td></td> <td></td> <td></td> <td></td> <td></td> <td></td> <td></td> <td></td> <td></td> <td></td> <td>13,282</td> <td></td> <td>13,282</td> <td colspan="2"></td> </tr> <tr> <td>Total Funding</td> <td></td> <td></td> <td></td> <td></td> <td></td> <td></td> <td></td> <td></td> <td></td> <td></td> <td>13,282</td> <td></td> <td>13,282</td> <td colspan="2"></td> </tr> <tr> <td colspan="14">LOAN REPAYMENT SCHEDULE (000'S)</td> <td colspan="2"></td> </tr> <tr> <td>Total Loan Repayment</td> <td></td> <td></td> <td></td> <td></td> <td></td> <td></td> <td></td> <td></td> <td></td> <td></td> <td></td> <td></td> <td></td> <td colspan="2"></td> </tr> <tr> <td colspan="14">OPERATING BUDGET IMPACT (000'S)</td> <td colspan="2"></td> </tr> <tr> <td>Personal Svc.</td> <td></td> <td></td> <td></td> <td></td> <td></td> <td></td> <td></td> <td></td> <td></td> <td></td> <td></td> <td></td> <td></td> <td>23</td> <td>23</td> </tr> <tr> <td>Non-personal Capital</td> <td></td> <td></td> <td></td> <td></td> <td></td> <td></td> <td></td> <td></td> <td></td> <td></td> <td></td> <td></td> <td></td> <td></td> <td></td> </tr> <tr> <td>Total Operating</td> <td></td> <td></td> <td></td> <td></td> <td></td> <td></td> <td></td> <td></td> <td></td> <td></td> <td></td> <td></td> <td></td> <td>23</td> <td>23</td> </tr> </tbody> </table>												Calc. for FY26																Prior Actual	Est FY25	Orig. FY26	Est c/o to FY26	New \$ FY26		FY26	FY27	FY28	FY29	FY30	FY31	FUTURE	Total			EXPENDITURE PLAN (000'S)																Design/Arch/Eng											1,674		1,674			Land (or ROW)											370		370			Construction											11,238		11,238			Internal Costs																Equipment																Interest																Other Fees & Costs																Total Project Cost											13,282		13,282			FUNDING PLAN (000'S)																Pending Sales Tax 2026											13,282		13,282			Total Funding											13,282		13,282			LOAN REPAYMENT SCHEDULE (000'S)																Total Loan Repayment																OPERATING BUDGET IMPACT (000'S)																Personal Svc.														23	23	Non-personal Capital																Total Operating														23	23
Calc. for FY26																																																																																																																																																																																																																																																																																																																																											
Prior Actual	Est FY25	Orig. FY26	Est c/o to FY26	New \$ FY26		FY26	FY27	FY28	FY29	FY30	FY31	FUTURE	Total																																																																																																																																																																																																																																																																																																																														
EXPENDITURE PLAN (000'S)																																																																																																																																																																																																																																																																																																																																											
Design/Arch/Eng											1,674		1,674																																																																																																																																																																																																																																																																																																																														
Land (or ROW)											370		370																																																																																																																																																																																																																																																																																																																														
Construction											11,238		11,238																																																																																																																																																																																																																																																																																																																														
Internal Costs																																																																																																																																																																																																																																																																																																																																											
Equipment																																																																																																																																																																																																																																																																																																																																											
Interest																																																																																																																																																																																																																																																																																																																																											
Other Fees & Costs																																																																																																																																																																																																																																																																																																																																											
Total Project Cost											13,282		13,282																																																																																																																																																																																																																																																																																																																														
FUNDING PLAN (000'S)																																																																																																																																																																																																																																																																																																																																											
Pending Sales Tax 2026											13,282		13,282																																																																																																																																																																																																																																																																																																																														
Total Funding											13,282		13,282																																																																																																																																																																																																																																																																																																																														
LOAN REPAYMENT SCHEDULE (000'S)																																																																																																																																																																																																																																																																																																																																											
Total Loan Repayment																																																																																																																																																																																																																																																																																																																																											
OPERATING BUDGET IMPACT (000'S)																																																																																																																																																																																																																																																																																																																																											
Personal Svc.														23	23																																																																																																																																																																																																																																																																																																																												
Non-personal Capital																																																																																																																																																																																																																																																																																																																																											
Total Operating														23	23																																																																																																																																																																																																																																																																																																																												

FY2026 Capital Improvements Budget / FY 2026 - FY 2031 Project Detail **Project No. c221902**

GENERAL PROJECT DATA:		Status	In Progress	CONCURRENCY REQUIREMENTS	(Y/N)	PROJECT NEED CRITERIA	PROJECT SCHEDULE	FY26	FY27	FY28	FY29	FY30	FY31
Project Title:	Fire Station 5 Replacement/Relocate (Currently on Notre Dame Blvd)	Does project add new capacity?	Yes	Is project required to maintain level of service:		Safety	Design/Arch	1 2 3 4	1 2 3 4	1 2 3 4	1 2 3 4	1 2 3 4	1 2 3 4
Functional Area:	Public Safety			- Within 5 years? List project in CIE	N/A	Mandate	Land/ROW						
Department:	Fire / EMS			- From 6 to 10 years? Monitor Annually	N/A	Replace	Construct						
Location:	South County					Growth	Equipment						

PROJECT DESCRIPTION:
 New fire station will generally conform to a new prototype design for new and replacement stations. Land on Burnt Store Road was already in county land inventory and could be used for this purpose.

Balance of funding is set aside for an emergency signal.

PROJECT RATIONALE (Include Additional LOS Detail, if necessary):

Fire Station 5, built in 1974, is undersized for today's and future needs at just over 1,600 square feet. It is an older metal building that was a volunteer fire station. It does not meet current codes and standards including:

- not hardened for hurricane resistance
- lack of capacity for storage, equipment, apparatus and supplies
- inadequate personnel capacity and kitchen facilities

OPERATING BUDGET IMPACT:
 Minimal increase cost for utilities, lawn and landscape maintenance, fire life/safety maintenance & monitoring, generator maintenance, and general preventative maintenance costs.

Fire Station 5 – original 6,103 gsf; replacement 9,232 gsf

	Prior Actual	Est FY25	Calc. for FY26		New \$ FY26	FY26	FY27	FY28	FY29	FY30	FY31	FUTURE	Total
			Orig. FY26	Est c/o to FY26									
EXPENDITURE PLAN (000'S)													
Design/Arch/Eng	295			5		5							300
Land (or ROW)	2												2
Construction	4,417			457	261	718							5,135
Internal Costs													
Equipment & Furnishings	14			36	-36								14
Interest													
Other Fees & Costs													
Total Project Cost	4,727			498	225	723							5,450
FUNDING PLAN (000'S)													
Capital Projects Fund	3,874			498	225	723							4,597
Impact Fees	628												628
Sales Tax 2014	225												225
Total Funding	4,727			498	225	723							5,450
LOAN REPAYMENT SCHEDULE (000'S)													
Total Loan Repayment													
OPERATING BUDGET IMPACT (000'S)													
Personal Svc.													
Non-personal													
Capital													
Total Operating													



FY2026 Capital Improvements Budget / FY 2026 - FY 2031 Project Detail											Project No. c222102																																																																																																																																																																																																																																																																																																																																																							
GENERAL PROJECT DATA:		Status	In Progress	CONCURRENCY REQUIREMENTS			(Y/N)	PROJECT NEED		PROJECT		SCHEDULE																																																																																																																																																																																																																																																																																																																																																						
Project Title:		Fire Station 6 Replacement		Does project add new capacity?			Yes	CRITERIA		SCHEDULE		FY26	FY27	FY28	FY29	FY30	FY31																																																																																																																																																																																																																																																																																																																																																	
Functional Area:		Public Safety		Is project required to maintain level of service:			N/A	Safety		Design/Arch		1	2	3	4	1	2	3	4																																																																																																																																																																																																																																																																																																																																															
Department:		Fire/EMS		- Within 5 years? List project in CIE			N/A	Mandate		Land/ROW		1	2	3	4	1	2	3	4																																																																																																																																																																																																																																																																																																																																															
Location:		South County		- From 6 to 10 years? Monitor Annually			N/A	Replace		Construct		1	2	3	4	1	2	3	4																																																																																																																																																																																																																																																																																																																																															
PROJECT DESCRIPTION:		Construct a new Fire Station at a location to be determined, replacing the old fire station.																																																																																																																																																																																																																																																																																																																																																																
		Includes land acquisition for station to be located nearby present location.																																																																																																																																																																																																																																																																																																																																																																
		A total of \$4.5 million was allocated in Tier 1 from the 2020 Sales Tax Extension.																																																																																																																																																																																																																																																																																																																																																																
OPERATING BUDGET IMPACT:		Additional facilities personnel and vehicle.																																																																																																																																																																																																																																																																																																																																																																
		Building maintenance costs, alarm monitoring, inspections, pest control, utilities and generator maintenance.																																																																																																																																																																																																																																																																																																																																																																
		PROJECT RATIONALE (Include Additional LOS Detail, if necessary): Fire station 6 is located near US 17 at Disston Ave and Sixth Street.																																																																																																																																																																																																																																																																																																																																																																
		The present building is undersized for today's and future needs. It does not meet current codes and standards including: * not hardened for hurricane resistance * lack of capacity for storage, equipment, apparatus ar * inadequate personnel capacity and kitchen facilities.																																																																																																																																																																																																																																																																																																																																																																
		27589 Disston Avenue, Punta Gorda																																																																																																																																																																																																																																																																																																																																																																
		<table border="1"> <thead> <tr> <th colspan="2"></th> <th colspan="2">Calc. for FY26</th> <th colspan="13"></th> </tr> <tr> <th>Prior Actual</th> <th>Est FY25</th> <th>Orig. FY26</th> <th>Est c/o to FY26</th> <th>New \$ FY26</th> <th>FY26</th> <th>FY27</th> <th>FY28</th> <th>FY29</th> <th>FY30</th> <th>FY31</th> <th>FUTURE</th> <th>Total</th> <th colspan="4"></th> </tr> </thead> <tbody> <tr> <td colspan="14" style="text-align: center;">EXPENDITURE PLAN (000'S)</td> <td colspan="2"></td> </tr> <tr> <td>Design/Arch/Eng</td> <td></td> <td></td> <td>200</td> <td>200</td> <td>200</td> <td></td> <td></td> <td></td> <td></td> <td></td> <td></td> <td></td> <td>200</td> <td colspan="2"></td> </tr> <tr> <td>Land (or ROW)</td> <td>6</td> <td></td> <td>453</td> <td>453</td> <td>453</td> <td></td> <td></td> <td></td> <td></td> <td></td> <td></td> <td></td> <td>459</td> <td colspan="2"></td> </tr> <tr> <td>Construction</td> <td>453</td> <td>0.15</td> <td>3,388</td> <td>3,388</td> <td>3,388</td> <td></td> <td></td> <td></td> <td></td> <td></td> <td></td> <td></td> <td>3,841</td> <td colspan="2"></td> </tr> <tr> <td>Internal Costs</td> <td></td> <td></td> <td></td> <td></td> <td></td> <td></td> <td></td> <td></td> <td></td> <td></td> <td></td> <td></td> <td></td> <td colspan="2"></td> </tr> <tr> <td>Equipment & Furnishings</td> <td></td> <td></td> <td></td> <td></td> <td></td> <td></td> <td></td> <td></td> <td></td> <td></td> <td></td> <td></td> <td></td> <td colspan="2"></td> </tr> <tr> <td>Interest</td> <td></td> <td></td> <td></td> <td></td> <td></td> <td></td> <td></td> <td></td> <td></td> <td></td> <td></td> <td></td> <td></td> <td colspan="2"></td> </tr> <tr> <td>Other Fees & Costs</td> <td></td> <td></td> <td></td> <td></td> <td></td> <td></td> <td></td> <td></td> <td></td> <td></td> <td></td> <td></td> <td></td> <td colspan="2"></td> </tr> <tr> <td>Total Project Cost</td> <td>459</td> <td></td> <td>4,041</td> <td>4,041</td> <td>4,041</td> <td></td> <td></td> <td></td> <td></td> <td></td> <td></td> <td></td> <td>4,500</td> <td colspan="2"></td> </tr> <tr> <td colspan="14" style="text-align: center;">FUNDING PLAN (000'S)</td> <td colspan="2"></td> </tr> <tr> <td>Sales Tax 2020</td> <td>459</td> <td></td> <td>4,041</td> <td>4,041</td> <td>4,041</td> <td></td> <td></td> <td></td> <td></td> <td></td> <td></td> <td></td> <td>4,500</td> <td colspan="2"></td> </tr> <tr> <td>Total Funding</td> <td>459</td> <td></td> <td>4,041</td> <td>4,041</td> <td>4,041</td> <td></td> <td></td> <td></td> <td></td> <td></td> <td></td> <td></td> <td>4,500</td> <td colspan="2"></td> </tr> <tr> <td colspan="14" style="text-align: center;">LOAN REPAYMENT SCHEDULE (000'S)</td> <td colspan="2"></td> </tr> <tr> <td>Total Loan Repayment</td> <td></td> <td></td> <td></td> <td></td> <td></td> <td></td> <td></td> <td></td> <td></td> <td></td> <td></td> <td></td> <td></td> <td colspan="2"></td> </tr> <tr> <td colspan="14" style="text-align: center;">ANNUAL OPERATING BUDGET IMPACT (000'S)</td> <td colspan="2"></td> </tr> <tr> <td>Personal Svc.</td> <td></td> <td></td> <td></td> <td></td> <td></td> <td>65</td> <td>65</td> <td>65</td> <td>65</td> <td>65</td> <td></td> <td></td> <td>327</td> <td colspan="2"></td> </tr> <tr> <td>Non-personal</td> <td></td> <td></td> <td></td> <td></td> <td></td> <td>76</td> <td>76</td> <td>76</td> <td>76</td> <td>76</td> <td></td> <td></td> <td>382</td> <td colspan="2"></td> </tr> <tr> <td>Capital</td> <td></td> <td></td> <td></td> <td></td> <td></td> <td>71</td> <td></td> <td></td> <td></td> <td></td> <td></td> <td></td> <td>71</td> <td colspan="2"></td> </tr> <tr> <td>Total Operating</td> <td></td> <td></td> <td></td> <td></td> <td></td> <td>213</td> <td>142</td> <td>142</td> <td>142</td> <td>142</td> <td></td> <td></td> <td>779</td> <td colspan="2"></td> </tr> </tbody> </table>																	Calc. for FY26															Prior Actual	Est FY25	Orig. FY26	Est c/o to FY26	New \$ FY26	FY26	FY27	FY28	FY29	FY30	FY31	FUTURE	Total					EXPENDITURE PLAN (000'S)																Design/Arch/Eng			200	200	200								200			Land (or ROW)	6		453	453	453								459			Construction	453	0.15	3,388	3,388	3,388								3,841			Internal Costs																Equipment & Furnishings																Interest																Other Fees & Costs																Total Project Cost	459		4,041	4,041	4,041								4,500			FUNDING PLAN (000'S)																Sales Tax 2020	459		4,041	4,041	4,041								4,500			Total Funding	459		4,041	4,041	4,041								4,500			LOAN REPAYMENT SCHEDULE (000'S)																Total Loan Repayment																ANNUAL OPERATING BUDGET IMPACT (000'S)																Personal Svc.						65	65	65	65	65			327			Non-personal						76	76	76	76	76			382			Capital						71							71			Total Operating						213	142	142	142	142			779		
		Calc. for FY26																																																																																																																																																																																																																																																																																																																																																																
Prior Actual	Est FY25	Orig. FY26	Est c/o to FY26	New \$ FY26	FY26	FY27	FY28	FY29	FY30	FY31	FUTURE	Total																																																																																																																																																																																																																																																																																																																																																						
EXPENDITURE PLAN (000'S)																																																																																																																																																																																																																																																																																																																																																																		
Design/Arch/Eng			200	200	200								200																																																																																																																																																																																																																																																																																																																																																					
Land (or ROW)	6		453	453	453								459																																																																																																																																																																																																																																																																																																																																																					
Construction	453	0.15	3,388	3,388	3,388								3,841																																																																																																																																																																																																																																																																																																																																																					
Internal Costs																																																																																																																																																																																																																																																																																																																																																																		
Equipment & Furnishings																																																																																																																																																																																																																																																																																																																																																																		
Interest																																																																																																																																																																																																																																																																																																																																																																		
Other Fees & Costs																																																																																																																																																																																																																																																																																																																																																																		
Total Project Cost	459		4,041	4,041	4,041								4,500																																																																																																																																																																																																																																																																																																																																																					
FUNDING PLAN (000'S)																																																																																																																																																																																																																																																																																																																																																																		
Sales Tax 2020	459		4,041	4,041	4,041								4,500																																																																																																																																																																																																																																																																																																																																																					
Total Funding	459		4,041	4,041	4,041								4,500																																																																																																																																																																																																																																																																																																																																																					
LOAN REPAYMENT SCHEDULE (000'S)																																																																																																																																																																																																																																																																																																																																																																		
Total Loan Repayment																																																																																																																																																																																																																																																																																																																																																																		
ANNUAL OPERATING BUDGET IMPACT (000'S)																																																																																																																																																																																																																																																																																																																																																																		
Personal Svc.						65	65	65	65	65			327																																																																																																																																																																																																																																																																																																																																																					
Non-personal						76	76	76	76	76			382																																																																																																																																																																																																																																																																																																																																																					
Capital						71							71																																																																																																																																																																																																																																																																																																																																																					
Total Operating						213	142	142	142	142			779																																																																																																																																																																																																																																																																																																																																																					

FY2026 Capital Improvements Budget / FY 2026 - FY 2031 Project Detail

Project No. c221402

GENERAL PROJECT DATA:		Status	In Progress	CONCURRENCY REQUIREMENTS: (Y/N)		PROJECT NEED CRITERIA	PROJECT SCHEDULE	FY26	FY27	FY28	FY29	FY30	FY31		
Project Title:	Fire Station 9 Babcock Site 1 (FS 9 Relocation)			Does project add capacity (Y/N)?:	No	Safety	X	1	2	3	4	1	2	3	4
Functional Area:	Public Safety			Is it required to maintain Level of Service:		Mandate									
Department:	Fire / EMS			- W/in 5 years? List in CIE (Y/N):	No	Replace									
Location:	South County			- 6 to 10 years? Monitor (Y/N):	No	Growth	X								

PROJECT DESCRIPTION:
 The developer agreement with Kitson, developers of the Babcock Ranch, includes that the developer construct a shell for a fire station within the development. The cost to finish the Fire Station is the responsibility of the County. The station will replace Station 9, located on State Road 31.

Project amended 1/23/24, increasing from \$3.1 to \$4.1 million. Impact Fees will be applied, if available.

PROJECT RATIONALE (Include Additional LOS Detail, if necessary):

OPERATING BUDGET IMPACT:
 Additional facilities personnel and vehicle along with building maintenance costs, alarm monitoring, inspections, pest control, utilities and generator maintenance.

	Prior Actual	Est FY25	Calc. for FY26			FY26	FY27	FY28	FY29	FY30	FY31	FUTURE	Total
			Orig. FY26	Est c/o to FY26	New \$ FY26								
EXPENDITURE PLAN (000'S)													
Design/Arch/Eng	410			-49	49								410
Land (or ROW)	2												2
Construction	2,414	890		333	-49	284							3,588
Software													
Equipment & Furnishings		47		53		53							100
Other													
Total Project Cost	2,826	937		337		337							4,100
Capital Projects Fund													
	1,329			21		21							1,350
Impact Fees	1,497	937		316		316							2,750
Total Funding	2,826	937		337		337							4,100
LOAN REPAYMENT SCHEDULE (000'S)													
Total Loan Repayment													
ANNUAL OPERATING BUDGET IMPACT (000'S)													
Personal Svc.					56	56	56	56	56	56	56		336
Non-personal					77	77	77	77	77	77	77		462
Capital					42	42							42
Total Operating					175	175	133	133	133	133	133		840

REPLACEMENT COUNTY PROPERTY NO.:



FY2026 Capital Improvements Budget / FY 2026 - FY 2031 Project Detail

Project No. c222201

GENERAL PROJECT DATA:		Status	In Progress	CONCURRENCY REQUIREMENTS		(Y/N)	PROJECT NEED	PROJECT	FY26	FY27	FY28	FY29	FY30	FY31
Project Title:	Fire/EMS Vehicle Maint Warehouse			Does project add new capacity?	Yes		CRITERIA	SCHEDULE	1 2 3 4	1 2 3 4	1 2 3 4	1 2 3 4	1 2 3 4	1 2 3 4
Functional Area:	Expansion			Is project required to maintain level of service:			Safety	Design/Arch						
Department:	Public Safety			- Within 5 years? List project in CIE	N/A		Mandate	Land/ROW						
Location:	South			- From 6 to 10 years? Monitor Annually	N/A		Replace	Construct						
							Growth	Equipment						

PROJECT DESCRIPTION:
Provide inside storage for necessary standby emergency equipment comprised of a garage and warehousing facility properly designed for outfitting and maintaining emergency vehicles and large specialized equipment as well as support systems, equipment and materials.

PROJECT RATIONALE (Include Additional LOS Detail, if necessary):
Provide for a secure storage facility for rolling stock emergency vehicles. Facility will prevent excessive weather damage due to heat, sun light, humidity and excessive winds. Equipment is now out in the elements and they are experiencing expensive and unrepairable damages to the tires paint and interiors.

OPERATING BUDGET IMPACT:
Minimum bulding operating costs.

Standby emergency equipment is necessary, when a piece of equipment is turned-in for repairs or maintenance, they must be replaced for the crews to use for daily emergency response. This rotation of vehicles help to prevent breakdowns during emergency call situations, prolong the life of the vehicle and avoid more expensive repair costs in the future. It is a major safety issue.

	Prior Actual	Est FY25	Calc. for FY26			FY26	FY27	FY28	FY29	FY30	FY31	FUTURE	Total
			Orig. FY26	Est c/o to FY26	New \$ FY26								
EXPENDITURE PLAN (000'S)													
Design/Arch/Eng			300		18	318							318
Land (or ROW)													
Construction			2,762		-164	2,598							2,598
Internal Costs													
Equipment & Furnishings													
Interest													
Other Fees & Costs													
Total Project Cost			3,062		-146	2,916							2,916
FUNDING PLAN (000'S)													
Pending Sales Tax 2026			1,962		954	2,916							2,916
Impact Fees			1,100		-1,100								
Total Funding			3,062		-146	2,916							2,916
LOAN REPAYMENT SCHEDULE (000'S)													
Total Loan Repayment													
ANNUAL OPERATING BUDGET IMPACT (000'S)													
Personal Svc.													
Non-personal									30	30	30		89
Capital													
Total Operating									30	30	30		89

FY2026 Capital Improvements Budget / FY 2026 - FY 2031 Project Detail

GENERAL PROJECT DATA:		Status	In Closeout	CONCURRENCY REQUIREMENTS (Y/N)		PROJECT NEEDED	PROJECT SCHEDULE	Project No.				c612101							
Project Title:	Family Services Center Campus Phase 2			Does project add new capacity?	Yes	CRITERIA	SCHEDULE	FY26		FY27		FY28		FY29		FY30		FY31	
Functional Area:	Public Services			Is project required to maintain level of service:		Safety	Design/Arch	1	2	3	4	1	2	3	4	1	2	3	4
Department:	Human Services			- Within 5 years? List project in CIE	N/A	Mandate	Land/ROW												
Location:	Mid County			- From 6 to 10 years? Monitor Annually	N/A	Replace	Construct												
						Growth	Equipment	X											

PROJECT DESCRIPTION:
 Complete the Human Services integrated services model with Phase 2 following the completion of Phase 1. Phase 2 will enable youth services to be constructed as a separate building on the campus. In Phase 2 of the FSC project, the human services staff offices will be constructed along with critical shared support facilities, maker space, and expanded services. The design for Ph 2 will be advanced from the 2014 Sales Tax Extension with Construction from the 2020 Sales Tax Extension. Funding of \$860,000 was advanced from the 2014 Sales Tax Extension to begin the design 1/26/21. Sales Tax Extension 2020 allocated \$10.040 million for a total of \$10.9 million from all sales tax sources.

PROJECT RATIONALE (Include Additional LOS Detail, if necessary):

Phase 2 of the Family Services Center allows for the full realization of an integrated services model and the co-location of government health & human services at the Gibraltar Drive location. The purpose of the completed project (Phases 1 and 2) and programming is coordinated, streamlined, and efficient services that are responsive to client and community needs. The goals of this collaborative effort are to provide residents with timely access to an array of health, education, employment and human services through an integrated service delivery model as well as space to meet with groups, neighbors and friends. The completed project (Phases 1 and 2) will provide stability and support community engagement.

OPERATING BUDGET IMPACT:
 Building maintenance costs, janitorial, fire alarm monitoring, fire extinguisher inspections, backflow inspections, pest control, grounds maintenance, burglar alarm, electricity, water, sewer, landfill fees, and generator fuel charges from an expanded footprint.

	Prior Actual	Est FY25	Calc. for FY26		New \$ FY26	FY26	FY27	FY28	FY29	FY30	FY31	FUTURE	Total
			Orig. FY26	Est c/o to FY26									
EXPENDITURE PLAN (000'S)													
Design/Arch/Eng	1,110			-2	2								1,110
Land (or ROW)													
Construction	8,707	78		291	-30	261							9,046
Internal Costs	234			-13	12								234
Equipment & Furnishings	510			-15	15								510
Interest													
Other Fees & Costs													
Total Project Cost	10,561	79		261		261							10,900
FUNDING PLAN (000'S)													
Sales Tax 2014	863			-3	-3								860
Sales Tax 2020	9,698	79		263	263								10,040
Total Funding	10,561	79		261		261							10,900
LOAN REPAYMENT SCHEDULE (000'S)													
Total Loan Repayment													
ANNUAL OPERATING BUDGET IMPACT (000'S)													
Personal Svc.						70	70	70	70	70			350
Non-personal						76	76	76	76	76			380
Capital						42							42
Total Operating						188	146	146	146	146			772

21450 Gibraltar Drive



FY2026 Capital Improvements Budget / FY 2026 - FY 2031 Project Detail												Project No. c712401																																																																																																																																																																																																																																																																																																																																																																																																																								
GENERAL PROJECT DATA:		Status	In Progress	CONCURRENCY REQUIREMENTS (Y/N)			PROJECT NEED	PROJECT	FY26				FY27				FY28				FY29				FY30				FY31																																																																																																																																																																																																																																																																																																																																																																																																							
Project Title:		Babcock Library & Annex		Does project add new capacity?			Yes	CRITERIA	SCHEDULE	1	2	3	4	1	2	3	4	1	2	3	4	1	2	3	4	1	2	3	4	1	2	3	4																																																																																																																																																																																																																																																																																																																																																																																																			
Functional Area:		Facility Infrastructure		Is project required to maintain level of service:				Safety	Desgn/Arch																																																																																																																																																																																																																																																																																																																																																																																																																											
Department:		Community Services		- Within 5 years? List project in CIE			Yes	Mandate	Land/ROW																																																																																																																																																																																																																																																																																																																																																																																																																											
Location:		South County		- From 6 to 10 years? Monitor Annually			Yes	Replace	Construct																																																																																																																																																																																																																																																																																																																																																																																																																											
Growth								X	Equipment																																																																																																																																																																																																																																																																																																																																																																																																																											
PROJECT DESCRIPTION:									PROJECT RATIONALE (Include Additional LOS Detail, if necessary):																																																																																																																																																																																																																																																																																																																																																																																																																											
<p>The developer agreement with Kitson, developers of the Babcock Ranch, includes that the developer build the core and shell of a new Library. It is the responsibility of the County to finish the interior elements and outfit of the building.</p> <p>Once the scope has been fully developed the costs may be revised.</p>									<p>Babcock will design the building according to Schedule D, and build the shell. The County will finish and outfit the Library.</p>																																																																																																																																																																																																																																																																																																																																																																																																																											
OPERATING BUDGET IMPACT:																																																																																																																																																																																																																																																																																																																																																																																																																																				
Personal SVC 13 FTE Non-Personnel SVC Operating/Maintenance Capital Book Collection																																																																																																																																																																																																																																																																																																																																																																																																																																				
									<table border="1"> <thead> <tr> <th colspan="2"></th> <th colspan="5">Calc. for FY26</th> <th>FY26</th><th>FY27</th><th>FY28</th><th>FY29</th><th>FY30</th><th>FY31</th><th>FUTURE</th><th>Total</th> </tr> <tr> <th>Prior Actual</th><th>Est FY25</th><th>Orig. FY26</th><th>Est c/o to FY26</th><th>New \$ FY26</th><th></th><th></th><th></th><th></th><th></th><th></th><th></th><th></th><th></th> </tr> </thead> <tbody> <tr> <td colspan="14" style="text-align:center">EXPENDITURE PLAN (000'S)</td> </tr> <tr> <td>Design/Arch/Eng</td><td></td><td></td><td></td><td>2,562</td><td>2,562</td><td></td><td></td><td></td><td></td><td></td><td></td><td></td><td>2,562</td> </tr> <tr> <td>Land (or ROW)</td><td></td><td></td><td></td><td></td><td></td><td></td><td></td><td></td><td></td><td></td><td></td><td></td><td></td> </tr> <tr> <td>Construction</td><td></td><td></td><td>10,579</td><td>-10,579</td><td></td><td></td><td></td><td>16,244</td><td></td><td></td><td></td><td></td><td>16,244</td> </tr> <tr> <td>Internal Costs</td><td></td><td></td><td></td><td></td><td></td><td></td><td></td><td></td><td></td><td></td><td></td><td></td><td></td> </tr> <tr> <td>Equipment & Furnishings</td><td></td><td></td><td></td><td></td><td></td><td></td><td></td><td></td><td></td><td></td><td></td><td></td><td></td> </tr> <tr> <td>Interest</td><td></td><td></td><td></td><td></td><td></td><td></td><td></td><td></td><td></td><td></td><td></td><td></td><td></td> </tr> <tr> <td>Other Fees & Costs</td><td></td><td></td><td></td><td></td><td></td><td></td><td></td><td></td><td></td><td></td><td></td><td></td><td></td> </tr> <tr> <td>Total Project Cost</td><td></td><td></td><td>10,579</td><td>-8,017</td><td>2,562</td><td></td><td></td><td>16,244</td><td></td><td></td><td></td><td></td><td>18,806</td> </tr> <tr> <td colspan="14" style="text-align:center">FUNDING PLAN (000'S)</td> </tr> <tr> <td>Pending Sales Tax 2026</td><td></td><td></td><td>10,579</td><td>-8,017</td><td>2,562</td><td></td><td></td><td>16,244</td><td></td><td></td><td></td><td></td><td>18,806</td> </tr> <tr> <td>Impact Fees</td><td></td><td></td><td></td><td></td><td></td><td></td><td></td><td></td><td></td><td></td><td></td><td></td><td></td> </tr> <tr> <td></td><td></td><td></td><td></td><td></td><td></td><td></td><td></td><td></td><td></td><td></td><td></td><td></td><td></td> </tr> <tr> <td></td><td></td><td></td><td></td><td></td><td></td><td></td><td></td><td></td><td></td><td></td><td></td><td></td><td></td> </tr> <tr> <td></td><td></td><td></td><td></td><td></td><td></td><td></td><td></td><td></td><td></td><td></td><td></td><td></td><td></td> </tr> <tr> <td>Total Funding</td><td></td><td></td><td>10,579</td><td>-8,017</td><td>2,562</td><td></td><td></td><td>16,244</td><td></td><td></td><td></td><td></td><td>18,806</td> </tr> <tr> <td colspan="14" style="text-align:center">LOAN REPAYMENT SCHEDULE (000'S)</td> </tr> <tr> <td></td><td></td><td></td><td></td><td></td><td></td><td></td><td></td><td></td><td></td><td></td><td></td><td></td><td></td> </tr> <tr> <td></td><td></td><td></td><td></td><td></td><td></td><td></td><td></td><td></td><td></td><td></td><td></td><td></td><td></td> </tr> <tr> <td></td><td></td><td></td><td></td><td></td><td></td><td></td><td></td><td></td><td></td><td></td><td></td><td></td><td></td> </tr> <tr> <td>Total Loan Repayment</td><td></td><td></td><td></td><td></td><td></td><td></td><td></td><td></td><td></td><td></td><td></td><td></td><td></td> </tr> <tr> <td colspan="14" style="text-align:center">ANNUAL OPERATING BUDGET IMPACT (000'S)</td> </tr> <tr> <td>Personal Svc.</td><td></td><td></td><td></td><td></td><td></td><td></td><td>792</td><td>792</td><td>792</td><td>792</td><td>792</td><td></td><td>3,958</td> </tr> <tr> <td>Non-personal</td><td></td><td></td><td></td><td></td><td></td><td></td><td>180</td><td>180</td><td>180</td><td>180</td><td>180</td><td></td><td>900</td> </tr> <tr> <td>Capital</td><td></td><td></td><td></td><td></td><td></td><td></td><td>200</td><td></td><td></td><td></td><td></td><td></td><td>200</td> </tr> <tr> <td>Total Operating</td><td></td><td></td><td></td><td></td><td></td><td></td><td>1,172</td><td>972</td><td>972</td><td>972</td><td>972</td><td></td><td>5,058</td> </tr> </tbody> </table>																					Calc. for FY26					FY26	FY27	FY28	FY29	FY30	FY31	FUTURE	Total	Prior Actual	Est FY25	Orig. FY26	Est c/o to FY26	New \$ FY26										EXPENDITURE PLAN (000'S)														Design/Arch/Eng				2,562	2,562								2,562	Land (or ROW)														Construction			10,579	-10,579				16,244					16,244	Internal Costs														Equipment & Furnishings														Interest														Other Fees & Costs														Total Project Cost			10,579	-8,017	2,562			16,244					18,806	FUNDING PLAN (000'S)														Pending Sales Tax 2026			10,579	-8,017	2,562			16,244					18,806	Impact Fees																																																								Total Funding			10,579	-8,017	2,562			16,244					18,806	LOAN REPAYMENT SCHEDULE (000'S)																																																								Total Loan Repayment														ANNUAL OPERATING BUDGET IMPACT (000'S)														Personal Svc.							792	792	792	792	792		3,958	Non-personal							180	180	180	180	180		900	Capital							200						200	Total Operating							1,172	972	972	972	972		5,058
		Calc. for FY26					FY26	FY27	FY28	FY29	FY30	FY31	FUTURE	Total																																																																																																																																																																																																																																																																																																																																																																																																																						
Prior Actual	Est FY25	Orig. FY26	Est c/o to FY26	New \$ FY26																																																																																																																																																																																																																																																																																																																																																																																																																																
EXPENDITURE PLAN (000'S)																																																																																																																																																																																																																																																																																																																																																																																																																																				
Design/Arch/Eng				2,562	2,562								2,562																																																																																																																																																																																																																																																																																																																																																																																																																							
Land (or ROW)																																																																																																																																																																																																																																																																																																																																																																																																																																				
Construction			10,579	-10,579				16,244					16,244																																																																																																																																																																																																																																																																																																																																																																																																																							
Internal Costs																																																																																																																																																																																																																																																																																																																																																																																																																																				
Equipment & Furnishings																																																																																																																																																																																																																																																																																																																																																																																																																																				
Interest																																																																																																																																																																																																																																																																																																																																																																																																																																				
Other Fees & Costs																																																																																																																																																																																																																																																																																																																																																																																																																																				
Total Project Cost			10,579	-8,017	2,562			16,244					18,806																																																																																																																																																																																																																																																																																																																																																																																																																							
FUNDING PLAN (000'S)																																																																																																																																																																																																																																																																																																																																																																																																																																				
Pending Sales Tax 2026			10,579	-8,017	2,562			16,244					18,806																																																																																																																																																																																																																																																																																																																																																																																																																							
Impact Fees																																																																																																																																																																																																																																																																																																																																																																																																																																				
Total Funding			10,579	-8,017	2,562			16,244					18,806																																																																																																																																																																																																																																																																																																																																																																																																																							
LOAN REPAYMENT SCHEDULE (000'S)																																																																																																																																																																																																																																																																																																																																																																																																																																				
Total Loan Repayment																																																																																																																																																																																																																																																																																																																																																																																																																																				
ANNUAL OPERATING BUDGET IMPACT (000'S)																																																																																																																																																																																																																																																																																																																																																																																																																																				
Personal Svc.							792	792	792	792	792		3,958																																																																																																																																																																																																																																																																																																																																																																																																																							
Non-personal							180	180	180	180	180		900																																																																																																																																																																																																																																																																																																																																																																																																																							
Capital							200						200																																																																																																																																																																																																																																																																																																																																																																																																																							
Total Operating							1,172	972	972	972	972		5,058																																																																																																																																																																																																																																																																																																																																																																																																																							

FY2026 Capital Improvements Budget / FY 2026 - FY 2031 Project Detail												Project No. c712403																															
GENERAL PROJECT DATA:			Status In Progress		CONCURRENCY REQUIREMENTS (Y/N)			PROJECT NEED CRITERIA			PROJECT SCHEDULE	FY26				FY27				FY28				FY29				FY30				FY31											
Project Title: Library Renovations					Does project add new capacity? Yes			Safety			Design/Arch	1	2	3	4	1	2	3	4	1	2	3	4	1	2	3	4	1	2	3	4	1	2	3	4	1	2	3	4	1	2	3	4
Functional Area: Facility Infrastructure					Is project required to maintain level of service: Yes			Mandate			Land/ROW																																
Department: Community Services					- Within 5 years? List project in CIE Yes			Replace			Construct																																
Location: West County					- From 6 to 10 years? Monitor Annually Yes			Growth			Equipment	X																															
PROJECT DESCRIPTION:													PROJECT RATIONALE (Include Additional LOS Detail, if necessary):																														
This project will renovate and reconfigure existing space, update technology, expand maker spaces, replace shelving, and provide needed infrastructure updates for electrical and technology capacity.													Charlotte County libraries are heavily used, with over 1,000 visitors daily at the four libraries. As the libraries age and technology changes so do the needs of library patrons.																														
This is a 2020 Sales Tax Extension Tier 2 Project at \$1 million; slated in 2026 depending on funds availability.																																											
OPERATING BUDGET IMPACT:																																											
Calc. for FY26																																											
	Prior Actual	Est FY25	Orig. FY26	Est c/o to FY26	New \$ FY26	FY26	FY27	FY28	FY29	FY30	FY31	FUTURE	Total																														
EXPENDITURE PLAN (000'S)																																											
Design/Arch/Eng			111		-111			119					119																														
Land (or ROW)									1,138				1,138																														
Construction																																											
Internal Costs																																											
Equipment & Furnishings																																											
Interest																																											
Other Fees & Costs																																											
Total Project Cost			111		-111			119	1,138				1,258																														
FUNDING PLAN (000'S)																																											
Sales Tax 2020 Tier 2			111		-111			119	1,138				1,258																														
Total Funding			111		-111			119	1,138				1,258																														
LOAN REPAYMENT SCHEDULE (000'S)																																											
Total Loan Repayment																																											
ANNUAL OPERATING BUDGET IMPACT (000'S)																																											
Personal Svc.																																											
Non-personal																																											
Capital																																											
Total Operating																																											

FY2026 Capital Improvements Budget / FY 2026 - FY 2031 Project Detail											Project No. c722601					
GENERAL PROJECT DATA:		Status New	CONCURRENCY REQUIREMENTS (Y/N)		PROJECT NEED CRITERIA		PROJECT SCHEDULE		FY26	FY27	FY28	FY29	FY30	FY31		
Project Title: Bissett Community Park Ph 3 (HMGP-4673)		Does project add new capacity? Y		Safety		Design/Arch		1 2 3 4	1 2 3 4	1 2 3 4	1 2 3 4	1 2 3 4	1 2 3 4	1 2 3 4		
Functional Area: Parks and Recreation		Is project required to maintain level of service:		Mandate		Land/ROW										
Department: Community Services		- Within 5 years? List project in CIE Y/N		Replace		Construct										
Location: South County		- From 6 to 10 years? Monitor Annually Y/N		Growth X		Equipment										
PROJECT DESCRIPTION:							PROJECT RATIONALE (Include Additional LOS Detail, if necessary):									
Design, engineering, and construction required for development of the master space plan for the recreation center meeting the Community Services standards and processes for public input and master planning.							Bissett Park was master planned in 2021 and Phase 1 construction is under construction and funded through a current CIP page. The remaining master planned amenities will be part of Phase 2 to meet the identified minimal levels of service and amenities per the 2015 Parks and Recreation Master Plan. Phase 3 includes the design and construction of a recreation center that meets shelter requirements.									
The Design/Construction stage will include 50,000-60,000 sq feet recreation center to meet hurricane shelter requirements, two gymnasiums, two multi-purpose rooms, full catering kitchen, locker room with showers, backup generator for entire facility, storage for all functional areas, staff offices, break area, meeting space, and lighted parking to support the recreation center.																
Note – this project is include in the HMPG process for Hurricane Ian.																
OPERATING BUDGET IMPACT:																
Personnel SVC 6 FTE 5 PTE																
Non-Personnel SVC Operating/Maintenance																
Capital 1 vehicle																
Calc. for FY26																
	Prior Actual	Est FY25	Orig. FY26	Est c/o FY26	New \$ FY26	FY26	FY27	FY28	FY29	FY30	FY31	FUTURE	Total			
EXPENDITURE PLAN (000'S)																
Design/Arch/Eng								3,620			777		4,397			
Land (or ROW)																
Construction								29,180			6,307		35,486			
Internal Costs																
Equipment & Furnishings																
Interest																
Other Fees & Costs																
Total Project Cost								32,800			7,084		39,884			
FUNDING PLAN (000'S)																
Pending Sales Tax 2026											7,084		7,084			
Grants Pending								32,800					32,800			
Total Funding								32,800			7,084		39,884			
LOAN REPAYMENT SCHEDULE (000'S)																
Total Loan Repayment																
ANNUAL OPERATING BUDGET IMPACT (000'S)																
Personal Svc.											644		644			
Non-personal											312		312			
Capital											104		104			
Total Operating											1,060		1,060			

FY2026 Capital Improvements Budget / FY 2026 - FY 2031 Project Detail **Project No. c721404**

GENERAL PROJECT DATA:		Status	In Progress	CONCURRENCY REQUIREMENTS		(Y/N)	PROJECT NEED CRITERIA		PROJECT SCHEDULE		FY26	FY27	FY28	FY29	FY30	FY31										
Project Title:	Boating Improvements-Ainger Creek			Does project add new capacity?		Yes	Safety X Mandate Replace X Growth X		Desgn/Arch Land/ROW Construct Equipment		1	2	3	4	1	2	3	4	1	2	3	4	1	2	3	4
Functional Area:	Culture and Recreation			Is project required to maintain level of service:		No																				
Department:	Community Services			- Within 5 years? List project in CIE		No																				
Location:	County Wide			- From 6 to 10 years? Monitor Annually		No																				

PROJECT DESCRIPTION:
 This project provides for boat ramp improvements, land acquisition for new parking and boating facilities, and development of new boat ramps funded by parking fees and parking passes. Starting in 2020, the budget represents the Ainger Creek location.

 Boater Improvement (State) Funding for 2025 authorized as part of the Boater Improvement Fund process in April 2024.

PROJECT RATIONALE (Include Additional LOS Detail, if necessary):
 The Marine Sighting Study and the County's Comprehensive Plan displays a significant shortage of boat ramps and parking throughout the County.

OPERATING BUDGET IMPACT:
 Additional operating costs and contracted services for janitorial.

REPLACEMENT COUNTY PROPERTY NO.:

	Prior Actual	Est FY25	Calc. for FY26		New \$ FY26	FY26	FY27	FY28	FY29	FY30	FY31	FUTURE	Total
			Orig. FY26	Est c/o to FY26									
EXPENDITURE PLAN (000'S)													
Design/Arch/Eng	224	6		49		49							279
Land (or ROW)													
Construction	772			674	2,969	3,644							4,416
Internal Costs													
Equipment & Furnishings													
Interest													
Other Fees & Costs													
Total Project Cost	996	6		724	2,969	3,693							4,695
FUNDING PLAN (000'S)													
Capital Projects Fund	232	6		313	3,130	3,443							3,682
Parking Fees	763			160	-160								763
Boater Improvement				250		250							250
Total Funding	996	6		724	2,969	3,693							4,695
LOAN REPAYMENT SCHEDULE (000'S)													
Total Loan Repayment													
ANNUAL OPERATING BUDGET IMPACT (000'S)													
Personal Svc.													
Non-personal							23	23	23	23	23		113
Capital													
Total Operating							23	23	23	23	23		113

Ainger Creek Boat Ramp (In Design in 2018)
 approach paving, ramp
 single conc, dock,

FY2026 Capital Improvements Budget / FY 2026 - FY 2031 Project Detail Project No. **c722402**

GENERAL PROJECT DATA:		Status	In Progress	CONCURRENCY REQUIREMENTS	(Y/N)	PROJECT NEED	PROJECT SCHEDULE	FY26	FY27	FY28	FY29	FY30	FY31
Project Title: Centennial Park Pool Ph 3				Does project add new capacity?	Yes	CRITERIA		1 2 3 4	1 2 3 4	1 2 3 4	1 2 3 4	1 2 3 4	1 2 3 4
Functional Area:	Facility Infrastructure			Is project required to maintain level of service:		Safety	Design/Arch						
Department:	Community Services			- Within 5 years? List project in CIE	Yes	Mandate	Land/ROW						
Location:	Mid County			- From 6 to 10 years? Monitor Annually	Yes	Replace	Construct						
						Growth	Equipment						

PROJECT DESCRIPTION:
 Design, engineer and construction expansion of the aquatic center at Centennial Park. Amenities may include an integrated water-based playground, lazy river/water walking and water aerobics area, (4) 25 yd. lap lanes, shade structures, geothermal heating system, deck furniture, and equipment.

PROJECT RATIONALE (Include Additional LOS Detail, if necessary):

OPERATING BUDGET IMPACT:
 Staffing and operating for the additions to the pool facility.

	Prior Actual	Est FY25	Calc. for FY26			FY26	FY27	FY28	FY29	FY30	FY31	FUTURE	Total
			Orig. FY26	Est c/o to FY26	New \$ FY26								
EXPENDITURE PLAN (000'S)													
Design/Arch/Eng									1,391				1,391
Land (or ROW)													
Construction								13,281					13,281
Internal Costs													
Equipment & Furnishings													
Interest													
Other Fees & Costs													
Total Project Cost									14,672				14,672
FUNDING PLAN (000'S)													
Pending Sales Tax 2026								14,672					14,672
Total Funding								14,672					14,672
LOAN REPAYMENT SCHEDULE (000'S)													
Total Loan Repayment													
ANNUAL OPERATING BUDGET IMPACT (000'S)													
Personal Svc.										296	296		591
Non-personal										115	115		230
Capital													
Total Operating										411	411		821



FY2026 Capital Improvements Budget / FY 2026 - FY 2031 Project Detail **Project No. c722415**

GENERAL PROJECT DATA:		Status	In Progress	CONCURRENCY REQUIREMENTS	(Y/N)	PROJECT NEED	PROJECT	FY26	FY27	FY28	FY29	FY30	FY31		
Project Title:	Charlotte Sports Park Asphalt Parking			Does project add new capacity?	Yes	CRITERIA	SCHEDULE	1	2	3	4	1	2	3	4
Functional Area:	Facility Infrastructure			Is project required to maintain level of service:		Safety	Design/Arch								
Department:	Community Services			- Within 5 years? List project in CIE	Yes	Mandate	Land/ROW								
Location:	Mid County			- From 6 to 10 years? Monitor Annually	Yes	Replace	Construct								
						Growth	Equipment								

PROJECT DESCRIPTION:
 Permit and construct approximately 800 paved parking space at the Charlotte Sports Park, with an additional 50 accessible parking spaces.

 Engineering and construction costs are to be refined based on future scoping of this project.

PROJECT RATIONALE (Include Additional LOS Detail, if necessary):
 The Charlotte Sports Park was renovated in 2006 but did not include paved parking of the main parking lot. Visitors to the facility are often exposed to water and mud in the grass parking lot. Paved parking would increase patron satisfaction and attendance.

OPERATING BUDGET IMPACT:
 General repair and maintenace.

	Prior Actual	Est FY25	Calc. for FY26			FY26	FY27	FY28	FY29	FY30	FY31	FUTURE	Total
			Orig. FY26	Est c/o to FY26	New \$ FY26								
EXPENDITURE PLAN (000'S)													
Design/Arch/Eng								510					510
Land (or ROW)													
Construction								3,263					3,263
Internal Costs													
Equipment & Furnishings													
Interest													
Other Fees & Costs													
Total Project Cost								3,773					3,773
FUNDING PLAN (000'S)													
Pending Sales Tax 2026								3,773					3,773
Total Funding								3,773					3,773
LOAN REPAYMENT SCHEDULE (000'S)													
Total Loan Repayment													
ANNUAL OPERATING BUDGET IMPACT (000'S)													
Personal Svc.													
Non-personal									46	46	46		138
Capital													
Total Operating									46	46	46		138

FY2026 Capital Improvements Budget / FY 2026 - FY 2031 Project Detail													Project No. c722405															
GENERAL PROJECT DATA:			Status	In Progress	CONCURRENCY REQUIREMENTS		(Y/N)		PROJECT NEED CRITERIA		PROJECT SCHEDULE		FY26		FY27		FY28		FY29		FY30		FY31					
Project Title:			Charlotte Sports Park Renovations		Does project add new capacity?		No		Safety		Design/Arch		1	2	3	4	1	2	3	4	1	2	3	4	1	2	3	4
Functional Area:			Facility Infrastructure		Is project required to maintain level of service:		No		Mandate		Land/ROW																	
Department:			Community Services		- Within 5 years? List project in CIE		No		Replace		Construct																	
Location:			Mid County		- From 6 to 10 years? Monitor Annually		No		Growth		Equipment																	
PROJECT DESCRIPTION:													PROJECT RATIONALE (Include Additional LOS Detail, if necessary):															
Improvements include a new maintenance yard and building (4,800 sf), LED lighting in the stadium bowl, parking lot, and walkways (not field lighting), boardwalk shade structures, accessibility to the stadium field and practice fields, press level roof access, restroom renovations at the practice fields and stadium, poured in place playground surfacing, and batting cage renovations.													The Charlotte Sports Park was renovated in 2006. The growth of the tenant baseball organizations warrant expansion to meet the level of service in upcoming years. The facility needs additions and renovations to continue to provide professional sports venue operations.															
This is a 2020 Sales Tax Extension Tier 2 Project at \$6 million; slated in 2027 depending on funds availability.																												
OPERATING BUDGET IMPACT:																												
General repair and maintenance.																												
Calc. for FY26																												
	Prior Actual	Est FY25	Orig. FY26	Est c/o to FY26	New \$ FY26	FY26	FY27	FY28	FY29	FY30	FY31	FUTURE	Total															
EXPENDITURE PLAN (000'S)																												
Design/Arch/Eng																												
Land (or ROW)																												
Construction								7,156					7,156															
Internal Costs																												
Equipment & Furnishings																												
Interest																												
Other Fees & Costs																												
Total Project Cost								7,156					7,156															
FUNDING PLAN (000'S)																												
Sales Tax 2020 Tier 2								7,156					7,156															
Total Funding								7,156					7,156															
LOAN REPAYMENT SCHEDULE (000'S)																												
Total Loan Repayment																												
ANNUAL OPERATING BUDGET IMPACT (000'S)																												
Personal Svc.										54	54	54		162														
Non-personal										145	145	145		435														
Capital																												
Total Operating										199	199	199		597														

FY2026 Capital Improvements Budget / FY 2026 - FY 2031 Project Detail

Project No. c722204

GENERAL PROJECT DATA:		Status	In Progress	CONCURRENCY REQUIREMENTS		(Y/N)	PROJECT NEED	PROJECT SCHEDULE	FY26	FY27	FY28	FY29	FY30	FY31
Project Title:	East Kings Highway Community Park			Does project add new capacity?	Yes		CRITERIA		1 2 3 4	1 2 3 4	1 2 3 4	1 2 3 4	1 2 3 4	1 2 3 4
Functional Area:	Culture and Recreation			Is project required to maintain level of service:			Safety	Design/Arch						
Department:	Community Services			- Within 5 years? List project in CIE	N/A		Mandate	Land/ROW						
Location:	Mid County			- From 6 to 10 years? Monitor Annually	N/A		Replace	Construct						
							Growth	Equipment						

PROJECT DESCRIPTION:
 Acquisition of land and design of a community park East of Kings Highway, in accordance with the Community Services Parks Master plan. Initial funding in the 6 year window (22-27) is for land and design task with construction following in a subsequent year. The park design will include the minimum LOS amenities identified in the master plan, including but not limited to playgrounds, sports courts, sport fields, pavilion, restroom, community facility and open space.

PROJECT RATIONALE (Include Additional LOS Detail, if necessary):
 The Parks and Recreation Master plan has identified four locations for new community parks to fill potential gaps in service with increased population density. East Kings Highway community park will serve a 3-mile radius in one of the densest areas of the County.

OPERATING BUDGET IMPACT:
 Additional part time maintenance worker, pickup and associated operating expenses related to park expansion.

REPLACEMENT COUNTY PROPERTY NO.:

	Prior Actual	Est FY25	Calc. for FY26			FY26	FY27	FY28	FY29	FY30	FY31	FUTURE	Total
			Orig. FY26	Est c/o to FY26	New \$ FY26								
EXPENDITURE PLAN (000'S)													
Design/Arch/Eng												2,428	2,428
Land (or ROW)												9,713	9,713
Construction												26,067	26,067
Internal Costs													
Equipment & Furnishings													
Interest													
Other Fees & Costs													
Total Project Cost												38,208	38,208
FUNDING PLAN (000'S)													
Capital Projects Fund												38,208	38,208
Impact Fees													
Total Funding												38,208	38,208
LOAN REPAYMENT SCHEDULE (000'S)													
Total Loan Repayment													
ANNUAL OPERATING BUDGET IMPACT (000'S)													
Personal Svc.												19	19
Non-personal												14	14
Capital												40	40
Total Operating												73	73

FY2026 Capital Improvements Budget / FY 2026 - FY 2031 Project Detail Project No. **c722105**

GENERAL PROJECT DATA:		Status	In Progress	CONCURRENCY REQUIREMENTS (Y/N)	PROJECT NEED	PROJECT SCHEDULE	FY26	FY27	FY28	FY29	FY30	FY31
Project Title:	GC Herring Park Ph 1			Does project add new capacity? Yes	CRITERIA	SCHEDULE	1 2 3 4	1 2 3 4	1 2 3 4	1 2 3 4	1 2 3 4	1 2 3 4
Functional Area:	Culture/Recreation			Is project required to maintain level of service:	Safety	Design/Arch						
Department:	Community Services			- Within 5 years? List project in CIE	Mandate	Land/ROW						
Location:	West County			- From 6 to 10 years? Monitor Annually	Replace X	Construct						
					Growth X	Equipment						


PROJECT DESCRIPTION:
 Phase II design and construction of GC Herring Park. Redevelopment of the park will include necessary amenities for a community park as identified in the Parks and Recreation Master Plan, and include but are not limited to a playground, sport courts, sport fields, open space, pavilion, community facility, trails, restroom and parking. The existing running track will be resurfaced and the RC track with driver stand will be relocated. Design is funded from the FY19 Capital Maintenance Plan. State of Florida Department of Environmental Protection (FRDAP) grant accepted via BA24-079 12/12/23. The amendment also corrects a scrivener's error, to Phase 1.
 A total of \$2.5 million was allocated in Tier 1 from the 2020 Sales Tax Extension. Amended 12/12/23 to add grant funding.

PROJECT RATIONALE (Include Additional LOS Detail, if necessary):
 This park was reclassified from a neighborhood park to a community park. The park is over 40 years old and many of the amenities are in need of replacement. Additional amenities will be planned to meet the minimal level of service as defined by the Parks and Recreation Master Plan.

OPERATING BUDGET IMPACT:
 Full time maintenance worker, an additional vehicle along with a minimal operating cost increase.

	Prior Actual	Est FY25	Calc. for FY26		New \$ FY26	FY26	FY27	FY28	FY29	FY30	FY31	FUTURE	Total
			Orig. FY26	Est c/o to FY26									
EXPENDITURE PLAN (000'S)													
Design/Arch/Eng Land (or ROW)	16	40		444	444								500
Construction	2			2,288	2,288								2,291
Internal Costs													
Equipment & Furnishings													
Interest													
Other Fees & Costs													
Total Project Cost	19	40		2,733	2,733								2,791
FUNDING PLAN (000'S)													
Sales Tax 2020	19	40		2,533	2,533								2,591
Grants				200	200								200
Total Funding	19	40		2,733	2,733								2,791
LOAN REPAYMENT SCHEDULE (000'S)													
Total Loan Repayment													
ANNUAL OPERATING BUDGET IMPACT (000'S)													
Personal Svc.							63	63	63	63	63		314
Non-personal							33	33	33	33	33		167
Capital							60						60
Total Operating							156	96	96	96	96		542

G.C. Herring Park, 3406 Indiana Rd, Placida



FY2026 Capital Improvements Budget / FY 2026 - FY 2031 Project Detail

Project No. g252007

GENERAL PROJECT DATA:		Status	In Progress	CONCURRENCY REQUIREMENTS		(Y/N)	PROJECT NEED	PROJECT	FY26	FY27	FY28	FY29	FY30	FY31
Project Title:		Harold Avenue Generator Mitigation Grant		Does project add new capacity?		No	CRITERIA	SCHEDULE	1 2 3 4	1 2 3 4	1 2 3 4	1 2 3 4	1 2 3 4	1 2 3 4
Functional Area:	Facilities	Is project required to maintain level of service:					Safety	Design/Arch						
Department:	Community Services	- Within 5 years? List project in CIE		N/A			Mandate	Land/ROW						
Location:	Mid County	- From 6 to 10 years? Monitor Annually		N/A			Replace	Construct						
							Growth	Equipment						

PROJECT DESCRIPTION:
 This Mitigation Grant funded project will provide funding for a permanent backup generator and enclosure for the Harold Avenue Recreation Center, 23400 Harold Avenue, Port Charlotte. This facility is identified as a Charlotte County evacuation location. The backup generator will ensure power to the evacuation facility.
 The grant is funded 75% from FEMA, with a 25% match, adopted via amended BA20-005.
 Note: the Amendment includes the contingency which provide for 10% adjustment before it needs approval from FEMA to be used, and as long as it does not exceed the approved amount.

OPERATING BUDGET IMPACT:
 Annual generator maintenance, fuel for operational testing.

PROJECT RATIONALE (Include Additional LOS Detail, if necessary):

	Prior Actual	Est FY25	Calc. for FY26		New \$	FY26	FY27	FY28	FY29	FY30	FY31	FUTURE	Total
			Orig. FY26	Est c/o to FY26									
EXPENDITURE PLAN (000'S)													
Design/Arch/Eng													
Land (or ROW)													
Construction	336			55		55							391
Internal Costs													
Equipment & Furnishings													
Interest													
Other Fees & Costs													
Total Project Cost	336			55		55							391
FUNDING PLAN (000'S)													
Capital Projects Fund	85			30		30							115
Grants	251			25		25							276
Total Funding	336			55		55							391
LOAN REPAYMENT SCHEDULE (000'S)													
Total Loan Repayment													
ANNUAL OPERATING BUDGET IMPACT (000'S)													
Personal Svc.													
Non-personal					2	2	2	2	2	2	2		12
Capital													
Total Operating					2	2	2	2	2	2	2		12

FY2026 Capital Improvements Budget / FY 2026 - FY 2031 Project Detail

Project No. g251907

GENERAL PROJECT DATA:		Status	In Progress	CONCURRENCY REQUIREMENTS	(Y/N)	PROJECT NEED	PROJECT	FY26	FY27	FY28	FY29	FY30	FY31
Project Title:	Harold Avenue Rec Center Wind Retrofit			Does project add new capacity?	No	CRITERIA	SCHEDULE	1 2 3 4	1 2 3 4	1 2 3 4	1 2 3 4	1 2 3 4	1 2 3 4
Functional Area:	Community Services			Is project required to maintain level of service:		Safety	Design/Arch						
Department:	Recreations			- Within 5 years? List project in CIE	N/A	Mandate	Land/ROW						
Location:	Mid County			- From 6 to 10 years? Monitor Annually	N/A	Replace	Construct						
						Growth	Equipment						

PROJECT DESCRIPTION:
 A feasibility study was completed on the existing facility for scope of retrofit, and Amendment 2 to the grant agreement provides for protecting all exterior openings such as windows, doors, louvers, exhaust fans, with impact-resistant products in compliance with current wind speed and impact requirements for the project's location. The proposed project intends to protect the integrity of the building envelope and reduce potential structural and content damage from future high wind events.
 Amendment 1 awarded 6/22/21 is discussed in the project rationale area.
 23400 Harold Ave, Port Charlotte, Grant Agreement # H0128, Project 4337-24R

PROJECT RATIONALE (Include Additional LOS Detail, if necessary):
 The storm shutters and hurricane glass will protect residents' health & safety for those who are evacuating from tropical force winds and storm surge because this structure can be used as a shelter for those who do not have a safe place to evacuate to.

OPERATING BUDGET IMPACT:
 No additional operating impacts.

Amendment 1 to contract 20-300 allows for a structural analysis of the existing Harold Avenue Recreation Center. This analysis will evaluate the building's compliance with the current Florida Building Code. The amendment would also allow for structural modifications to the construction documents as necessary to make the existing facility structurally compliant to the current Florida Building Code.

	Prior Actual	Est FY25	Calc. for FY26			FY26	FY27	FY28	FY29	FY30	FY31	FUTURE	Total
			Orig. FY26	Est c/o to FY26	New \$ FY26								
EXPENDITURE PLAN (000'S)													
Design/Arch/Eng	114			52		52							166
Land (or ROW)													
Construction	183			207		207							390
Internal Costs													
Equipment & Furnishings													
Interest													
Other Fees & Costs													
Total Project Cost	298			259		259							556
FUNDING PLAN (000'S)													
Capital Projects Fund	75	-		64		64							139
Grants	223			194		194							417
Total Funding	298			259		259							556
LOAN REPAYMENT SCHEDULE (000'S)													
Total Loan Repayment													
ANNUAL OPERATING BUDGET IMPACT (000'S)													
Personal Svc.													
Non-personal													
Capital													
Total Operating													

FY2026 Capital Improvements Budget / FY 2026 - FY 2031 Project Detail

Project No. c722205

GENERAL PROJECT DATA:		Status In Progress	CONCURRENCY REQUIREMENTS (Y/N)		PROJECT NEED CRITERIA	PROJECT SCHEDULE	FY26	FY27	FY28	FY29	FY30	FY31
Project Title:	Maracaibo Community Park & Concession		Does project add new capacity?	Yes/No	Safety	Design/Arch	1 2 3 4	1 2 3 4	1 2 3 4	1 2 3 4	1 2 3 4	1 2 3 4
Functional Area:	Culture and Recreation		Is project required to maintain level of service:	Yes/No	Mandate	Land/ROW						
Department:	Community Services		- Within 5 years? List project in CIE	Yes/No	Replace	Construct						
Location:	Mid County		- From 6 to 10 years? Monitor Annually	Yes/No	Growth	Equipment						

PROJECT DESCRIPTION:
 Design and engineering for park improvements including concession and restroom improvements and additional amenities including but not limited to sport courts, pavilion, defined parking, open space and multipurpose fields. Construction scheduled in 2028 on the Capital Needs Assessment.

PROJECT RATIONALE (Include Additional LOS Detail, if necessary):
 Maracaibo Community Park does not currently meet the established minimum LOS of the Countywide Parks and Recreation Master Plan. Additional amenities will bring the LOS to the minimum standard and complement existing amenities.

OPERATING BUDGET IMPACT:
 Additional part time maintenance worker, pickup and associated operating expenses.

REPLACEMENT COUNTY PROPERTY NO.:

	Prior Actual	Est FY25	Calc. for FY26		New \$ to FY26	FY26	FY27	FY28	FY29	FY30	FY31	FUTURE	Total
			Orig. FY26	Est c/o to FY26									
EXPENDITURE PLAN (000'S)													
Design/Arch/Eng						1,086							1,086
Land (or ROW)													
Construction							9,380						9,380
Internal Costs													
Equipment & Furnishings													
Interest													
Other Fees & Costs													
Total Project Cost						1,086	9,380						10,466
FUNDING PLAN (000'S)													
Capital Projects Fund													
Impact Fees													
Pending Sales Tax 2026						1,086	9,380						10,466
Total Funding						1,086	9,380						10,466
LOAN REPAYMENT SCHEDULE (000'S)													
Total Loan Repayment													
ANNUAL OPERATING BUDGET IMPACT (000'S)													
Personal Svc.									65	65	65		194
Non-personal									42	42	42		126
Capital									40				40
Total Operating									147	107	107		360



FY2026 Capital Improvements Budget / FY 2026 - FY 2031 Project Detail

Project No. c722201

GENERAL PROJECT DATA:		Status	In Progress	CONCURRENCY REQUIREMENTS		(Y/N)	PROJECT NEED	PROJECT SCHEDULE	FY26	FY27	FY28	FY29	FY30	FY31
Project Title:	McGuire Park Phase 2			Does project add new capacity?	Yes/No		CRITERIA		1 2 3 4	1 2 3 4	1 2 3 4	1 2 3 4	1 2 3 4	1 2 3 4
Functional Area:	Culture and Recreation	Is project required to maintain level of service:				Yes/No	Safety	Design/Arch						
Department:	Community Services	- Within 5 years? List project in CIE				Yes/No	Mandate	Land/ROW						
Location:	Mid County	- From 6 to 10 years? Monitor Annually				Yes/No	Replace	Construct						
							Growth	Equipment						

PROJECT DESCRIPTION:
 Complete the elements of the McGuire Park master plan. Amenities to include additional picnic pavilion, expanded parking lot, community building, pedestrian bridge, bermuda sod with irrigation, and architectural fencing.

PROJECT RATIONALE (Include Additional LOS Detail, if necessary):
 Phase 2 of the McGuire Park Master Plan.

OPERATING BUDGET IMPACT:
 One part time maintenance worker, truck, site contract maintenance, and miscellaneous operating supplies.

REPLACEMENT COUNTY PROPERTY NO.:

	Prior Actual	Est FY25	Calc. for FY26		New \$ to FY26	FY26	FY27	FY28	FY29	FY30	FY31	FUTURE	Total
			Orig. FY26	Est c/o to FY26									
EXPENDITURE PLAN (000'S)													
Design/Arch/Eng				29		29							29
Land (or ROW)													
Construction				2,871		2,871							2,871
Internal Costs													
Equipment & Furnishings													
Interest													
Other Fees & Costs													
Total Project Cost				2,900		2,900							2,900
FUNDING PLAN (000'S)													
Capital Projects Fund				2,400		2,400							2,400
Impact Fees				500		500							500
Total Funding				2,900		2,900							2,900
LOAN REPAYMENT SCHEDULE (000'S)													
Total Loan Repayment													
ANNUAL OPERATING BUDGET IMPACT (000'S)													
Personal Svc.						40	40	40	40	40	40		241
Non-personal						16	16	16	16	16	16		94
Capital						60	60						60
Total Operating						116	116	56	56	56	56		395

FY2026 Capital Improvements Budget / FY 2026 - FY 2031 Project Detail

Project No. c192604

GENERAL PROJECT DATA:		Status	New	CONCURRENCY REQUIREMENTS (Y/N)		PROJECT NEED	PROJECT	FY26	FY27	FY28	FY29	FY30	FY31
Project Title:	Mid County Annex			Does project add new capacity?	Yes/No	CRITERIA	SCHEDULE	1 2 3 4	1 2 3 4	1 2 3 4	1 2 3 4	1 2 3 4	1 2 3 4
Functional Area:	Facilities	Is project required to maintain level of service:					Design/Arch						
Department:	Facilities Management	- Within 5 years? List project in CIE				Yes/No	Mandate						
Location:	Mid County	- From 6 to 10 years? Monitor Annually				Yes/No	Replace						
							Growth						

PROJECT DESCRIPTION:
60,000 SF Annex building in Westport Villages. It will require programming and to align with the established Annex masterplan.

PROJECT RATIONALE (Include Additional LOS Detail, if necessary):
Following the standards of Annex services to Charlotte County a Mid-County Annex will support regional growth to support governmental services to the community. The addition of a Mid-County Annex will offset space needs for Murdock to allow services to expand and grow in the current Administration building.

OPERATING BUDGET IMPACT:
Personnel SVC 1 FTE
Non-Personnel SVC Operating/Maintenance

REPLACEMENT COUNTY PROPERTY NO.:

		Calc. for FY26					FY26	FY27	FY28	FY29	FY30	FY31	FUTURE	Total
Prior Actual	Est FY25	Orig. FY26	Est c/o to FY26	New \$ FY26										
EXPENDITURE PLAN (000'S)														
Design/Arch/Eng								6,074					6,074	
Land (or ROW)														
Construction								44,115					44,115	
Internal Costs														
Equipment														
Interest														
Other Fees & Costs														
Total Project Cost								50,189					50,189	
FUNDING PLAN (000'S)														
Pending Sales Tax 2026								50,189					50,189	
Total Funding								50,189					50,189	
LOAN REPAYMENT SCHEDULE (000'S)														
Total Loan Repayment														
OPERATING BUDGET IMPACT (000'S)														
Personal Svc.									180	180	180		541	
Non-personal									226	226	226		679	
Capital									29				29	
Total Operating									436	407	407		1,249	

FY2026 Capital Improvements Budget / FY 2026 - FY 2031 Project Detail **Project No. c722602**

GENERAL PROJECT DATA:		Status: New	CONCURRENCY REQUIREMENTS (Y/N)		PROJECT NEED CRITERIA	PROJECT SCHEDULE	FY26	FY27	FY28	FY29	FY30	FY31		
Project Title:	Myakka River Park - Phase 2		Does project add new capacity?	Y	Safety	Design/Arch	1	2	3	4	1	2	3	4
Functional Area:	Parks and Recreation		Is project required to maintain level of service:		Mandate	Land/ROW								
Department:	Community Services		- Within 5 years? List project in CIE	Y/N	Replace	Construct								
Location:	West County		- From 6 to 10 years? Monitor Annually	Y/N	Growth	Equipment								

PROJECT DESCRIPTION:
 Myakka River Park Phase 2 includes the following amenities: Additional parking areas, ropes course, boardwalk overlooks, additional parking areas, fishing pier/boardwalk overwater, paving of canoe/kayak launch parking lot, ADA canoe/kayak launch, playground, restroom, unlit multi-purpose field restroom, pedestrian access points, and roadway expansion along park boundary.

PROJECT RATIONALE (Include Additional LOS Detail, if necessary):
 Myakka River Park was master planned in 2021 and Phase 1 construction is under construction and funded through a current CIP page. The remaining master planned amenities will be part of Phase 2 to meet the identified minimal levels of service and amenities per the Parks and Recreation Master Plan.

OPERATING BUDGET IMPACT:
 1 FT Maintenance worker, truck, fuel and operating costs

	Prior Actual	Est FY25	Calc. for FY26			FY26	FY27	FY28	FY29	FY30	FY31	FUTURE	Total
			Orig. FY26	Est c/o FY26	New \$ FY26								
EXPENDITURE PLAN (000'S)													
Design/Arch/Eng Land (or ROW)										1,086			1,086
Construction										9,617			9,617
Internal Costs													
Equipment & Furnishings													
Interest													
Other Fees & Costs													
Total Project Cost										10,704			10,704
FUNDING PLAN (000'S)													
Pending Sales Tax 2026										10,704			10,704
Total Funding										10,704			10,704
LOAN REPAYMENT SCHEDULE (000'S)													
Total Loan Repayment													
ANNUAL OPERATING BUDGET IMPACT (000'S)													
Personal Svc.													66
Non-personal Capital													15
Total Operating													81

FY2026 Capital Improvements Budget / FY 2026 - FY 2031 Project Detail Project No. **c722409**

GENERAL PROJECT DATA:		Status	In Progress	CONCURRENCY REQUIREMENTS	(Y/N)	PROJECT NEED	PROJECT	FY26	FY27	FY28	FY29	FY30	FY31
Project Title:	Park Renovation at Port Charlotte Beach, Bissett, Engwood East and Franz Ross Parks	Does project add new capacity?		Yes	Yes	CRITERIA	SCHEDULE	1 2 3 4	1 2 3 4	1 2 3 4	1 2 3 4	1 2 3 4	1 2 3 4
Functional Area:	Facility Infrastructure	Is project required to maintain level of service:				Safety	Design/Arch						
Department:	Community Services	- Within 5 years? List project in CIE		Yes		Mandate	Land/ROW						
Location:	Various	- From 6 to 10 years? Monitor Annually		Yes		Replace	Construct						
						Growth	Equipment						

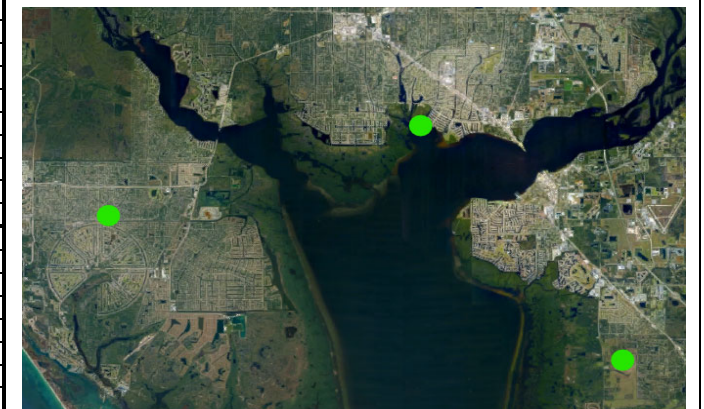
PROJECT DESCRIPTION:
 The general scope shall consist of providing all necessary design, engineering, and construction required for the demolition and replacement of major park amenities. First phase projects will include replacement of Port Charlotte Beach park playground restroom renovation/expansion, Bissett Park large pavilion replacement, Franz Ross pavilion replacement Englewood East restroom replacement.

Engineering and construction costs are to be refined based on future scoping of this project.

PROJECT RATIONALE (Include Additional LOS Detail, if necessary):
 One of the main tenets of the 2015 Parks and Recreation Master Plan is to "take care of what we have" and the focus should first improve and bring existing inventory up to standard. Many amenities with the Charlotte County Park systems are original to the construction of the parks and many are heavily used. This project will fully replace large park amenities that have reached the end of their lifecycle.

OPERATING BUDGET IMPACT:
 Operating impacts will be calculated once the full scope of the project has been determined.

		Calc. for FY26												Total
Prior Actual	Est FY25	Orig. FY26	Est c/o to FY26	New \$ FY26		FY26	FY27	FY28	FY29	FY30	FY31	FUTURE	Total	
EXPENDITURE PLAN (000'S)														
Design/Arch/Eng								239					239	
Land (or ROW)								6,202					6,202	
Construction								2,266					2,266	
Internal Costs														
Equipment & Furnishings														
Interest														
Other Fees & Costs														
Total Project Cost								8,707					8,707	
FUNDING PLAN (000'S)														
Pending Sales Tax 2026								8,707					8,707	
Total Funding								8,707					8,707	
LOAN REPAYMENT SCHEDULE (000'S)														
Total Loan Repayment														
ANNUAL OPERATING BUDGET IMPACT (000'S)														
Personal Svc.														
Non-personal									5	5	5		15	
Capital														
Total Operating									5	5	5		15	



FY2026 Capital Improvements Budget / FY 2026 - FY 2031 Project Detail **Project No. c722410**

GENERAL PROJECT DATA:		Status	In Progress	CONCURRENCY REQUIREMENTS	(Y/N)	PROJECT NEED CRITERIA	PROJECT SCHEDULE	FY26	FY27	FY28	FY29	FY30	FY31
Project Title:	Park Restrooms - Bill Coy Preserve			Does project add new capacity?	Yes	Safety	1 2 3 4	1 2 3 4	1 2 3 4	1 2 3 4	1 2 3 4	1 2 3 4	1 2 3 4
Functional Area:	Facility Infrastructure			Is project required to maintain level of service:		Mandate							
Department:	Community Services			- Within 5 years? List project in CIE	Yes	Replace							
Location:	West County			- From 6 to 10 years? Monitor Annually	Yes	Growth	X						

PROJECT DESCRIPTION:
 The general scope shall consist of providing all necessary design, engineering, and construction required for the construction of new restroom facilities (total number of fixtures TBD).

PROJECT RATIONALE (Include Additional LOS Detail, if necessary):
 This project will fund the design and construction of restroom facilities where appropriate per building code, grant requirements and user needs within existing parks.

OPERATING BUDGET IMPACT:
 Custodial contract for new restroom

	Prior Actual	Est FY25	Calc. for FY26			FY26	FY27	FY28	FY29	FY30	FY31	FUTURE	Total
			Orig. FY26	Est c/o to FY26	New \$ FY26								
EXPENDITURE PLAN (000'S)													
Design/Arch/Eng				104		104							104
Land (or ROW)													
Construction				430		430							430
Internal Costs													
Equipment & Furnishings													
Interest													
Other Fees & Costs													
Total Project Cost				534		534							534
FUNDING PLAN (000'S)													
Capital Projects Fund				534		534							534
Total Funding				534		534							534
LOAN REPAYMENT SCHEDULE (000'S)													
Total Loan Repayment													
ANNUAL OPERATING BUDGET IMPACT (000'S)													
Personal Svc.													
Non-personal							33	33	33	33	33		165
Capital													
Total Operating							33	33	33	33	33		165

FY2026 Capital Improvements Budget / FY 2026 - FY 2031 Project Detail **Project No. c722412**

GENERAL PROJECT DATA:		Status	In Progress	CONCURRENCY REQUIREMENTS	(Y/N)	PROJECT NEED	PROJECT	FY26	FY27	FY28	FY29	FY30	FY31		
Project Title:	Park Restrooms - Harold Ave & South			Does project add new capacity?	Yes	CRITERIA	SCHEDULE	1	2	3	4	1	2	3	4
Functional Area:	County Regional Parks			Is project required to maintain level of service:		Safety	Design/Arch								
Department:	Facility Infrastructure			- Within 5 years? List project in CIE	Yes	Mandate	Land/ROW								
Location:	Community Services			- From 6 to 10 years? Monitor Annually	Yes	Replace	Construct								
	County Wide					Growth	Equipment								

PROJECT DESCRIPTION:
 The general scope shall consist of providing all necessary design, engineering, and construction required for the construction of new restroom facilities (total number of fixtures TBD).

PROJECT RATIONALE (Include Additional LOS Detail, if necessary):
 This project will fund the design and construction of restroom facilities where appropriate per building code, grant requirements and user needs within existing parks.

OPERATING BUDGET IMPACT:
 Incremental cost to the cleaning contract as well as some R&M.

	Prior Actual	Est FY25	Calc. for FY26			FY26	FY27	FY28	FY29	FY30	FY31	FUTURE	Total
			Orig. FY26	Est c/o to FY26	New \$ FY26								
EXPENDITURE PLAN (000'S)													
Design/Arch/Eng			223		-53	170							170
Land (or ROW)													
Construction					1,260	1,260							1,260
Internal Costs													
Equipment & Furnishings													
Interest													
Other Fees & Costs													
Total Project Cost			223		1,207	1,430							1,430
FUNDING PLAN (000'S)													
Capital Projects Fund			223		1,207	1,430							1,430
Total Funding			223		1,207	1,430							1,430
LOAN REPAYMENT SCHEDULE (000'S)													
Total Loan Repayment													
ANNUAL OPERATING BUDGET IMPACT (000'S)													
Personal Svc.													
Non-personal							38	38	38	38	38		190
Capital													
Total Operating							38	38	38	38	38		190

FY2026 Capital Improvements Budget / FY 2026 - FY 2031 Project Detail											Project No. c722413																	
GENERAL PROJECT DATA:			Status	In Progress	CONCURRENCY REQUIREMENTS			(Y/N)	PROJECT NEED		PROJECT		FY26		FY27		FY28		FY29		FY30		FY31					
Project Title:			Park Restrooms - Kiwanis and Franz		Does project add new capacity?			Yes	CRITERIA		SCHEDULE		1	2	3	4	1	2	3	4	1	2	3	4	1	2	3	4
Functional Area:			Ross Parks		Is project required to maintain level of service:				Safety		Design/Arch																	
Department:			Facility Infrastructure		- Within 5 years? List project in CIE			Yes	Mandate		Land/ROW																	
Location:			Mid County		- From 6 to 10 years? Monitor Annually			Yes	Replace		Construct																	
PROJECT DESCRIPTION:			The general scope shall consist of providing all necessary design, engineering, and construction required for the construction of new restroom facilities (total number of fixtures TBD).															PROJECT RATIONALE (Include Additional LOS Detail, if necessary): This project will fund the design and construction of restroom facilities where appropriate per building code, grant requirements and user needs within existing parks.										
OPERATING BUDGET IMPACT:			Incremental cost to the cleaning contract as well as some R&M.																									
			Calc. for FY26																									
	Prior Actual	Est FY25	Orig. FY26	Est c/o to FY26	New \$ FY26	FY26	FY27	FY28	FY29	FY30	FY31	FUTURE	Total															
EXPENDITURE PLAN (000'S)																												
Design/Arch/Eng							202						202															
Land (or ROW)																												
Construction							1,431						1,431															
Internal Costs																												
Equipment & Furnishings																												
Interest																												
Other Fees & Costs																												
Total Project Cost							1,633						1,633															
FUNDING PLAN (000'S)																												
Capital Projects Fund							1,633						1,633															
Total Funding							1,633						1,633															
LOAN REPAYMENT SCHEDULE (000'S)																												
Total Loan Repayment																												
ANNUAL OPERATING BUDGET IMPACT (000'S)																												
Personal Svc.																												
Non-personal									10	10	10	10		40														
Capital																												
Total Operating									10	10	10	10		40														

FY2026 Capital Improvements Budget / FY 2026 - FY 2031 Project Detail													Project No. c722414																			
GENERAL PROJECT DATA:			Status	In Progress	CONCURRENCY REQUIREMENTS			(Y/N)	PROJECT NEED CRITERIA		PROJECT SCHEDULE		FY26			FY27			FY28			FY29			FY30			FY31				
Project Title:			Park Restrooms - Maracaibo, Hathaway, Centennial		Does project add new capacity?			Yes	Safety		Design/Arch		1	2	3	4	1	2	3	4	1	2	3	4	1	2	3	4	1	2	3	4
Functional Area:			Facility Infrastructure		Is project required to maintain level of service:				Mandate		Land/ROW																					
Department:			Community Services		- Within 5 years? List project in CIE			Yes	Replace		Construct																					
Location:			County Wide		- From 6 to 10 years? Monitor Annually			Yes	Growth		Equipment																					
PROJECT DESCRIPTION:													PROJECT RATIONALE (Include Additional LOS Detail, if necessary):																			
The general scope shall consist of providing all necessary design, engineering, and construction required for the construction of new restroom facilities (total number of fixtures TBD).													This project will fund the design and construction of restroom facilities where appropriate per building code, grant requirements and user needs within existing parks.																			
OPERATING BUDGET IMPACT:																																
incremental cost to the cleaning contract as well as some R&M.																																
Calc. for FY26																																
	Prior Actual	Est FY25	Orig. FY26	Est c/o to FY26	New \$ FY26	FY26	FY27	FY28	FY29	FY30	FY31	FUTURE	Total																			
EXPENDITURE PLAN (000'S)																																
Design/Arch/Eng								358					358																			
Land (or ROW)																																
Construction								2,435					2,435																			
Internal Costs																																
Equipment & Furnishings																																
Interest																																
Other Fees & Costs																																
Total Project Cost								2,793					2,793																			
FUNDING PLAN (000'S)																																
Capital Projects Fund								2,793					2,793																			
Total Funding								2,793					2,793																			
LOAN REPAYMENT SCHEDULE (000'S)																																
Total Loan Repayment																																
ANNUAL OPERATING BUDGET IMPACT (000'S)																																
Personal Svc.																																
Non-personal Capital									16	16	16		47																			
Total Operating									16	16	16		47																			

FY2026 Capital Improvements Budget / FY 2026 - FY 2031 Project Detail **Project No. c722411**

GENERAL PROJECT DATA:		Status	In Progress	CONCURRENCY REQUIREMENTS	(Y/N)	PROJECT NEED	PROJECT	FY26	FY27	FY28	FY29	FY30	FY31										
Project Title:	Park Restrooms - Randy Spence & Midway Parks			Does project add new capacity?	Yes	CRITERIA	SCHEDULE	1	2	3	4	1	2	3	4	1	2	3	4	1	2	3	4
Functional Area:	Facility Infrastructure			Is project required to maintain level of service:		Safety	Design/Arch																
Department:	Community Services			- Within 5 years? List project in CIE	Yes	Mandate	Land/ROW																
Location:	Mid County			- From 6 to 10 years? Monitor Annually	Yes	Replace	Construct																
						Growth	Equipment																
								X															

PROJECT DESCRIPTION:
 The general scope shall consist of providing all necessary design, engineering, and construction required for the construction of new restroom facilities (total number of fixtures TBD).

PROJECT RATIONALE (Include Additional LOS Detail, if necessary):
 This project will fund the design and construction of restroom facilities where appropriate per building code, grant requirements and user needs within existing parks.

OPERATING BUDGET IMPACT:
 Incremental cost to the cleaning contract as well as some R&M.

	Prior Actual	Est FY25	Calc. for FY26			FY26	FY27	FY28	FY29	FY30	FY31	FUTURE	Total
			Orig. FY26	Est c/o to FY26	New \$ FY26								
EXPENDITURE PLAN (000'S)													
Design/Arch/Eng				215		215							215
Land (or ROW)													
Construction			891		276	1,167							1,167
Internal Costs													
Equipment & Furnishings													
Interest													
Other Fees & Costs													
Total Project Cost			891	215	276	1,382							1,382
FUNDING PLAN (000'S)													
Capital Projects Fund			891	215	276	1,382							1,382
Total Funding			891	215	276	1,382							1,382
LOAN REPAYMENT SCHEDULE (000'S)													
Total Loan Repayment													
ANNUAL OPERATING BUDGET IMPACT (000'S)													
Personal Svc.													
Non-personal							10	10	10	10	10		50
Capital													
Total Operating							10	10	10	10	10		50

FY2026 Capital Improvements Budget / FY 2026 - FY 2031 Project Detail **Project No. c721902**

GENERAL PROJECT DATA:		Status	In Progress	CONCURRENCY REQUIREMENTS (Y/N)		PROJECT NEED	PROJECT SCHEDULE	FY26	FY27	FY28	FY29	FY30	FY31
Project Title:	Placida West Boat Ramp - 12560			Does project add new capacity?	Yes	CRITERIA		1 2 3 4	1 2 3 4	1 2 3 4	1 2 3 4	1 2 3 4	1 2 3 4
Functional Area:	Placida Road	Is project required to maintain level of service:				Safety	Design/Arch						
Department:	Culture and Recreation	- Within 5 years? List project in CIE				Mandate	Land/ROW						
Location:	West County	- From 6 to 10 years? Monitor Annually				Replace	Construct						
						Growth	Equipment						

PROJECT DESCRIPTION:
 Design and construction of Phase I of Placida West Boat Ramp Expansion including primary facilities such as entrance drive, car and trailer parking areas, restroom, boat launch ramp with tender docks, boat wash-down and tie-up area, kayak launch area, parking payment kiosks, and associated sitework, infrastructure and mitigation requirements.
 Undeveloped, 14-acre site is west of existing Placida Boat Ramp was acquired in 2010 (c720303) at a cost of \$3,042,445.
 This is a 2014 Sales Tax Extension project replacing former Sales Tax Extension, Tier II project, Cattle Dock Boat Ramp.
 Funding of \$7.0 million approved via budget adjustment in 2019. Anticipated completion dependent on permits issued.

PROJECT RATIONALE (Include Additional LOS Detail, if necessary):
 Complete the 2014 Sales Tax Tier II project providing additional capacity to the west county boating community. This site is a highly utilized location, already in use as an overflow lot, with easy access to the harbor and gulf.

OPERATING BUDGET IMPACT:
 Revised operating calculation in FY22 update.
 Community Services: Utilities (water, sewer, electric) mowing contract, maintenance work orders, miscellaneous equipment as needed, materials and supplies, fuel, uniforms.

	Calc. for FY26					FY26	FY27	FY28	FY29	FY30	FY31	FUTURE	Total
	Prior Actual	Est FY25	Orig. FY26	Est c/o to FY26	New \$ FY26								
EXPENDITURE PLAN (000'S)													
Design/Arch/Eng	374	15		504		504							892
Land (or ROW)													
Construction	19			5,780	(0.4)	5,780							5,798
Internal Costs	9	0.08			0.4								10
Equipment & Furnishings				100		100							100
Interest													
Other Fees & Costs				200		200							200
Total Project Cost	402	15		6,583		6,583							7,000
FUNDING PLAN (000'S)													
Sales Tax 2014	402	15		6,583		6,583							7,000
Total Funding	402	15		6,583		6,583							7,000
LOAN REPAYMENT SCHEDULE (000'S)													
Total Loan Repayment													
ANNUAL OPERATING BUDGET IMPACT (000'S)													
Personal Svc.			20		3	23	23	23	23	23	23		136
Non-personal			27		2	29	29	29	29	29	29		174
Capital			40		20	60							60
Total Operating			87		25	112	52	52	52	52	52		370



FY2026 Capital Improvements Budget / FY 2026 - FY 2031 Project Detail

Project No. c722104

GENERAL PROJECT DATA:		Status	In Progress	CONCURRENCY REQUIREMENTS	No	PROJECT NEED CRITERIA	PROJECT SCHEDULE	FY26	FY27	FY28	FY29	FY30	FY31
Project Title:	Port Charlotte Beach Recreation Center			Does project add new capacity?	Yes	Safety		1 2 3 4	1 2 3 4	1 2 3 4	1 2 3 4	1 2 3 4	1 2 3 4
Functional Area:	Culture/Recreation			Is project required to maintain level of service:		Mandate							
Department:	Community Services			- Within 5 years? List project in CIE	N/A	Replace	X						
Location:	Mid County			- From 6 to 10 years? Monitor Annually	N/A	Growth	X						

PROJECT DESCRIPTION:
 Complete replacement of the Port Charlotte Beach Recreation Center. The new recreation center will be required to be elevated. Amenities may include a rentable venue with catering kitchen, staff offices, and conference rooms. The pool is an approved Tier 2 project; if allocated it will be replaced with a community pool suitable for lap swimming, aerobic exercise, and therapy. A new bathhouse will be constructed suitable for other special events. Equipment includes tables, chairs, TV's, technology, sound system, furniture.
 Funding of \$1.2 million was advanced from the 2014 Sales Tax Extension to begin the master site plan and design 1/26/21.
 Sales Tax Extension 2020 allocated \$8.8 million for a total of \$10 million from all sales tax sources.
 Tier 2 funding for the pool was allocated via budget adjustment 4/25/23. / BA25-181 7.22.25 to add \$14.5 for award of construction contract

PROJECT RATIONALE (Include Additional LOS Detail, if necessary):
 The Port Charlotte Beach Recreation Center is over 50 years old. It has been subject to water damage from tropical weather and has exceeded its useful life. recreation center will incorporate needs as a rentable venue for events, as well as community facility for the sailing and regattas.

OPERATING BUDGET IMPACT:
 Building maintenance costs, janitorial, fire alarm monitoring, fire extinguisher inspections, backflow inspections, pest control, grounds maintenance, burglar alarm, electricity, water, sewer, landfill fees, and generator fuel charges. Staffing increase of one full time Facilities technician, a part time CS maintenance worker and one full time program assistant and associated operating costs. Two additional vehicles would be required in year 1 of operations.

	Calc. for FY26					FY26	FY27	FY28	FY29	FY30	FY31	FUTURE	Total
	Prior Actual	Est FY25	Orig. FY26	Est c/o to FY26	New \$ FY26								
EXPENDITURE PLAN (000'S)													
Design/Arch/Eng	445			747	-1	746							1,191
Land (or ROW)													
Construction	78	346		22,175		22,175							22,599
Internal Costs	10			-1	1								10
Equipment & Furnishings				700		700							700
Interest													
Other Fees & Costs													
Total Project Cost	533	346		23,620		23,620							24,500
FUNDING PLAN (000'S)													
Sales Tax 2014	454			746		746							1,200
Sales Tax 2020	79	346		22,874		22,874							23,300
Total Funding	533	346		23,620		23,620							24,500
LOAN REPAYMENT SCHEDULE (000'S)													
Total Loan Repayment													
ANNUAL OPERATING BUDGET IMPACT (000'S)													
Personal Svc.							158	158	158	158	158		790
Non-personal							49	49	49	49	49		246
Capital							84						84
Total Operating							291	207	207	207	207		1,120

FY2026 Capital Improvements Budget / FY 2026 - FY 2031 Project Detail

GENERAL PROJECT DATA:		Status	In Progress	CONCURRENCY REQUIREMENTS		(Y/N)	PROJECT NEED		Project No. c722301																											
Project Title:	Port Charlotte Beach Recreation Center Pool			Does project add new capacity?	Yes		CRITERIA		SCHEDULE				FY26				FY27				FY28				FY29				FY30				FY31			
Functional Area:	Facility Infrastructure			Is project required to maintain level of service:					Design/Arch																											
Department:	Community Services			- Within 5 years? List project in CIE			Yes		Mandate																											
Location:	Mid County			- From 6 to 10 years? Monitor Annually			Yes		Replace																											
									Growth				X																							

PROJECT DESCRIPTION:
 This is a 2020 Sales Tax Extension Tier 2 project, anticipated allocation is \$4.5 million. Originally part of the Port Charlotte Beach Recreation Center, but was split away when the final list was prepared. The existing pool will be replaced with a community pool suitable for lap swimming, aerobic exercise, and therapy. A new bathhouse will be constructed suitable for other special events.

PROJECT RATIONALE (Include Additional LOS Detail, if necessary):
 The master plan anticipates relocating the pool as part of the Center's renovation.

This is a 2020 Sales Tax Extension Tier 2 Project at \$4.5 million; accelerated and funded via amendment 4/25/23. BA25-181 to add funding of \$3.7m for award of construction contract.

OPERATING BUDGET IMPACT:
 The proposed pool will be 54% percent larger than the existing pool (140,000 vs. 65,000 gallons) and include lap lanes. To account for the increase in pool size and amenities, an increase in operating budget is included for staffing and operational needs (chemicals, utilities, equipment such as lane lines, programs, general maintenance, etc.). Due to the addition of lap swimming the new facility will also increase operating hours to meet patron interest.

			Calc. for FY26												Total
	Prior Actual	Est FY25	Orig. FY26	Est c/o to FY26	New \$ FY26	FY26	FY27	FY28	FY29	FY30	FY31	FUTURE	Total		
EXPENDITURE PLAN (000'S)															
Design/Arch/Eng	62			200	200								262		
Land (or ROW)															
Construction				7,937	7,937								7,937		
Internal Costs	1												1		
Equipment & Furnishings															
Interest															
Other Fees & Costs															
Total Project Cost	63			8,137	8,137								8,200		
FUNDING PLAN (000'S)															
Sales Tax 2020	63			8,137	8,137								8,200		
Total Funding	63			8,137	8,137								8,200		
LOAN REPAYMENT SCHEDULE (000'S)															
Total Loan Repayment															
ANNUAL OPERATING BUDGET IMPACT (000'S)															
Personal Svc.				160	160	160	160	160	160	160	160		958		
Non-personal				104	104	104	104	104	104	104	104		627		
Capital															
Total Operating				264	264	264	264	264	264	264	264		1,585		

FY2026 Capital Improvements Budget / FY 2026 - FY 2031 Project Detail												Project No. c722203													
GENERAL PROJECT DATA:			Status In Progress			CONCURRENCY REQUIREMENTS (Y/N)			PROJECT NEED		PROJECT SCHEDULE		FY26		FY27		FY28		FY29		FY30		FY31		
Project Title: Recreation Center Renovation - So			Does project add new capacity? Yes			Safety		Design/Arch		1		1		1		1		1		1		1		1	
Functional Area: County Regional Park			Is project required to maintain level of service:			Mandate		Land/ROW		2		2		2		2		2		2		2		2	
Department: Facility Infrastructure			- Within 5 years? List project in CIE Yes			Replace		Construct		3		3		3		3		3		3		3		3	
Location: South County			- From 6 to 10 years? Monitor Annually Yes			Growth X		Equipment		4		4		4		4		4		4		4		4	
PROJECT DESCRIPTION:												PROJECT RATIONALE (Include Additional LOS Detail, if necessary):													
Design and construction of recreation center amenities at South County Park to include: New full-size gymnasium with adequate storage and with a control center, two multi-purpose rooms, community garden, enlarge the current fitness area, additional office space to accommodate additional staff, and amenities outlined in the public input process.																									
Engineering and construction costs are to be refined based on future scoping of this project.																									
OPERATING BUDGET IMPACT:																									
Staffing and operational costs for additional recreational amenities																									
Calc. for FY26																									
	Prior Actual	Est FY25	Orig. FY26	Est c/o to FY26	New \$ FY26	FY26	FY27	FY28	FY29	FY30	FY31	FUTURE	Total												
EXPENDITURE PLAN (000'S)																									
Design/Arch/Eng							1,479						1,479												
Land (or ROW)																									
Construction			2,116	-2,116			10,555						10,555												
Internal Costs																									
Equipment & Furnishings																									
Interest																									
Other Fees & Costs																									
Total Project Cost			2,116	-2,116			12,034						12,034												
FUNDING PLAN (000'S)																									
Pending Sales Tax 2026			2,116	-2,116			12,034						12,034												
Total Funding			2,116	-2,116			12,034						12,034												
LOAN REPAYMENT SCHEDULE (000'S)																									
Total Loan Repayment																									
ANNUAL OPERATING BUDGET IMPACT (000'S)																									
Personal Svc.								144	144	144	144		576												
Non-personal								78	78	78	78		312												
Capital								48					48												
Total Operating								270	222	222	222		936												

FY2026 Capital Improvements Budget / FY 2026 - FY 2031 Project Detail **Project No. c722603**

GENERAL PROJECT DATA:		Status New	CONCURRENCY REQUIREMENTS (Y/N)	PROJECT NEED CRITERIA	PROJECT SCHEDULE	FY26	FY27	FY28	FY29	FY30	FY31		
Project Title:	Recreation Center Renovation, Centennial Park		Does project add new capacity? Y	Safety	Design/Arch	1	2	3	4	1	2	3	4
Functional Area:	Parks and Recreation		Is project required to maintain level of service:	Mandate	Land/ROW								
Department:	Community Services		- Within 5 years? List project in CIE Y/N	Replace	Construct								
Location:	Mid County		- From 6 to 10 years? Monitor Annually Y/N	Growth X	Equipment								

PROJECT DESCRIPTION:
 Design and construction of recreation center amenities at Centennial Park to include: New full-size gymnasium with adequate storage and with a control center, one additional large multi-purpose room, retractable covered bleachers for the Pool, additional office space to accommodate additional staff, and amenities outlined in the public input process.

OPERATING BUDGET IMPACT:
 Personnel SVC 1 FTE 1 PTE
 Non-Personnel SVC Operating/Maintenance

PROJECT RATIONALE (Include Additional LOS Detail, if necessary):

	Prior Actual	Est FY25	Calc. for FY26			FY26	FY27	FY28	FY29	FY30	FY31	FUTURE	Total
			Orig. FY26	Est c/o FY26	New \$ FY26								
EXPENDITURE PLAN (000'S)													
Design/Arch/Eng Land (or ROW)											1,284		1,284
Construction											8,851		8,851
Internal Costs													
Equipment & Furnishings													
Interest													
Other Fees & Costs													
Total Project Cost											10,135		10,135
FUNDING PLAN (000'S)													
Pending Sales Tax 2026											10,135		10,135
Total Funding											10,135		10,135
LOAN REPAYMENT SCHEDULE (000'S)													
Total Loan Repayment													
ANNUAL OPERATING BUDGET IMPACT (000'S)													
Personal Svc.													94
Non-personal Capital													98
Total Operating													192

FY2026 Capital Improvements Budget / FY 2026 - FY 2031 Project Detail

Project No. c722208

GENERAL PROJECT DATA:		Status	In Progress	CONCURRENCY REQUIREMENTS		(Y/N)	PROJECT NEED CRITERIA		PROJECT SCHEDULE		FY26	FY27	FY28	FY29	FY30	FY31		
Project Title:	Riverside Boat Ramp Replacement			Does project add new capacity?		N	Safety X		Design/Arch		1	2	3	4	1	2	3	4
Functional Area:	Parks and Recreation			Is project required to maintain level of service:			Mandate		Land/ROW									
Department:	Community Services			- Within 5 years? List project in CIE		N	Replace X		Construct									
Location:	South County			- From 6 to 10 years? Monitor Annually		N	Growth		Equipment									

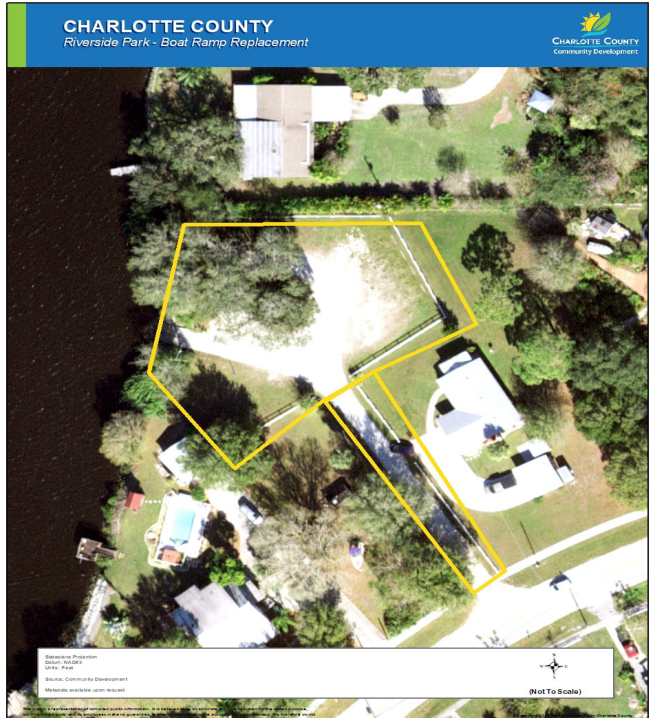
PROJECT DESCRIPTION:
 Replacement of the Riverside Park boat ramp to alleviate safety issues and bring it up to ADA standards.

 Some construction delays are anticipated based on required permitting through the USACE and Florida Department of Environmental Protection.

PROJECT RATIONALE (Include Additional LOS Detail, if necessary):
 A structural assessment of the current boat ramp determined it has reached its end of life. It poses immediate safety concerns and cannot be repaired in place.

OPERATING BUDGET IMPACT:
 Hardware replacement, such as picnic tables and trash cans; operating supplies such as can liners; and miscellaneous repairs and maintenance of the upgraded facility.

	Prior Actual	Est FY25	Calc. for FY26			FY26	FY27	FY28	FY29	FY30	FY31	FUTURE	Total
			Orig. FY26	Est c/o to FY26	New \$ FY26								
EXPENDITURE PLAN (000'S)													
Design/Arch/Eng	69	12		-1	11	10							91
Land (or ROW)													
Construction				2,000	-11	1,989							1,989
Internal Costs													
Equipment & Furnishings													
Interest													
Other Fees & Costs													
Total Project Cost	69	12		1,999		1,999							2,080
FUNDING PLAN (000'S)													
Capital Projects Fund		12		1,999		1,999							2,011
Parking Fees	69												69
Total Funding	69	12		1,999		1,999							2,080
LOAN REPAYMENT SCHEDULE (000'S)													
Total Loan Repayment													
ANNUAL OPERATING BUDGET IMPACT (000'S)													
Personal Svc.							9	9	9	9	9		45
Non-personal Capital													
Total Operating							9	9	9	9	9		45



FY2026 Capital Improvements Budget / FY 2026 - FY 2031 Project Detail **Project No. c722604**

GENERAL PROJECT DATA:		Status New	CONCURRENCY REQUIREMENTS (Y/N)		PROJECT NEED CRITERIA	PROJECT SCHEDULE	FY26	FY27	FY28	FY29	FY30	FY31
Project Title:	South Murdock Community Park		Does project add new capacity?	Y	Safety	Design/Arch	1 2 3 4	1 2 3 4	1 2 3 4	1 2 3 4	1 2 3 4	1 2 3 4
Functional Area:	Parks and Recreation		Is project required to maintain level of service:		Mandate	Land/ROW						
Department:	Community Services		- Within 5 years? List project in CIE	Y/N	Replace	Construct						
Location:	Mid County		- From 6 to 10 years? Monitor Annually	Y/N	Growth	Equipment						

PROJECT DESCRIPTION:
 Master planning and development of a new Community Park in the South Murdock area to include the minimum amenities criteria for a Community Park (as identified in the Charlotte County Parks and Recreation Master Plan): Land acquisition (35 acres minimum), playgrounds, multiple lit sports courts, lit multi-purpose field, various pavilions or various sizes, restroom, community building, lit parking lot, and trail/walking path.

PROJECT RATIONALE (Include Additional LOS Detail, if necessary):

OPERATING BUDGET IMPACT:
 1 FT Maintenance worker, truck, fuel and operating costs

	Prior Actual	Est FY25	Calc. for FY26			FY26	FY27	FY28	FY29	FY30	FY31	FUTURE	Total
			Orig. FY26	Est c/o FY26	New \$ FY26								
EXPENDITURE PLAN (000'S)													
Design/Arch/Eng							119	1,048					1,168
Land (or ROW)						5,848							5,848
Construction								8,337					8,337
Internal Costs													
Equipment & Furnishings													
Interest													
Other Fees & Costs													
Total Project Cost						5,848	119	9,386					15,353
FUNDING PLAN (000'S)													
Pending Sales Tax 2026						5,848	119	9,386					15,353
Total Funding						5,848	119	9,386					15,353
LOAN REPAYMENT SCHEDULE (000'S)													
Total Loan Repayment													
ANNUAL OPERATING BUDGET IMPACT (000'S)													
Personal Svc.											144		144
Non-personal Capital											29		29
Total Operating											173		173

FY2026 Capital Improvements Budget / FY 2026 - FY 2031 Project Detail

GENERAL PROJECT DATA:		Status In Progress	CONCURRENCY REQUIREMENTS (Y/N)		PROJECT NEED	PROJECT	Project No. c222501				FY31				
Project Title:	Special Needs Saferoom (HMGP-4673)		Does project add new capacity? Yes/No		CRITERIA	SCHEDULE	FY26	FY27	FY28	FY29	FY30	FY31	FY31	FY31	FY31
Functional Area:	Facilities		Is project required to maintain level of service:		Safety	Design/Arch									
Department:	Facilities Management		- Within 5 years? List project in CIE Yes/No		Mandate	Land/ROW									
Location:	Mid County		- From 6 to 10 years? Monitor Annually Yes/No		Replace	Construct									
					Growth	Equipment									

PROJECT DESCRIPTION:
 Construct a Special Needs saferoom to accommodate individuals with special needs requirements during and after a storm event. The proposed Special Needs safe room construction aims to establish a robust and reliable 65,376 sf facility that will serve as a dedicated Special Needs Shelter for the County. This purpose-built structure would provide a secure and resilient haven during severe weather events or tropical disturbances. Equipped with state-of-the-art design features, the saferoom would ensure the safety and well-being of vulnerable individuals by offering reinforced protection against high winds, flying debris, and other hazards associated with such emergencies.

PROJECT RATIONALE (Include Additional LOS Detail, if necessary):
 The county has no special needs saferoom, relying on an agreement with a local church for such purposes. The arrangement presents several challenges including termination of the agreement, logistics of setup and storage of supplies, limited access, and lack of an onsite generator.

OPERATING BUDGET IMPACT:
 Personnel SVC 1FTE
 Non-personnel SVC Operating/Maintenance

REPLACEMENT COUNTY PROPERTY NO.:

	Prior Actual	Est FY25	Calc. for FY26			FY26	FY27	FY28	FY29	FY30	FY31	FUTURE	Total
			Orig. FY26	Est c/o to FY26	New \$ FY26								
EXPENDITURE PLAN (000'S)													
Design/Arch/Eng				8,471		8,471							8,471
Land (or ROW)													
Construction							30,258						30,258
Internal Costs													
Equipment													
Interest													
Other Fees & Costs													
Total Project Cost				8,471		8,471	30,258						38,729
FUNDING PLAN (000'S)													
Grants Pending				2,012		2,012	30,258						32,270
Grants				6,459		6,459							6,459
Total Funding				8,471		8,471	30,258						38,729
LOAN REPAYMENT SCHEDULE (000'S)													
Total Loan Repayment													
OPERATING BUDGET IMPACT (000'S)													
Personal Svc.								84		84			252
Non-personal								200	200	200			600
Capital													
Total Operating								284	284	284			852

FY2026 Capital Improvements Budget / FY 2026 - FY 2031 Project Detail Project No. **c722605**

GENERAL PROJECT DATA:		Status New	CONCURRENCY REQUIREMENTS (Y/N)		PROJECT NEED CRITERIA	PROJECT SCHEDULE	FY26	FY27	FY28	FY29	FY30	FY31
Project Title:	Tringali Community Center		Does project add new capacity?	Y	Safety	Design/Arch	1 2 3 4	1 2 3 4	1 2 3 4	1 2 3 4	1 2 3 4	1 2 3 4
Functional Area:	Parks and Recreation		Is project required to maintain level of service:		Mandate	Land/ROW						
Department:	Community Services		- Within 5 years? List project in CIE	Y/N	Replace	Construct						
Location:	West County		- From 6 to 10 years? Monitor Annually	Y/N	Growth	Equipment						

PROJECT DESCRIPTION:
Replacement of facility that has reach end of life with multi purpose rooms, catering kitchen, staff and facilities.

PROJECT RATIONALE (Include Additional LOS Detail, if necessary):

OPERATING BUDGET IMPACT:
Non-Personnel SVC Operating/Maintenance

	Prior Actual	Est FY25	Calc. for FY26			FY26	FY27	FY28	FY29	FY30	FY31	FUTURE	Total
			Orig. FY26	Est c/o FY26	New \$ FY26								
EXPENDITURE PLAN (000'S)													
Design/Arch/Eng									126	761			888
Land (or ROW)													
Construction											6,904		6,904
Internal Costs													
Equipment & Furnishings													
Interest													
Other Fees & Costs													
Total Project Cost									126	761	6,904		7,792
FUNDING PLAN (000'S)													
Pending Sales Tax 2026									126	761	6,904		7,792
Total Funding									126	761	6,904		7,792
LOAN REPAYMENT SCHEDULE (000'S)													
Total Loan Repayment													
ANNUAL OPERATING BUDGET IMPACT (000'S)													
Personal Svc.													
Non-personal Capital												70	70
Total Operating												70	70

FY2026 Capital Improvements Budget / FY 2026 - FY 2031 Project Detail														Project No. c722609																							
GENERAL PROJECT DATA:		Status New		CONCURRENCY REQUIREMENTS (Y/N)				PROJECT NEED CRITERIA		PROJECT SCHEDULE				FY26			FY27			FY28			FY29			FY30			FY31								
Project Title:		Tuckers Grade Community Park		Does project add new capacity? Yes/No				Safety		Design/Arch				1			2			3			4			1			2			3			4		
Functional Area:		Parks and Recreation		Is project required to maintain level of service:				Mandate		Land/ROW				1			2			3			4			1			2			3			4		
Department:		Community Services		- Within 5 years? List project in CIE Yes/No				Replace		Construct				1			2			3			4			1			2			3			4		
Location:		Mid County		- From 6 to 10 years? Monitor Annually Yes/No				Growth		Equipment				1			2			3			4			1			2			3			4		
PROJECT DESCRIPTION:														PROJECT RATIONALE (Include Additional LOS Detail, if necessary):																							
Master planning and development of a new Community Park in the Tuckers Grade area to include the minimum amenities criteria for a Community Park (as identified in the Charlotte County Parks and Recreation Master Plan): Land acquisition (35 acres minimum), playgrounds, multiple lit sports courts, lit multi-purpose field, various pavilions or various sizes, restroom, community building, lit parking lot, and trail/walking path.																																					
OPERATING BUDGET IMPACT:														REPLACEMENT COUNTY PROPERTY NO.:																							
Non-Personnel SVC Operating/Maintenance																																					
Calc. for FY26																																					
	Prior Actual	Est FY25	Orig. FY26	Est c/o to FY26	New \$ FY26	FY26	FY27	FY28	FY29	FY30	FY31	FUTURE	Total																								
EXPENDITURE PLAN (000'S)																																					
Design/Arch/Eng										1,006			1,006																								
Land (or ROW)																																					
Construction										10,800			10,800																								
Internal Costs																																					
Equipment																																					
Interest																																					
Other Fees & Costs																																					
Total Project Cost										11,806			11,806																								
FUNDING PLAN (000'S)																																					
Capital Projects Fund										11,806			11,806																								
Total Funding										11,806			11,806																								
LOAN REPAYMENT SCHEDULE (000'S)																																					
Total Loan Repayment																																					
OPERATING BUDGET IMPACT (000'S)																																					
Personal Svc.																																					
Non-personal													29													29											
Capital																																					
Total Operating																										29											

FY2026 Capital Improvements Budget / FY 2026 - FY 2031 Project Detail **Project No. c722106**

GENERAL PROJECT DATA:		Status	In Progress	CONCURRENCY REQUIREMENTS (Y/N)		PROJECT NEED CRITERIA		PROJECT SCHEDULE		FY26	FY27	FY28	FY29	FY30	FY31	
Project Title:	Wm. R. Gaines Jr. Veterans Memorial Park Ph 2	Does project add new capacity?		Yes	Safety		Design/Arch		1	2	3	4	1	2	3	4
Functional Area:	Culture and Recreation	Is project required to maintain level of service:			Mandate		Land/ROW									
Department:	Community Services	- Within 5 years? List project in CIE		N/A	Replace		Construct									
Location:	Mid County	- From 6 to 10 years? Monitor Annually		N/A	Growth		Equipment									

PROJECT DESCRIPTION:
 Complete the William R Gaines Jr. Veterans Memorial Park Master Plan, redevelopment of the park to include new group pavilions (one large, one small) , a tennis court, four pickleball courts, two bocce ball courts and the sanitary sewer connection to the existing restroom.

PROJECT RATIONALE (Include Additional LOS Detail, if necessary):
 William R. Gaines Jr. was a 1981 graduate of Charlotte High School and a Marine, killed in action while serving with the U.S. component of the U.N. multinational peacekeeping force in Beirut, Lebanon. The goal of the park is to provide a testament to the sacrifices of all veterans and first responders and be a place where neighbors and families can come together to experience the beauty of nature. The William R. Gaines Jr. Foundation is contributing an initial donation of \$500,000 cash and in-kind services.

A total of \$1,750,000 was allocated in Tier 1 from the 2020 Sales Tax Extension.

OPERATING BUDGET IMPACT:
 Full time maintenance worker, one time cost for an additional vehicle along with operating cost increases for additional amenities.

	Prior Actual	Est FY25	Calc. for FY26		New \$ FY26	FY26	FY27	FY28	FY29	FY30	FY31	FUTURE	Total
			Orig. FY26	Est c/o to FY26									
EXPENDITURE PLAN (000'S)													
Design/Arch/Eng Land (or ROW)		40		-40	40								40
Construction	16			1,733	-40	1,694							1,710
Internal Costs													
Equipment & Furnishings													
Interest													
Other Fees & Costs													
Total Project Cost	16	40		1,694		1,694							1,750
FUNDING PLAN (000'S)													
Sales Tax 2020	16	40		1,694		1,694							1,750
Total Funding	16	40		1,694		1,694							1,750
LOAN REPAYMENT SCHEDULE (000'S)													
Total Loan Repayment													
ANNUAL OPERATING BUDGET IMPACT (000'S)													
Personal Svc.							63	63	63	63	63		314
Non-personal Capital							37	37	37	37	37		186
Total Operating							160	100	100	100	100		560

William R. Gaines Jr. Veterans Memorial Park
 20499 Edgewater Dr, Port Charlotte



FY2026 Capital Improvements Budget / FY 2026 - FY 2031 Project Detail Project No. **c722416**

GENERAL PROJECT DATA:		Status	In Progress	CONCURRENCY REQUIREMENTS		(Y/N)	PROJECT NEED	PROJECT	FY26	FY27	FY28	FY29	FY30	FY31
Project Title:	Wm. R. Gaines Jr. Veterans Memorial Park Ph 3	Does project add new capacity?		Yes			CRITERIA	SCHEDULE	1 2 3 4	1 2 3 4	1 2 3 4	1 2 3 4	1 2 3 4	1 2 3 4
Functional Area:	Facility Infrastructure	Is project required to maintain level of service:					Safety	Desgn/Arch						
Department:	Community Services	- Within 5 years? List project in CIE		Yes			Mandate	Land/ROW						
Location:	Mid County	- From 6 to 10 years? Monitor Annually		Yes			Replace	Construct						
							Growth	Equipment						

PROJECT DESCRIPTION:
Phase 2 includes:
- 2,400 sq. ft. inclusive/accessible splash pad (first responder themed)
- Community building (approx. 600-700 sq. ft.)
- Restroom with changing area (inclusive/accessible) & pump room for splash pad
- Small pavilion (1)
All necessary park furniture and FFE costs will be segregated once a complete project scope has been developed.

PROJECT RATIONALE (Include Additional LOS Detail, if necessary):
The original phase of the Wm. R. Gaines Jr. Veterans Memorial Park was completed in 2008 and included entrance/drive aisles, 2 tennis courts, a restroom, limited paved parking, a paved walking path, fishing pier, natural kayak launch and associated launch pavilion and parking. This phase was augmented in 2014 with additional entrance/drives, additional paved walking path, a playground and associated pavilion and parking, and additional tennis/ playground paved parking. Donated work includes First Responder Memorials, as well as grant funded trails, boardwalks, fitness stations, interpretive signage and an ADA kayak launch (see project c/218U1).
Funding from the 2020 Sales Tax Extension was approved in project c722106 as Phase 2, to include a large group pavilion, bocce ball courts with shade canopies, and 2 pickleball courts with lights.

OPERATING BUDGET IMPACT:
Operating impacts will include water, electric, solid waste and chemicals

	Prior Actual	Est FY25	Calc. for FY26		New \$ FY26	FY26	FY27	FY28	FY29	FY30	FY31	FUTURE	Total
			Orig. FY26	Est c/o to FY26									
EXPENDITURE PLAN (000'S)													
Design/Arch/Eng								479					479
Land (or ROW)													
Construction								3,895					3,895
Internal Costs													
Equipment & Furnishings													
Interest													
Other Fees & Costs													
Total Project Cost								4,374					4,374
FUNDING PLAN (000'S)													
Pending Sales Tax 2026								4,374					4,374
Total Funding								4,374					4,374
LOAN REPAYMENT SCHEDULE (000'S)													
Total Loan Repayment													
ANNUAL OPERATING BUDGET IMPACT (000'S)													
Personal Svc.													
Non-personal									15	15	15		45
Capital													
Total Operating									15	15	15		45

This phase (c722416) will include a 2,400 s.f. inclusive/accessible splash pad, Community Building (approximately 600-700 s.f.) and a restroom with changing area, pump room for the splash pad and a small pavilion. The theme of the park is to recognize Veterans and First Responders.

FY2026 Capital Improvements Budget / FY 2026 - FY 2031 Project Detail

Project No. c412017

GENERAL PROJECT DATA:		Status	Closed	CONCURRENCY REQUIREMENTS		(Y/N)	PROJECT NEED	PROJECT	FY26	FY27	FY28	FY29	FY30	FY31		
Project Title:	JB Maintenance Yard			Does project add new capacity?	No		CRITERIA	SCHEDULE	1	2	3	4	1	2	3	4
Functional Area:	Relocation to Murdock area			Is project required to maintain level of service:			Safety	Design/Arch								
Department:	Public Works			- Within 5 years? List project in CIE	N/A		Mandate	Land/ROW								
Location:	Mid County			- From 6 to 10 years? Monitor Annually	N/A		Replace	Construct								
							Growth	Equipment								

PROJECT DESCRIPTION:
Relocate the Public Works JB Maintenance Yard from Veterans Blvd to 6 acres of county owned property. Project to include fencing, workspace of approximately 1,350 s.f. for regional staffing, paved parking, site lighting, laydown area, heavy equipment parking and stockpile area. It is anticipated the site will be used by Public Works for 5 to 10 years, or until a mid-county Public Works Administration building can be constructed.

PROJECT RATIONALE (Include Additional LOS Detail, if necessary):

Public Works presence in Mid County is critical to their operations; the current location on Veterans Blvd has been temporary, as it is slated for construction of the Transit Facility. Relocation to a county owned site in the Murdock area is the most sensible option.

Amended in Q1 2020 for basic funding; additional funding requested for award 1/10/23.

OPERATING BUDGET IMPACT:
Grounds and landscape maintenance.

	Prior Actual	Est FY25	Calc. for FY26		FY26	FY27	FY28	FY29	FY30	FY31	FUTURE	Total
			Orig. FY26	Est c/o to FY26								
EXPENDITURE PLAN (000'S)												
Design/Arch/Eng	380			22	-22							380
Land (or ROW)	711											711
Construction	2,322			-15	15							2,322
Internal Costs	1			-1	1							1
Equipment & Furnishings				77	-77							
Interest												
Other Fees & Costs												
Total Project Cost	3,414			83	-83							3,414
FUNDING PLAN (000'S)												
Gas Tax (Trans Trust)	1,637			-140	-83	-223						1,414
Capital Projects Fund	1,777			223		223						2,000
Total Funding	3,414			83	-83							3,414
LOAN REPAYMENT SCHEDULE (000'S)												
Total Loan Repayment												
ANNUAL OPERATING BUDGET IMPACT (000'S)												
Personal Svc.												
Non-personal					10	10	10	10	10	10		60
Capital												
Total Operating					10	10	10	10	10	10		60

FY2026 Capital Improvements Budget / FY 2026 - FY 2031 Project Detail											Project No. c412401					
GENERAL PROJECT DATA:		Status	In Progress	CONCURRENCY REQUIREMENTS			(Y/N)	PROJECT NEED CRITERIA		PROJECT SCHEDULE	FY26	FY27	FY28	FY29	FY30	FY31
Project Title:	Mid County Operations Facility - Public Works (Including HMPG Saferoom)			Does project add new capacity?	Yes			Safety								
Functional Area:	Facility Infrastructure			Is project required to maintain level of service:				Mandate								
Department:	Public Works			- Within 5 years? List project in CIE	Yes			Replace								
Location:	Mid County			- From 6 to 10 years? Monitor Annually	Yes			Growth	X							
PROJECT DESCRIPTION:											PROJECT RATIONALE (Include Additional LOS Detail, if necessary):					
Once the scope has been developed the costs will be estimated.											Public Works presence in Mid County is critical to its Administrative functions. This will relocate PW Admin from South County to Mid County, leaving the Punta Gorda/South County Yard as a satellite facility.					
The project will include engineering design, land acquisition, as well as construction and furniture, fixtures and equipment.																
Engineering and construction costs are to be determined based on future scoping of this project.																
OPERATING BUDGET IMPACT:																
Operating impacts will be calculated once the scope of the project has been determined.																
Calc. for FY26																
	Prior Actual	Est FY25	Orig. FY26	Est c/o to FY26	New \$ FY26	FY26	FY27	FY28	FY29	FY30	FY31	FUTURE	Total			
EXPENDITURE PLAN (000'S)																
Design/Arch/Eng								3,519					3,519			
Land (or ROW)																
Construction								28,756					28,756			
Internal Costs																
Equipment & Furnishings																
Interest																
Other Fees & Costs																
Total Project Cost								32,275					32,275			
FUNDING PLAN (000'S)																
Pending Sales Tax 2026								17,789					17,789			
Grants Pending								14,486					14,486			
Total Funding								32,275					32,275			
LOAN REPAYMENT SCHEDULE (000'S)																
Total Loan Repayment																
ANNUAL OPERATING BUDGET IMPACT (000'S)																
Personal Svc.								88	88	88			265			
Non-personal								208	208	208			623			
Capital								131					131			
Total Operating								427	296	296			1,019			

FY2026 Capital Improvements Budget / FY 2026 - FY 2031 Project Detail

Project No. c892401

GENERAL PROJECT DATA:		Status	In Progress	CONCURRENCY REQUIREMENTS		(Y/N)	PROJECT NEED	PROJECT SCHEDULE	FY26	FY27	FY28	FY29	FY30	FY31
Project Title:	Sheriff District 2 Murdock			Does project add new capacity?	Yes		CRITERIA		1 2 3 4	1 2 3 4	1 2 3 4	1 2 3 4	1 2 3 4	1 2 3 4
Functional Area:	Facility Infrastructure			Is project required to maintain level of service:			Safety	Design/Arch						
Department:	Sheriff's Office			- Within 5 years? List project in CIE	Yes		Mandate	Land/ROW						
Location:	Mid County, Collingswood & Seymour			- From 6 to 10 years? Monitor Annually	Yes		Replace	Construct						
							Growth	Equipment						

PROJECT DESCRIPTION:
 Provide a properly sized facility for the CCSO District 2 headquarters, relocating from currently leased space.
 Costs are estimated and may be revised based on final scoping of the project.
 This is a 2020 Sales Tax Extension Tier 2 Project at \$5.6 million; slated in 2026 depending on funds availability.

OPERATING BUDGET IMPACT:
 Operating impacts will probably be minimal since this is a relocation; however, costs will be analyzed based on final scoping.

PROJECT RATIONALE (Include Additional LOS Detail, if necessary):
 The district relocation will provide room for future growth within the zoned population and enable operations to take place in a modern, properly designed facility. The county can eliminate the lease expense.

Calc. for FY26													
	Prior Actual	Est FY25	Orig. FY26	Est c/o to FY26	New \$ FY26	FY26	FY27	FY28	FY29	FY30	FY31	FUTURE	Total
EXPENDITURE PLAN (000'S)													
Design/Arch/Eng													
Land (or ROW)													
Construction			6,236		-297	5,939							5,939
Internal Costs													
Equipment and Furnishings													
Interest													
Other Fees & Costs													
Total Project Cost			6,236		-297	5,939							5,939
FUNDING PLAN (000'S)													
Sales Tax 2020 Tier 2			6,236		-297	5,939							5,939
Total Funding			6,236		-297	5,939							5,939
LOAN REPAYMENT SCHEDULE (000'S)													
Total Loan Repayment													
ANNUAL OPERATING BUDGET IMPACT (000'S)													
Personal Svc.													
Non-personal								101	101	101			303
Capital													
Total Operating								101	101	101			303

FY2026 Capital Improvements Budget / FY 2026 - FY 2031 Project Detail

Project No. c891601

GENERAL PROJECT DATA:		Status	Closed	CONCURRENCY REQUIREMENTS (Y/N)		PROJECT NEED CRITERIA		PROJECT SCHEDULE	FY26	FY27	FY28	FY29	FY30	FY31
Project Title:	Sheriff District 3 Headquarters with Evidence and Impound yard			Does project add new capacity?	Yes	Safety	X	Design/Arch	1 2 3 4	1 2 3 4	1 2 3 4	1 2 3 4	1 2 3 4	1 2 3 4
Functional Area:	General Government			Is project required to maintain level of service:		Mandate		Land/ROW						
Department:	Sheriffs Office			- Within 5 years? List project in CIE	N/A	Replace	X	Construct						
Location:	Mid			- From 6 to 10 years? Monitor Annually	N/A	Growth	X	Equipment						

PROJECT DESCRIPTION:
 Develop 8 acres of a 20-acre site off Loveland Blvd and Old Landfill Road, and construct new District 3 headquarters facility with an Evidence Building and Impound yard.

PROJECT RATIONALE (Include Additional LOS Detail, if necessary):
 Relocate from Promenades Mall leased facility to a County owned property. Relocate Evidence and Impound areas from south county to a centralized facility. Impound yard is currently located at the jail needing relocating for jail medical expansion.


Funding chiefly comes from Infrastructure Ad valorem loan proceeds, with repayment from Impact Fees.
 Note: The project was originally titled as District 4, but was retitled to align with Sheriff's redistricting in 2016.
 Transferred 2014 Sales Tax from West County Annex (\$260,000), Jail Infirmary (\$240,000), and District 1 HQ (\$100,000) in FY18.

Sufficient impact fees were available in FY25 and the loan was paid off

OPERATING BUDGET IMPACT:

The project will remain open for debt service tracking.

	Prior Actual	Est FY25	Calc. for FY26		FY26	FY27	FY28	FY29	FY30	FY31	FUTURE	Total
			Orig. FY26	Est c/o to FY26								
EXPENDITURE PLAN (000'S)												
Design/Arch/Eng	975											975
Land (or ROW)	5											5
Construction	11,728											11,728
Internal Costs	4											4
Equipment & Furnishings	318											318
Interest												
Other Fees & Costs												
Total Project Cost	13,029											13,029
FUNDING PLAN (000'S)												
Capital Projects Fund	386											386
Infrastructure Ad valorem	7,988	-1,664	-792									6,324
Sales Tax 2014	600											600
Impact Fees	4,055	1,664	792									5,719
Other												
Total Funding	13,029											13,029
LOAN REPAYMENT SCHEDULE (000'S)												
Impact Fees	3,386	1,664	792	-792								5,050
Infrastructure Ad valorem												
Total Loan Repayment	3,386	1,664	792	-792								5,050
ANNUAL OPERATING BUDGET IMPACT (000'S)												
Personal Svc.												
Non-personal												
Capital												
Total Operating												



FY2026 Capital Improvements Budget / FY 2026 - FY 2031 Project Detail

Project No. c892102

GENERAL PROJECT DATA:		Status	In Progress	CONCURRENCY REQUIREMENTS		No	PROJECT NEEDED	PROJECT	FY26	FY27	FY28	FY29	FY30	FY31
Project Title:	Sheriff District 4 HQ with Training Facility			Does project add new capacity?	Yes		CRITERIA	SCHEDULE	1 2 3 4	1 2 3 4	1 2 3 4	1 2 3 4	1 2 3 4	1 2 3 4
Functional Area:	Public Safety			Is project required to maintain level of service:			Safety	X	Design/Arch					
Department:	Sheriffs Office			- Within 5 years? List project in CIE	N/A		Mandate		Land/ROW					
Location:	South County			- From 6 to 10 years? Monitor Annually	N/A		Replace	X	Construct					
							Growth	X	Equipment					

PROJECT DESCRIPTION:
 Construct a replacement District 4 headquarters facility with a training component replacing existing facilities. The district office will utilize the prototype layout from District 1. The training building area can be incorporated into a single facility or stand alone. The facility will be constructed at Airport Rd annex site, replacing the existing sheriff's training and supervisor of elections facilities.

PROJECT RATIONALE (Include Additional LOS Detail, if necessary):
 The training facility is at the end of life cycle requiring increased maintenance cost. The district office is currently located in the main sheriff facility located on airport property. The district office needs to be relocated prior to relocation of a new CCSO administrative services building adjacent to District 3 at the Loveland site and ending costs for leasing space at the Airport.

This is a 2020 Sales Tax Extension Tier 1 project allocated at \$9.3 million.
 Amended CIP in BA23-048 9/12/23 to add \$4.019 million

OPERATING BUDGET IMPACT:
 Building maintenance costs, janitorial, fire alarm monitoring, fire extinguisher inspections, backflow inspections, pest control, grounds maintenance, burglar alarm, electricity, water, sewer, landfill fees, and generator fuel charges from an expanded footprint. Additional staffing of 2 for Facilities Operations and maintenance along with two vehicles.

	Prior Actual	Est FY25	Calc. for FY26		New \$ FY26	FY26	FY27	FY28	FY29	FY30	FY31	FUTURE	Total
			Orig. FY26	Est c/o to FY26									
EXPENDITURE PLAN (000'S)													
Design/Arch/Eng	689	44		227		227							960
Land (or ROW)													
Construction	6,351	4,407		2,843	-50	2,793							13,550
Internal Costs	65	12		-38	50	12							90
Equipment & Furnishings													
Interest													
Other Fees & Costs													
Total Project Cost	7,105	4,463		3,032		3,032							14,600
FUNDING PLAN (000'S)													
Sales Tax 2020	5,825	4,463		3,031		3,031							13,319
Infrastructure Ad valorem	1,280			1		1							1,281
Total Funding	7,105	4,463		3,032		3,032							14,600
LOAN REPAYMENT SCHEDULE (000'S)													
Total Loan Repayment													
ANNUAL OPERATING BUDGET IMPACT (000'S)													
Personal Svc.						70	70	70	70	70			350
Non-personal						152	152	152	152	152			758
Capital						84							84
Total Operating						306	222	222	222	222			1,192

7474 Utilities Road (leased property)
 William H. Reilly Administration Building
 Relocate to the Airport Annex site



FY2026 Capital Improvements Budget / FY 2026 - FY 2031 Project Detail											Project No. c892201																																																																																																																																																																																																																																																																																																									
GENERAL PROJECT DATA:				Status In Progress		CONCURRENCY REQUIREMENTS (Y/N)			PROJECT NEED CRITERIA		PROJECT SCHEDULE		FY26		FY27		FY28		FY29		FY30		FY31																																																																																																																																																																																																																																																																																													
Project Title: Sheriff District 5 HQ Babcock						Does project add new capacity? Yes			Safety		Design/Arch		1 2 3 4		1 2 3 4		1 2 3 4		1 2 3 4		1 2 3 4		1 2 3 4																																																																																																																																																																																																																																																																																													
Functional Area: Public Safety						Is project required to maintain level of service:			Mandate		Land/ROW																																																																																																																																																																																																																																																																																																									
Department: Sheriffs Office						- Within 5 years? List project in CIE Yes			Replace X		Construct																																																																																																																																																																																																																																																																																																									
Location: South County						- From 6 to 10 years? Monitor Annually No			Growth		Equipment																																																																																																																																																																																																																																																																																																									
PROJECT DESCRIPTION: The developer agreement with Kitson, developers of the Babcock Ranch, includes that the developer construct a shell for a Sheriff's district office within the development. The cost to finish the Station is the responsibility of the County. Amended 1/23/24 to increase project from \$3.5 to \$4.5 million.											PROJECT RATIONALE (Include Additional LOS Detail, if necessary):																																																																																																																																																																																																																																																																																																									
OPERATING BUDGET IMPACT: Additional facilities personnel and vehicle along with building maintenance costs, alarm monitoring, inspections, pest control, utilities and generator maintenance.											REPLACEMENT COUNTY PROPERTY NO.:																																																																																																																																																																																																																																																																																																									
													<table border="1"> <thead> <tr> <th colspan="13">Calc. for FY26</th> </tr> <tr> <th>Prior Actual</th> <th>Est FY25</th> <th>Orig. FY26</th> <th>Est c/o to FY26</th> <th>New \$ FY26</th> <th>FY26</th> <th>FY27</th> <th>FY28</th> <th>FY29</th> <th>FY30</th> <th>FY31</th> <th>FUTURE</th> <th>Total</th> </tr> </thead> <tbody> <tr> <td colspan="13" style="text-align: center;">EXPENDITURE PLAN (000'S)</td> </tr> <tr> <td>Design/Arch/Eng</td> <td>406</td> <td>30</td> <td></td> <td>63</td> <td>63</td> <td></td> <td></td> <td></td> <td></td> <td></td> <td></td> <td>498</td> </tr> <tr> <td>Land (or ROW)</td> <td></td> <td></td> <td></td> <td>2</td> <td>2</td> <td></td> <td></td> <td></td> <td></td> <td></td> <td></td> <td>2</td> </tr> <tr> <td>Construction</td> <td>2,151</td> <td>1,230</td> <td></td> <td>319</td> <td>319</td> <td></td> <td></td> <td></td> <td></td> <td></td> <td></td> <td>3,700</td> </tr> <tr> <td>Internal Costs</td> <td></td> <td></td> <td></td> <td></td> <td></td> <td></td> <td></td> <td></td> <td></td> <td></td> <td></td> <td></td> </tr> <tr> <td>Equipment & Furnishings</td> <td>2</td> <td>165</td> <td></td> <td>133</td> <td>133</td> <td></td> <td></td> <td></td> <td></td> <td></td> <td></td> <td>300</td> </tr> <tr> <td>Interest</td> <td></td> <td></td> <td></td> <td></td> <td></td> <td></td> <td></td> <td></td> <td></td> <td></td> <td></td> <td></td> </tr> <tr> <td>Other Fees & Costs</td> <td></td> <td></td> <td></td> <td></td> <td></td> <td></td> <td></td> <td></td> <td></td> <td></td> <td></td> <td></td> </tr> <tr> <td>Total Project Cost</td> <td>2,559</td> <td>1,425</td> <td></td> <td>516</td> <td>516</td> <td></td> <td></td> <td></td> <td></td> <td></td> <td></td> <td>4,500</td> </tr> <tr> <td colspan="13" style="text-align: center;">FUNDING PLAN (000'S)</td> </tr> <tr> <td>Infrastructure Ad valorem</td> <td>2,559</td> <td>1,425</td> <td></td> <td>516</td> <td>-516</td> <td></td> <td></td> <td></td> <td></td> <td></td> <td></td> <td>3,984</td> </tr> <tr> <td>Impact Fees</td> <td></td> <td></td> <td></td> <td></td> <td>516</td> <td>516</td> <td></td> <td></td> <td></td> <td></td> <td></td> <td>516</td> </tr> <tr> <td>Total Funding</td> <td>2,559</td> <td>1,425</td> <td></td> <td>516</td> <td>516</td> <td></td> <td></td> <td></td> <td></td> <td></td> <td></td> <td>4,500</td> </tr> <tr> <td colspan="13" style="text-align: center;">LOAN REPAYMENT SCHEDULE (000'S)</td> </tr> <tr> <td>Total Loan Repayment</td> <td></td> <td></td> <td></td> <td></td> <td></td> <td></td> <td></td> <td></td> <td></td> <td></td> <td></td> <td></td> </tr> <tr> <td colspan="13" style="text-align: center;">ANNUAL OPERATING BUDGET IMPACT (000'S)</td> </tr> <tr> <td>Personal Svc.</td> <td></td> <td></td> <td></td> <td></td> <td></td> <td>38</td> <td>38</td> <td>38</td> <td>38</td> <td>38</td> <td></td> <td>190</td> </tr> <tr> <td>Non-personal</td> <td></td> <td></td> <td></td> <td></td> <td></td> <td>101</td> <td>101</td> <td>101</td> <td>101</td> <td>101</td> <td></td> <td>505</td> </tr> <tr> <td>Capital</td> <td></td> <td></td> <td></td> <td></td> <td></td> <td>35</td> <td></td> <td></td> <td></td> <td></td> <td></td> <td>35</td> </tr> <tr> <td>Total Operating</td> <td></td> <td></td> <td></td> <td></td> <td></td> <td>174</td> <td>139</td> <td>139</td> <td>139</td> <td>139</td> <td></td> <td>730</td> </tr> </tbody> </table>										Calc. for FY26													Prior Actual	Est FY25	Orig. FY26	Est c/o to FY26	New \$ FY26	FY26	FY27	FY28	FY29	FY30	FY31	FUTURE	Total	EXPENDITURE PLAN (000'S)													Design/Arch/Eng	406	30		63	63							498	Land (or ROW)				2	2							2	Construction	2,151	1,230		319	319							3,700	Internal Costs													Equipment & Furnishings	2	165		133	133							300	Interest													Other Fees & Costs													Total Project Cost	2,559	1,425		516	516							4,500	FUNDING PLAN (000'S)													Infrastructure Ad valorem	2,559	1,425		516	-516							3,984	Impact Fees					516	516						516	Total Funding	2,559	1,425		516	516							4,500	LOAN REPAYMENT SCHEDULE (000'S)													Total Loan Repayment													ANNUAL OPERATING BUDGET IMPACT (000'S)													Personal Svc.						38	38	38	38	38		190	Non-personal						101	101	101	101	101		505	Capital						35						35	Total Operating						174	139	139	139	139		730
Calc. for FY26																																																																																																																																																																																																																																																																																																																				
Prior Actual	Est FY25	Orig. FY26	Est c/o to FY26	New \$ FY26	FY26	FY27	FY28	FY29	FY30	FY31	FUTURE	Total																																																																																																																																																																																																																																																																																																								
EXPENDITURE PLAN (000'S)																																																																																																																																																																																																																																																																																																																				
Design/Arch/Eng	406	30		63	63							498																																																																																																																																																																																																																																																																																																								
Land (or ROW)				2	2							2																																																																																																																																																																																																																																																																																																								
Construction	2,151	1,230		319	319							3,700																																																																																																																																																																																																																																																																																																								
Internal Costs																																																																																																																																																																																																																																																																																																																				
Equipment & Furnishings	2	165		133	133							300																																																																																																																																																																																																																																																																																																								
Interest																																																																																																																																																																																																																																																																																																																				
Other Fees & Costs																																																																																																																																																																																																																																																																																																																				
Total Project Cost	2,559	1,425		516	516							4,500																																																																																																																																																																																																																																																																																																								
FUNDING PLAN (000'S)																																																																																																																																																																																																																																																																																																																				
Infrastructure Ad valorem	2,559	1,425		516	-516							3,984																																																																																																																																																																																																																																																																																																								
Impact Fees					516	516						516																																																																																																																																																																																																																																																																																																								
Total Funding	2,559	1,425		516	516							4,500																																																																																																																																																																																																																																																																																																								
LOAN REPAYMENT SCHEDULE (000'S)																																																																																																																																																																																																																																																																																																																				
Total Loan Repayment																																																																																																																																																																																																																																																																																																																				
ANNUAL OPERATING BUDGET IMPACT (000'S)																																																																																																																																																																																																																																																																																																																				
Personal Svc.						38	38	38	38	38		190																																																																																																																																																																																																																																																																																																								
Non-personal						101	101	101	101	101		505																																																																																																																																																																																																																																																																																																								
Capital						35						35																																																																																																																																																																																																																																																																																																								
Total Operating						174	139	139	139	139		730																																																																																																																																																																																																																																																																																																								

FY2026 Capital Improvements Budget / FY 2026 - FY 2031 Project Detail

Project No. c892202

GENERAL PROJECT DATA:		Status In Progress	CONCURRENCY REQUIREMENTS (Y/N)		PROJECT NEED CRITERIA	PROJECT SCHEDULE	FY26	FY27	FY28	FY29	FY30	FY31
Project Title:	Sheriff Jail Admin Renovation (with Kitchen & Laundry)		Does project add new capacity?	No	Safety		1 2 3 4	1 2 3 4	1 2 3 4	1 2 3 4	1 2 3 4	1 2 3 4
Functional Area:	Public Safety		Is project required to maintain level of service:		Mandate							
Department:	Sheriffs Office		- Within 5 years? List project in CIE	Yes/No	Replace	X						
Location:	South County		- From 6 to 10 years? Monitor Annually	Yes/No	Growth							

PROJECT DESCRIPTION:
 The main kitchen, laundry, and associated plumbing equipment has reached the end of its useful life. With the recent addition of the Jail Infirmary there is additional space that can now be repurposed. Project renovates the jail's kitchen and laundry spaces while repurposing additional areas for Facilities and jail operating inventory warehouse.

OPERATING BUDGET IMPACT:
 Additional facilities staff to maintain preventative maintenance program (no vehicle required). Utility and operating costing expected to remain similar to current costing.

PROJECT RATIONALE (Include Additional LOS Detail, if necessary):

REPLACEMENT COUNTY PROPERTY NO.:

	Prior Actual	Est FY25	Calc. for FY26			FY26	FY27	FY28	FY29	FY30	FY31	FUTURE	Total
			Orig. FY26	Est c/o to FY26	New \$ FY26								
EXPENDITURE PLAN (000'S)													
Design/Arch/Eng Land (or ROW)			700			700							700
Construction			7,355		-1,444	5,911							5,911
Internal Costs													
Equipment & Furnishings													
Interest													
Other Fees & Costs													
Total Project Cost			8,055		-1,444	6,611							6,611
FUNDING PLAN (000'S)													
Pending Sales Tax 2026			8,055		-1,444	6,611							6,611
Capital Projects Fund													
Infrastructure Ad valorem													
Total Funding			8,055		-1,444	6,611							6,611
LOAN REPAYMENT SCHEDULE (000'S)													
Total Loan Repayment													
ANNUAL OPERATING BUDGET IMPACT (000'S)													
Personal Svc.							88	88	88	88	88		442
Non-personal							66	66	66	66	66		331
Capital							29						29
Total Operating							183	155	155	155	155		802

FY2026 Capital Improvements Budget / FY 2026 - FY 2031 Project Detail Project No. **c892101**

GENERAL PROJECT DATA:		Status	In Progress	CONCURRENCY REQUIREMENTS		No	PROJECT NEEDED	PROJECT SCHEDULE	FY26	FY27	FY28	FY29	FY30	FY31
Project Title:	Sheriff Support Services (Admin HQ) & Hardened 911	Does project add new capacity?		Yes	Is project required to maintain level of service:		CRITERIA	SCHEDULE	1 2 3 4	1 2 3 4	1 2 3 4	1 2 3 4	1 2 3 4	1 2 3 4
Functional Area:	Public Safety	- Within 5 years? List project in CIE		N/A	- From 6 to 10 years? Monitor Annually		Safety	Design/Arch						
Department:	Sheriff's Office						Mandate	Land/ROW						
Location:	Mid County						Replace	Construct						
							Growth	Equipment						

PROJECT DESCRIPTION: The Charlotte County Sheriff's Administration Center project involves constructing a new 62,441 SF 2-story building to include the Sheriff's Office Support Headquarters and a Hardened 911 facility off Loveland Blvd next to CCSO District 3 Headquarters and Impound/Evidence/Forensics Facility. The second floor will contain approximately 12,000 SF of access flooring in the Intelligence/RTIC division analysis rooms, offices, Dispatch / Call Taker space, and training rooms. The first floor will have a community room accommodating up to 250 people. A vehicle maintenance bay is attached to the east side of the main building - servicing up to (4) vehicles. The building's construction is Type II B and will be fully sprinkled.

This is a 2020 Sales Tax Extension Tier 1 project allocated at \$19 million. BA24-089 3/12/24 added \$26 million of 2020 STE. Additional funding added in FY25 BA25-186 for additional consoles, funded by the Sheriff.

PROJECT RATIONALE (Include Additional LOS Detail, if necessary):

The Sheriff's current facility is on airport-owned land with a lease term agreement. The current metal building has been repaired from damage in Hurricane Charley which is still susceptible to hurricane damage. It is not functionally laid out for current needs or growth and is not designed or constructed to meet the needs of a modern law enforcement agency.

OPERATING BUDGET IMPACT:
Additional facilities, personnel, and a vehicle will be required for building operations. Building maintenance costs include janitorial, fire alarm monitoring, fire extinguisher inspections, backflow inspections, pest control, burglar alarms, electricity, water, sewer, landfill fees, generator fuel charges, and additional vehicle maintenance costs.

	Calc. for FY26					FY26	FY27	FY28	FY29	FY30	FY31	FUTURE	Total
	Prior Actual	Est FY25	Orig. FY26	Est c/o to FY26	New \$ FY26								
EXPENDITURE PLAN (000'S)													
Design/Arch/Eng Land (or ROW)	1,932	55		433		433							2,420
Construction	7,428	10,769		22,837	-100	22,737							40,934
Internal Costs	94	16		-64	100	36							146
Equipment & Furnishings				3,587		3,587							3,587
Interest													
Other Fees & Costs													
Total Project Cost	9,454	10,841		26,793		26,793							47,088
FUNDING PLAN (000'S)													
Sales Tax 2020	9,454	10,841		24,706		24,706							45,000
Ad Valorem				2,087		2,087							2,087
Total Funding	9,454	10,841		26,793		26,793							47,088
LOAN REPAYMENT SCHEDULE (000'S)													
Total Loan Repayment													
ANNUAL OPERATING BUDGET IMPACT (000'S)													
Personal Svc.						159	159	159	159	159			795
Non-personal						336	336	336	336	336			1,680
Capital						84							84
Total Operating						579	495	495	495	495			2,559



FY2026 Capital Improvements Budget / FY 2026 - FY 2031 Project Detail

GENERAL PROJECT DATA:		Status New	CONCURRENCY REQUIREMENTS (Y/N)	PROJECT NEED	PROJECT	Project No. c892601								
Project Title:	SO Warehouse Loveland		Does project add new capacity?	Yes/No	CRITERIA	SCHEDULE	FY26	FY27	FY28	FY29	FY30	FY31		
Functional Area:	Facilities		Is project required to maintain level of service:		Safety	Design/Arch	1	2	3	4	1	2	3	4
Department:	Facilities Management		- Within 5 years? List project in CIE	Yes/No	Mandate	Land/ROW								
Location:	Mid County		- From 6 to 10 years? Monitor Annually	Yes/No	Replace	Construct								
					Growth	Equipment								

PROJECT DESCRIPTION:
 Plan, design and construct a warehouse to support the needs of the Charlotte County Sheriff to protect necessary equipment from the elements and limit the need to relocate special equipment and supplies during disaster response activities.

PROJECT RATIONALE (Include Additional LOS Detail, if necessary):
 The Sheriff's Office has acquired numerous assets to be utilized during manmade or natural disaster events. CCSO also has equipment utilized throughout the year which needs to be stored for protection during any of these disasters. To preserve from the elements and be ready for use at a moments notice.

OPERATING BUDGET IMPACT:
 Non-Personnel SVC Operating/Maintenance

REPLACEMENT COUNTY PROPERTY NO.:

	Prior Actual	Est FY25	Calc. for FY26			FY26	FY27	FY28	FY29	FY30	FY31	FUTURE	Total
			Orig. FY26	Est c/o to FY26	New \$ FY26								
EXPENDITURE PLAN (000'S)													
Design/Arch/Eng						1,576							1,576
Land (or ROW)													
Construction						5,761							5,761
Internal Costs													
Equipment													
Interest													
Other Fees & Costs													
Total Project Cost						7,337							7,337
FUNDING PLAN (000'S)													
Pending Sales Tax 2026						7,337							7,337
Total Funding						7,337							7,337
LOAN REPAYMENT SCHEDULE (000'S)													
Total Loan Repayment													
OPERATING BUDGET IMPACT (000'S)													
Personal Svc.													
Non-personal									22	22			44
Capital													
Total Operating									22	22			44



FY2026 Capital Improvements Budget / FY 2026 - FY 2031 Project Detail

Project No. c342001

GENERAL PROJECT DATA:		Status	In Progress	CONCURRENCY REQUIREMENTS		(Y/N)	PROJECT NEED	PROJECT	FY26	FY27	FY28	FY29	FY30	FY31
Project Title:	Landfill Scale House			Does project add new capacity?	Yes		CRITERIA	SCHEDULE	1 2 3 4	1 2 3 4	1 2 3 4	1 2 3 4	1 2 3 4	1 2 3 4
Functional Area:	Solid Waste Management	Is project required to maintain level of service:					Safety	Design/Arch						
Department:	Public Works Solid Waste Division	- Within 5 years? List project in CIE				Yes	Mandate	Land/ROW						
Location:	South County	- From 6 to 10 years? Monitor Annually				N/A	Replace	Construct						
							Growth	Equipment						

PROJECT DESCRIPTION:
 Program, design and construct a new scale house with appropriate ancillary support structures. The project would move the physical location of the scale house and its ancillary functions of a convenience center and household hazardous waste. Project amended in FY24 to include construction of a new roadway alignment within the Landfill Site to the new scale house location, and to provide a new right turn lane and new left turn lane on Zemel Road to improve traffic circulation. The project includes milling and resurfacing existing pavement within the Landfill Site where possible.
 Project will be fully funded by Solid Waste Division enterprise funds. Amended 3/12/24 to fund roadway configuration.

OPERATING BUDGET IMPACT:
 No additional impacts.

PROJECT RATIONALE (Include Additional LOS Detail, if necessary):
 The relocation of the scale house to the future operational area of the landfill will streamline current operations as well as meet the future operational needs. The project improves traffic control and flow in and out of the landfill. The building will also make the County Landfill compliant with the County's Ordinance of not using trailers for permanent operations. The scale house at the Zemel Road Landfill is currently a trailer nearing the end of its expected usable lifecycle.

	Prior Actual	Est FY25	Calc. for FY26		New \$ to FY26	FY26	FY27	FY28	FY29	FY30	FY31	FUTURE	Total
			Orig. FY26	Est c/o to FY26									
EXPENDITURE PLAN (000'S)													
Design/Arch/Eng Land (or ROW)				200		200							200
Construction	4,977	4		3,577		3,577							8,558
Internal Costs		1		121		121							122
Equipment & Furnishings													
Interest													
Other Fees & Costs													
Total Project Cost	4,977	5		3,899		3,899							8,880
FUNDING PLAN (000'S)													
Solid Waste Enterprise Fund	4,977	5		3,899		3,899							8,880
Total Funding	4,977	5		3,899		3,899							8,880
LOAN REPAYMENT SCHEDULE (000'S)													
Total Loan Repayment													
OPERATING BUDGET IMPACT (000'S)													
Personal Svc.													
Non-personal													
Capital													
Total Operating													



FY2026 Capital Improvements Budget / FY 2026 - FY 2031 Project Detail						Project No. c342601																													
GENERAL PROJECT DATA:		Status	New	CONCURRENCY REQUIREMENTS (Y/N)		PROJECT NEED CRITERIA		PROJECT SCHEDULE				FY26				FY27				FY28				FY29				FY30				FY31			
Project Title:		SW Landfill Operations Building Zemel		Does project add new capacity?		Yes/No		Safety				Design/Arch				1 2 3 4				1 2 3 4				1 2 3 4				1 2 3 4				1 2 3 4			
Functional Area:		Facilities		Is project required to maintain level of service:				Mandate				Land/ROW																							
Department:		Facilities Management		- Within 5 years? List project in CIE		Yes/No		Replace				Construct																							
Location:		South County		- From 6 to 10 years? Monitor Annually		Yes/No		Growth				Equipment																							

PROJECT DESCRIPTION:
 Design and construct a new operations facility for the Zemel Rd Landfill to replace the existing building.

PROJECT RATIONALE (Include Additional LOS Detail, if necessary):
 The current facility has reached its end of life, growth in the county and needs to expand operations require replacement.

OPERATING BUDGET IMPACT:
 Personnel SVC 1 FTE
 Non-Personnel SVC Operating/Maintenance
 Capital 1 vehicle

REPLACEMENT COUNTY PROPERTY NO.:

	Prior Actual	Est FY25	Calc. for FY26			FY26	FY27	FY28	FY29	FY30	FY31	FUTURE	Total
			Orig. FY26	Est c/o to FY26	New \$ FY26								
EXPENDITURE PLAN (000'S)													
Design/Arch/Eng					318	318							318
Land (or ROW)													
Construction					6,363	6,363							6,363
Internal Costs													
Equipment													
Interest													
Other Fees & Costs													
Total Project Cost					6,681	6,681							6,681
FUNDING PLAN (000'S)													
Solid Waste Enterprise Fund					6,681	6,681							6,681
Total Funding					6,681	6,681							6,681
LOAN REPAYMENT SCHEDULE (000'S)													
Total Loan Repayment													
OPERATING BUDGET IMPACT (000'S)													
Personal Svc.										84	84		168
Non-personal										823	823		1,646
Capital										102	102		102
Total Operating										1,009	907		1,916



FY2026 Capital Improvements Budget / FY 2026 - FY 2031 Project Detail

GENERAL PROJECT DATA:		Status: New	CONCURRENCY REQUIREMENTS (Y/N)		PROJECT NEED	PROJECT	Project No. c362601																		
Project Title:	Environmental Campus Building B		Does project add new capacity?	Yes/No		CRITERIA	SCHEDULE	FY26			FY27			FY28			FY29			FY30			FY31		
Functional Area:	Facilities		Is project required to maintain level of service:			Safety	Design/Arch																		
Department:	Facilities Management		- Within 5 years? List project in CIE	Yes/No		Mandate	Land/ROW																		
Location:	Mid County		- From 6 to 10 years? Monitor Annually	Yes/No		Replace	Construct																		
						Growth	Equipment																		

PROJECT DESCRIPTION:
 Design, and Construct a new facility to meet demand and growth for operations at Charlotte County Utilities Eastport Environmental Campus. Location to be programmed with campus masterplanning.

PROJECT RATIONALE (Include Additional LOS Detail, if necessary):
 Building B has reached end of life, capacity for growth is restricted and the current facility does not meet critical infrastructure requirements with building envelope and elevation.

OPERATING BUDGET IMPACT:
 Non-Personnel SVC Operating/Maintenance

REPLACEMENT COUNTY PROPERTY NO.:

	Prior Actual	Est FY25	Calc. for FY26		New \$ FY26	FY26	FY27	FY28	FY29	FY30	FY31	FUTURE	Total
			Orig. FY26	Est c/o to FY26									
EXPENDITURE PLAN (000'S)													
Design/Arch/Eng							1,596						1,596
Land (or ROW)													
Construction							12,626						12,626
Internal Costs													
Equipment													
Interest													
Other Fees & Costs													
Total Project Cost							14,222						14,222
FUNDING PLAN (000'S)													
Utility Operations & Maint							14,222						14,222
Total Funding							14,222						14,222
LOAN REPAYMENT SCHEDULE (000'S)													
Total Loan Repayment													
OPERATING BUDGET IMPACT (000'S)													
Personal Svc.													
Non-personal										58			58
Capital													
Total Operating													58

FY2026 Capital Improvements Budget / FY 2026 - FY 2031 Project Detail

GENERAL PROJECT DATA: Project Title: Mid County Operations Facility - Utilities Functional Area: Facility Infrastructure Department: Utilities Location: Mid County		Status: In Progress CONCURRENCY REQUIREMENTS (Y/N)		PROJECT NEED CRITERIA Does project add new capacity? Yes Is project required to maintain level of service: - Within 5 years? List project in CIE (Y/N) - From 6 to 10 years? Monitor Annually (Y/N)	Project No. c362401				FY26 FY27 FY28 FY29 FY30 FY31											
		PROJECT SCHEDULE			1	2	3	4	1	2	3	4	1	2	3	4	1	2	3	4
		Safety																		

PROJECT DESCRIPTION:
 Once the scope has been developed the costs will be estimated to include Utilities Administration as well as an Inventory Warehouse.

 The project will include engineering design, potential land acquisition, as well as construction and furniture, fixtures and equipment. It is anticipated that the tasks for engineering design, construction, and Equipment & Furnishings will be refined once the scope has been developed.

PROJECT RATIONALE (Include Additional LOS Detail, if necessary):
 Utilities presence in Mid County is critical to its Administrative functions. Potential to relocate to a shared facility with Public Works.

OPERATING BUDGET IMPACT:
 Operating impacts will be calculated once the scope of the project has been determined.

	Prior Actual	Est FY25	Calc. for FY26			FY26	FY27	FY28	FY29	FY30	FY31	FUTURE	Total
			Orig. FY26	Est c/o to FY26	New \$ FY26								
EXPENDITURE PLAN (000'S)													
Design/Arch/Eng								2,035					2,035
Land (or ROW)													
Construction								19,075					19,075
Internal Costs													
Equipment & Furnishings													
Interest													
Other Fees & Costs								18,427					18,427
Total Project Cost								39,537					39,537
FUNDING PLAN (000'S)													
Utility Operations & Maint								25,346					25,346
Grants Pending								14,191					14,191
Total Funding								39,537					39,537
LOAN REPAYMENT SCHEDULE (000'S)													
Total Loan Repayment													
ANNUAL OPERATING BUDGET IMPACT (000'S)													
Personal Svc.									84	84	84		252
Non-personal									64	64	64		192
Capital									102				102
Total Operating									250	148	148		546



This page intentionally left blank

FY2026 Capital Improvements Budget / FY 2026 - FY 2031 Project Detail **Project No.**

GENERAL PROJECT DATA:		CONCURRENCY REQUIREMENTS:		PROJECT NEED CRITERIA		PROJECT SCHEDULE																							
Project Title: Section G General Government Summary		Does project add capacity (Y/N)?		Safety		FY26			FY27			FY28			FY29			FY30			FY31								
Functional Area:		Is it required to maintain Level of Service:		Mandate		1			2			3			4			1			2			3			4		
Department:		- W/in 5 years? List in CIE (Y/N):		Replace		2			3			4			1			2			3			4					
Location:		- 6 to 10 years? Monitor (Y/N):		Growth		3			4			1			2			3			4								

PROJECT DESCRIPTION:

PROJECT RATIONALE (Include Additional LOS Detail, if necessary):

OPERATING BUDGET IMPACT:

REPLACEMENT COUNTY PROPERTY NO.:

	Prior Actual	Est FY25	Calc. for FY26		New \$ FY26	FY26	FY27	FY28	FY29	FY30	FY31	FUTURE	Total
			Orig. FY26	Est c/o to FY26									
EXPENDITURE PLAN (000'S)													
Design/Arch/Eng													
Land (or ROW)	6,366	253	253			253	253	253	253	253	253		8,135
Construction													
Other Fees & Costs													
Landscaping													
Internal Costs													
Equipment	5,110			9,862	4,553	14,415	1,471						20,996
Interest													
Total Project Cost	11,476	253	253	9,862	4,553	14,667	1,724	253	253	253	253		29,131

FUNDING PLAN (000'S)													
	Prior Actual	Est FY25	Orig. FY26	Est c/o to FY26	New \$ FY26	FY26	FY27	FY28	FY29	FY30	FY31	FUTURE	Total
Capital Projects Fund	6,464	223	253	1,782	1,074	3,108	653	253	253	253	253		11,458
Ad valorem				166	143	309							309
Solid Waste Enterprise Fund	1,017			-28	134	106							1,123
Fire Assessments	92			3,176	549	3,725	450						4,267
Radio Comm Fund													
Fleet Enterprise Fund	41												41
Infrastructure Ad valorem													
Gas Tax (Trans Trust)	2,725			2,993	-28	2,965							5,690
Ad Valorem (Lighting District)				270		270							270
Building Construction Service													
Utility Operations & Maint	1,137	30		1,504	2,680	4,184	621						5,973
Total Funding	11,476	253	253	9,862	4,553	14,667	1,724	253	253	253	253		29,131

LOAN REPAYMENT SCHEDULE (000'S)													
	Prior Actual	Est FY25	Orig. FY26	Est c/o to FY26	New \$ FY26	FY26	FY27	FY28	FY29	FY30	FY31	FUTURE	Total
Total Loan Repayment													

OPERATING BUDGET IMPACT (000'S)													
	Prior Actual	Est FY25	Orig. FY26	Est c/o to FY26	New \$ FY26	FY26	FY27	FY28	FY29	FY30	FY31	FUTURE	Total
Personal Svc.													
Non-personal													
Capital													
Total Operating													

FY2026 Capital Improvements Budget / FY 2026 - FY 2031 Project Detail											Project No. c192204																																																																																																																																																																																																																																															
GENERAL PROJECT DATA:		Status	In Progress	CONCURRENCY REQUIREMENTS (Y/N)			PROJECT NEED CRITERIA	PROJECT SCHEDULE	FY26		FY27		FY28		FY29		FY30		FY31																																																																																																																																																																																																																																							
Project Title:		Additional and Miscellaneous Equipment (FY22/FY23)		Does project add new capacity? No			Safety	Design/Arch	1	2	3	4	1	2	3	4	1	2	3	4																																																																																																																																																																																																																																						
Functional Area:		General Government		Is project required to maintain level of service:			Mandate	Land/ROW																																																																																																																																																																																																																																																		
Department:		Various		- Within 5 years? List project in CIE N/A			Replace	Construct																																																																																																																																																																																																																																																		
Location:		Various		- From 6 to 10 years? Monitor Annually N/A			Growth	Equipment																																																																																																																																																																																																																																																		
PROJECT DESCRIPTION:											PROJECT RATIONALE (Include Additional LOS Detail, if necessary):																																																																																																																																																																																																																																															
Identifies "additional" equipment increasing county Fleet or additional items required due to new service. If identified as Heavy Equipment the item will be coded with this CIP and if General Fund, paid from Capital projects fund. If equipment is not identified as HEP, it is funded from the appropriate cost center. If general fund, the item will be coded with Interfund Transfer tracking project (s221901) and be reimbursed with a transfer from Capital Projects Fund. It is possible for items to reside on both the "additional" list and the s-tracking identified for CPF transfer funding.											<table border="1"> <thead> <tr> <th></th> <th>FY22</th> <th>FY23</th> <th>Department</th> <th>Funding</th> </tr> </thead> <tbody> <tr><td>Zero Turn Mower</td><td>15</td><td></td><td>PW - Aquatic W</td><td>Ad Valorem</td></tr> <tr><td>Mini Excavator with Trail</td><td>75</td><td></td><td>PW - Aquatic W</td><td>Capital Projects</td></tr> <tr><td>Large Dozer</td><td>410</td><td></td><td>PW - Landfill</td><td>Landfill</td></tr> <tr><td>NEW - F550 4 x 4 mini c</td><td>60</td><td></td><td>CCU-Const Svc</td><td>Utilities Op & Maint</td></tr> <tr><td>Ford Explorer - 4 dr; 2-w</td><td>30.34</td><td></td><td>CCU-Admin (37)</td><td>Utilities Op & Maint</td></tr> <tr><td>Wachs compact lx valve</td><td>66.9</td><td></td><td>CCU-Water Dist</td><td>Utilities Op & Maint</td></tr> <tr><td>Mini trackhoe and trailer</td><td>85</td><td></td><td>CCU-Lift Station</td><td>Utilities Op & Maint</td></tr> <tr><td>F150 4x4 with fuel cell a</td><td>80</td><td></td><td>CCU-Lift Station</td><td>Utilities Op & Maint</td></tr> <tr><td>New, Trailer for Skid Ste</td><td>11</td><td></td><td>CCU-Sewer Line</td><td>Utilities Op & Maint</td></tr> <tr><td>New, Turf vehicle for var</td><td>16</td><td></td><td>CCU-Sewer Line</td><td>Utilities Op & Maint</td></tr> <tr><td>New, F550 4x4, 1 ton rr</td><td>75</td><td></td><td>CCU-LPS (3780)</td><td>Utilities Op & Maint</td></tr> <tr><td>Pump, 6" trailered, trash</td><td>20</td><td></td><td>CCU-Eastport (3)</td><td>Utilities Op & Maint</td></tr> <tr><td>F150</td><td>30</td><td></td><td>CCU-Eastport (3)</td><td>Utilities Op & Maint</td></tr> <tr><td>Transit Van</td><td>29.87</td><td></td><td>CCU-Inst & Con</td><td>Utilities Op & Maint</td></tr> <tr><td>Ford Ranger (x2)</td><td>55.07</td><td></td><td>Comm Dev - BC</td><td>BCS</td></tr> <tr><td>Ford Ranger</td><td>27.54</td><td></td><td>Comm Dev - Zo</td><td>Ad Valorem</td></tr> <tr><td>2 New Battalion Vehicles</td><td>110</td><td></td><td>Fire</td><td>Fire</td></tr> <tr><td>Ford F350 Diesel Truck</td><td>65</td><td></td><td>Fire</td><td>Fire</td></tr> <tr><td>Honda Motor, Pump anc</td><td>0</td><td>15</td><td>PW - Aquatic W</td><td>Ad Valorem</td></tr> <tr><td>New, small excavator fo</td><td>0</td><td>38</td><td>CCU-Sewer Line</td><td>Utilities Op & Maint</td></tr> <tr><td>New, Turf vehicle for me</td><td>0</td><td>16</td><td>CCU-Sewer Line</td><td>Utilities Op & Maint</td></tr> <tr><td>Yanmar mini excavator</td><td>0</td><td>46</td><td>CCU-LPS (3780)</td><td>Utilities Op & Maint</td></tr> <tr><td>Trailer</td><td>15</td><td>11</td><td>CCU-LPS (3780)</td><td>Utilities Op & Maint</td></tr> <tr><td>Landoll Trailer</td><td>38</td><td>85</td><td>CCU-Eastport (3)</td><td>Utilities Op & Maint</td></tr> <tr><td>Bobcat</td><td>16</td><td>30</td><td>CCU-Leachate (</td><td>Utilities Op & Maint</td></tr> <tr><td>Gator (new league pos)</td><td>22</td><td></td><td>Community Svc</td><td>Ad Valorem</td></tr> <tr><td>Forklift</td><td>40</td><td></td><td>PS-Emer Mgt</td><td>Ad Valorem</td></tr> <tr><td>Inventory Tracking - Silk</td><td>10</td><td></td><td>PS-Emer Mgt</td><td>Ad Valorem</td></tr> <tr><td>Ventilators</td><td>188</td><td></td><td>PS-EMS</td><td>Ad Valorem</td></tr> <tr><td>Monitor/Defibrillator</td><td>1406</td><td></td><td>PS-EMS</td><td>Ad Valorem</td></tr> <tr><td>Rescue (separate CIP)</td><td>0</td><td></td><td>PS-EMS</td><td>Capital Projects</td></tr> <tr><td>ARFF Start up</td><td>7</td><td></td><td>PS-EMS</td><td>Fire</td></tr> <tr><td>Fire Misc See detail</td><td>136</td><td></td><td>PS-Fire</td><td>Fire</td></tr> <tr><td>Furnishings for 3 new st</td><td>90</td><td></td><td>PS-Fire</td><td>Fire</td></tr> <tr><td>Furnishings for 3 new st</td><td>30</td><td></td><td>PS-EMS</td><td>Ad Valorem</td></tr> <tr><td>New Microwave link</td><td>75</td><td></td><td>PS/Radio Comr</td><td>Radio Comm</td></tr> <tr><td>Waveform Analyzer</td><td>66.28</td><td></td><td>PS/Radio Comr</td><td>Radio Comm</td></tr> <tr><td>New, Rear easement Pc</td><td></td><td>32</td><td>CCU-Sewer Line</td><td>Utilities Op & Maint</td></tr> <tr><td>Inventory Tracking - Silk</td><td></td><td>10</td><td>PS-EMS</td><td>Ad Valorem</td></tr> <tr><td>Fire Misc See detail</td><td></td><td>79.5</td><td>PS-Fire</td><td>Fire</td></tr> <tr><td>Furnishings for 3 new st</td><td></td><td>90</td><td>PS-Fire</td><td>Fire</td></tr> <tr><td>Furnishings for 3 new st</td><td></td><td>30</td><td>PS-EMS</td><td>Ad Valorem</td></tr> <tr><td>Receiver Coverage Exte</td><td></td><td>48.21</td><td>PS/Radio Comr</td><td>Radio Comm</td></tr> <tr><td>Mobile heavy lifts 15K lb</td><td></td><td>55</td><td>Vehicle Maint</td><td>Fleet</td></tr> <tr><td>Mixer/Disposal</td><td></td><td>3.1</td><td>Facilities/Jail</td><td>Ad Valorem</td></tr> </tbody> </table>											FY22	FY23	Department	Funding	Zero Turn Mower	15		PW - Aquatic W	Ad Valorem	Mini Excavator with Trail	75		PW - Aquatic W	Capital Projects	Large Dozer	410		PW - Landfill	Landfill	NEW - F550 4 x 4 mini c	60		CCU-Const Svc	Utilities Op & Maint	Ford Explorer - 4 dr; 2-w	30.34		CCU-Admin (37)	Utilities Op & Maint	Wachs compact lx valve	66.9		CCU-Water Dist	Utilities Op & Maint	Mini trackhoe and trailer	85		CCU-Lift Station	Utilities Op & Maint	F150 4x4 with fuel cell a	80		CCU-Lift Station	Utilities Op & Maint	New, Trailer for Skid Ste	11		CCU-Sewer Line	Utilities Op & Maint	New, Turf vehicle for var	16		CCU-Sewer Line	Utilities Op & Maint	New, F550 4x4, 1 ton rr	75		CCU-LPS (3780)	Utilities Op & Maint	Pump, 6" trailered, trash	20		CCU-Eastport (3)	Utilities Op & Maint	F150	30		CCU-Eastport (3)	Utilities Op & Maint	Transit Van	29.87		CCU-Inst & Con	Utilities Op & Maint	Ford Ranger (x2)	55.07		Comm Dev - BC	BCS	Ford Ranger	27.54		Comm Dev - Zo	Ad Valorem	2 New Battalion Vehicles	110		Fire	Fire	Ford F350 Diesel Truck	65		Fire	Fire	Honda Motor, Pump anc	0	15	PW - Aquatic W	Ad Valorem	New, small excavator fo	0	38	CCU-Sewer Line	Utilities Op & Maint	New, Turf vehicle for me	0	16	CCU-Sewer Line	Utilities Op & Maint	Yanmar mini excavator	0	46	CCU-LPS (3780)	Utilities Op & Maint	Trailer	15	11	CCU-LPS (3780)	Utilities Op & Maint	Landoll Trailer	38	85	CCU-Eastport (3)	Utilities Op & Maint	Bobcat	16	30	CCU-Leachate (Utilities Op & Maint	Gator (new league pos)	22		Community Svc	Ad Valorem	Forklift	40		PS-Emer Mgt	Ad Valorem	Inventory Tracking - Silk	10		PS-Emer Mgt	Ad Valorem	Ventilators	188		PS-EMS	Ad Valorem	Monitor/Defibrillator	1406		PS-EMS	Ad Valorem	Rescue (separate CIP)	0		PS-EMS	Capital Projects	ARFF Start up	7		PS-EMS	Fire	Fire Misc See detail	136		PS-Fire	Fire	Furnishings for 3 new st	90		PS-Fire	Fire	Furnishings for 3 new st	30		PS-EMS	Ad Valorem	New Microwave link	75		PS/Radio Comr	Radio Comm	Waveform Analyzer	66.28		PS/Radio Comr	Radio Comm	New, Rear easement Pc		32	CCU-Sewer Line	Utilities Op & Maint	Inventory Tracking - Silk		10	PS-EMS	Ad Valorem	Fire Misc See detail		79.5	PS-Fire	Fire	Furnishings for 3 new st		90	PS-Fire	Fire	Furnishings for 3 new st		30	PS-EMS	Ad Valorem	Receiver Coverage Exte		48.21	PS/Radio Comr	Radio Comm	Mobile heavy lifts 15K lb		55	Vehicle Maint	Fleet	Mixer/Disposal		3.1	Facilities/Jail	Ad Valorem
	FY22	FY23	Department	Funding																																																																																																																																																																																																																																																						
Zero Turn Mower	15		PW - Aquatic W	Ad Valorem																																																																																																																																																																																																																																																						
Mini Excavator with Trail	75		PW - Aquatic W	Capital Projects																																																																																																																																																																																																																																																						
Large Dozer	410		PW - Landfill	Landfill																																																																																																																																																																																																																																																						
NEW - F550 4 x 4 mini c	60		CCU-Const Svc	Utilities Op & Maint																																																																																																																																																																																																																																																						
Ford Explorer - 4 dr; 2-w	30.34		CCU-Admin (37)	Utilities Op & Maint																																																																																																																																																																																																																																																						
Wachs compact lx valve	66.9		CCU-Water Dist	Utilities Op & Maint																																																																																																																																																																																																																																																						
Mini trackhoe and trailer	85		CCU-Lift Station	Utilities Op & Maint																																																																																																																																																																																																																																																						
F150 4x4 with fuel cell a	80		CCU-Lift Station	Utilities Op & Maint																																																																																																																																																																																																																																																						
New, Trailer for Skid Ste	11		CCU-Sewer Line	Utilities Op & Maint																																																																																																																																																																																																																																																						
New, Turf vehicle for var	16		CCU-Sewer Line	Utilities Op & Maint																																																																																																																																																																																																																																																						
New, F550 4x4, 1 ton rr	75		CCU-LPS (3780)	Utilities Op & Maint																																																																																																																																																																																																																																																						
Pump, 6" trailered, trash	20		CCU-Eastport (3)	Utilities Op & Maint																																																																																																																																																																																																																																																						
F150	30		CCU-Eastport (3)	Utilities Op & Maint																																																																																																																																																																																																																																																						
Transit Van	29.87		CCU-Inst & Con	Utilities Op & Maint																																																																																																																																																																																																																																																						
Ford Ranger (x2)	55.07		Comm Dev - BC	BCS																																																																																																																																																																																																																																																						
Ford Ranger	27.54		Comm Dev - Zo	Ad Valorem																																																																																																																																																																																																																																																						
2 New Battalion Vehicles	110		Fire	Fire																																																																																																																																																																																																																																																						
Ford F350 Diesel Truck	65		Fire	Fire																																																																																																																																																																																																																																																						
Honda Motor, Pump anc	0	15	PW - Aquatic W	Ad Valorem																																																																																																																																																																																																																																																						
New, small excavator fo	0	38	CCU-Sewer Line	Utilities Op & Maint																																																																																																																																																																																																																																																						
New, Turf vehicle for me	0	16	CCU-Sewer Line	Utilities Op & Maint																																																																																																																																																																																																																																																						
Yanmar mini excavator	0	46	CCU-LPS (3780)	Utilities Op & Maint																																																																																																																																																																																																																																																						
Trailer	15	11	CCU-LPS (3780)	Utilities Op & Maint																																																																																																																																																																																																																																																						
Landoll Trailer	38	85	CCU-Eastport (3)	Utilities Op & Maint																																																																																																																																																																																																																																																						
Bobcat	16	30	CCU-Leachate (Utilities Op & Maint																																																																																																																																																																																																																																																						
Gator (new league pos)	22		Community Svc	Ad Valorem																																																																																																																																																																																																																																																						
Forklift	40		PS-Emer Mgt	Ad Valorem																																																																																																																																																																																																																																																						
Inventory Tracking - Silk	10		PS-Emer Mgt	Ad Valorem																																																																																																																																																																																																																																																						
Ventilators	188		PS-EMS	Ad Valorem																																																																																																																																																																																																																																																						
Monitor/Defibrillator	1406		PS-EMS	Ad Valorem																																																																																																																																																																																																																																																						
Rescue (separate CIP)	0		PS-EMS	Capital Projects																																																																																																																																																																																																																																																						
ARFF Start up	7		PS-EMS	Fire																																																																																																																																																																																																																																																						
Fire Misc See detail	136		PS-Fire	Fire																																																																																																																																																																																																																																																						
Furnishings for 3 new st	90		PS-Fire	Fire																																																																																																																																																																																																																																																						
Furnishings for 3 new st	30		PS-EMS	Ad Valorem																																																																																																																																																																																																																																																						
New Microwave link	75		PS/Radio Comr	Radio Comm																																																																																																																																																																																																																																																						
Waveform Analyzer	66.28		PS/Radio Comr	Radio Comm																																																																																																																																																																																																																																																						
New, Rear easement Pc		32	CCU-Sewer Line	Utilities Op & Maint																																																																																																																																																																																																																																																						
Inventory Tracking - Silk		10	PS-EMS	Ad Valorem																																																																																																																																																																																																																																																						
Fire Misc See detail		79.5	PS-Fire	Fire																																																																																																																																																																																																																																																						
Furnishings for 3 new st		90	PS-Fire	Fire																																																																																																																																																																																																																																																						
Furnishings for 3 new st		30	PS-EMS	Ad Valorem																																																																																																																																																																																																																																																						
Receiver Coverage Exte		48.21	PS/Radio Comr	Radio Comm																																																																																																																																																																																																																																																						
Mobile heavy lifts 15K lb		55	Vehicle Maint	Fleet																																																																																																																																																																																																																																																						
Mixer/Disposal		3.1	Facilities/Jail	Ad Valorem																																																																																																																																																																																																																																																						
OPERATING BUDGET IMPACT											No additional impacts from equipment replacement. At closeout, reduce project module to amount expended.																																																																																																																																																																																																																																															
FY23 Amended											FY23 Additional Staffing/Equipment 7/19/22																																																																																																																																																																																																																																															
Utilities - Golf Cart & Drill Machine 8/1/23 \$217											F-550 Service Tr Utilities 86																																																																																																																																																																																																																																															
Public Works - Transit Van Insp System/Trimble 8/1/23 429.24											F-550 Boom Truc Utilities 129																																																																																																																																																																																																																																															
FY22 Amended 7/12/22											(Pickup Trucks, 13, Com Dev (10), FAC (1), PW (1), UT (Pickup values not included in total \$))																																																																																																																																																																																																																																															
Utilities - Vac Excavator 7/12/22, \$312.215											Calc. for FY26																																																																																																																																																																																																																																															
	Prior Actual	Est FY25	Orig. FY26	Est c/o to FY26	New \$ FY26	FY26	FY27	FY28	FY29	FY30	FY31	FUTURE	Total																																																																																																																																																																																																																																													
EXPENDITURE PLAN (000'S)																																																																																																																																																																																																																																																										
Design/Arch/Eng																																																																																																																																																																																																																																																										
Land (or ROW)																																																																																																																																																																																																																																																										
Construction																																																																																																																																																																																																																																																										
Internal Costs																																																																																																																																																																																																																																																										
Equipment	2,208			-268	543	275							2,483																																																																																																																																																																																																																																													
Interest																																																																																																																																																																																																																																																										
Other Fees & Costs																																																																																																																																																																																																																																																										
Total Project Cost	2,208			-268	543	275							2,483																																																																																																																																																																																																																																													
FUNDING PLAN (000'S)																																																																																																																																																																																																																																																										
Capital Projects Fund	98												98																																																																																																																																																																																																																																													
Building Construction Service																																																																																																																																																																																																																																																										
Fire Assessments	92												93																																																																																																																																																																																																																																													
Ad Valorem																																																																																																																																																																																																																																																										
Solid Waste Enterprise Fund	529												529																																																																																																																																																																																																																																													
Utility Operations & Maint	1,026			-268	543	275							1,301																																																																																																																																																																																																																																													
Fleet Enterprise Fund	41												41																																																																																																																																																																																																																																													
Gas Tax (Trans Trust)	422												422																																																																																																																																																																																																																																													
Total Funding	2,208			-268	543	275							2,483																																																																																																																																																																																																																																													
LOAN REPAYMENT SCHEDULE (000'S)																																																																																																																																																																																																																																																										
Total Loan Repayment																																																																																																																																																																																																																																																										
ANNUAL OPERATING BUDGET IMPACT (000'S)																																																																																																																																																																																																																																																										
Personal Svc.																																																																																																																																																																																																																																																										
Non-personal																																																																																																																																																																																																																																																										
Capital																																																																																																																																																																																																																																																										
Total Operating																																																																																																																																																																																																																																																										

FY2026 Capital Improvements Budget / FY 2026 - FY 2031 Project Detail													Project No. c192403																																								
GENERAL PROJECT DATA:		Status	In Progress	CONCURRENCY REQUIREMENTS (Y/N)				PROJECT NEED CRITERIA		PROJECT SCHEDULE		FY26	FY27	FY28	FY29	FY30	FY31																																				
Project Title: Additional and Miscellaneous Equipment (FY24/FY25)				Does project add new capacity? No				Safety		Design/Arch		1	2	3	4	1	2	3	4																																		
Functional Area: General Government				Is project required to maintain level of service:				Mandate		Land/ROW																																											
Department: Various				- Within 5 years? List project in CIE N/A				Replace		Construct																																											
Location: Various				- From 6 to 10 years? Monitor Annually N/A				Growth		Equipment																																											
PROJECT DESCRIPTION: Identifies "additional" equipment increasing county Fleet or additional items required due to new service. If identified as Heavy Equipment the item will be coded with this CIP and if General Fund, paid from Capital projects fund. If equipment is not identified as HEP, it is funded from the appropriate cost center. If general fund, the item will be coded with Interfund Transfer tracking project (s221901) and be reimbursed with a transfer from Capital Projects Fund. It is possible for items to reside on both the "additional" list and the s-tracking identified for CPF transfer funding. Most equipment was general fund, purchased in S241901.										PROJECT RATIONALE (Include Additional LOS Detail, if necessary): FY24 FY25 Department Funding																																											
OPERATING BUDGET IMPACT: No additional impacts from equipment replacement. At closeout, reduce project module to amount expended.										Trailer (s241901) 23.9 Facilities Capital Projects Fnd Swamp Buggy (s241901) 85 Natural Res Capital Projects Fnd GPS units (s241901) 55 PW Survey Capital Projects Fnd Rat Sewer Cleaning 30 Utilities - M - 37/ Utilities Op & Maint Trimble Unit HD Pole Camera 20 PW Maint & Op Gas Tax (Trans Trust) CCTV Transit Van Amphibian platform (s24 12.5 PW Maint & Op Gas Tax (Trans Trust) Aquatic Weed Capital Projects Fnd Survey-grade digital level (s241 16 PW Survey Capital Projects Fnd Drone (s241901) 25 Natural Res Capital Projects Fnd Ford F150 60 Animal Control Ad Valorem Ford F150 60 Emergency Mgt Ad Valorem Ford Transit (2) 50 50 Fire Rescue Fire Ford F150 (2) 60 60 Fire Rescue Fire Ford Explorer (3) 120 60 Fire Rescue Fire Ambulance (2) (s241901) 800 EMS Xfer Capital Projects Fnd Lifepak (2) (s241901) 90 EMS Xfer Capital Projects Fnd Airpack (4) (s241901) 34 EMS Xfer Capital Projects Fnd BA25-167 4.8.25 Ambulance Station 17 490.5 BA25-168 4.8.25 Fire Aparatus Station 17 1155 BA25-174 6.10.25 Ladder Truck Station 17 1620																																											
<table border="1"> <thead> <tr> <th colspan="2"></th> <th colspan="3">Calc. for FY26</th> <th colspan="10"></th> </tr> <tr> <th>Prior Actual</th> <th>Est FY25</th> <th>Orig. FY26</th> <th>Est c/o to FY26</th> <th>New \$ FY26</th> <th>FY26</th> <th>FY27</th> <th>FY28</th> <th>FY29</th> <th>FY30</th> <th>FY31</th> <th>FUTURE</th> <th>Total</th> </tr> </thead> </table>															Calc. for FY26													Prior Actual	Est FY25	Orig. FY26	Est c/o to FY26	New \$ FY26	FY26	FY27	FY28	FY29	FY30	FY31	FUTURE	Total	EXPENDITURE PLAN (000'S)												
		Calc. for FY26																																																			
Prior Actual	Est FY25	Orig. FY26	Est c/o to FY26	New \$ FY26	FY26	FY27	FY28	FY29	FY30	FY31	FUTURE	Total																																									
Design/Arch/Eng																																																					
Land (or ROW)																																																					
Construction																																																					
Internal Costs																																																					
Equipment	30		4,947		4,947							4,977																																									
Interest																																																					
Other Fees & Costs																																																					
Total Project Cost	30		4,947		4,947							4,977																																									
FUNDING PLAN (000'S)																																																					
Capital Projects Fund		-30	1,782	-30	1,752							1,722																																									
Fire Assessments			3,175		3,175							3,175																																									
Utility Operations & Maint	30	30	-30	30								60																																									
Gas Tax (Trans Trust)			20		20							20																																									
Total Funding	30		4,947		4,947							4,977																																									
LOAN REPAYMENT SCHEDULE (000'S)																																																					
Total Loan Repayment																																																					
ANNUAL OPERATING BUDGET IMPACT (000'S)																																																					
Personal Svc.																																																					
Non-personal																																																					
Capital																																																					
Total Operating																																																					

FY2026 Capital Improvements Budget / FY 2026 - FY 2031 Project Detail													Project No. c192627																																																																																																																																																																																																																																																																																																																																																																											
GENERAL PROJECT DATA:		Status	New	CONCURRENCY REQUIREMENTS (Y/N)									PROJECT NEED CRITERIA		PROJECT SCHEDULE		FY26		FY27		FY28		FY29		FY30		FY31																																																																																																																																																																																																																																																																																																																																																													
Project Title:		Additional Heavy, Small and Misc. Fleet Equipment (FY26/FY27)		Does project add new capacity? No									Safety		Design/Arch																																																																																																																																																																																																																																																																																																																																																																									
Functional Area:		General Government		Is project required to maintain level of service:									Mandate		Land/ROW																																																																																																																																																																																																																																																																																																																																																																									
Department:		Various		- Within 5 years? List project in CIE N/A									Replace		Construct																																																																																																																																																																																																																																																																																																																																																																									
Location:		Various		- From 6 to 10 years? Monitor Annually N/A									Growth		Equipment																																																																																																																																																																																																																																																																																																																																																																									
PROJECT DESCRIPTION:													PROJECT RATIONALE (Include Additional LOS Detail, if necessary):																																																																																																																																																																																																																																																																																																																																																																											
Identifies fleet only "additional" equipment increasing the county fleet, consisting of equipment classified as heavy, small and miscellaneous equipment. Light vehicles, including those purchased through the leasing program are not included in this project.																																																																																																																																																																																																																																																																																																																																																																																								
Equipment is to be budgeted in the respective departments budget. If General Fund department, then a transfer from Capital Projects Fund will be done at year end for actual costs incurred for Fleet equipment.																																																																																																																																																																																																																																																																																																																																																																																								
OPERATING BUDGET IMPACT:																																																																																																																																																																																																																																																																																																																																																																																								
No additional impacts from equipment replacement.																																																																																																																																																																																																																																																																																																																																																																																								
													<table border="1"> <thead> <tr> <th>Qty</th> <th>FY26</th> <th>FY27</th> <th>Department</th> <th>Funding</th> </tr> </thead> <tbody> <tr><td>Top Dresser</td><td>2</td><td>10</td><td>15</td><td>CommSvcs</td><td>Capital Projects</td></tr> <tr><td>F600 Svc Truck</td><td>1</td><td>120</td><td></td><td>Utilities</td><td>Utility O&M</td></tr> <tr><td>F600 Mini Dump</td><td>1</td><td>90</td><td></td><td>Utilities</td><td>Utility O&M</td></tr> <tr><td>Light Tower (Tri)</td><td>1</td><td>15</td><td></td><td>Utilities</td><td>Utility O&M</td></tr> <tr><td>Direct. Drill</td><td>1</td><td>350</td><td></td><td>Utilities</td><td>Utility O&M</td></tr> <tr><td>Tractor</td><td>1</td><td>207</td><td></td><td>Utilities</td><td>Utility O&M</td></tr> <tr><td>F550 Crane Truck</td><td>1</td><td>160</td><td></td><td>Utilities</td><td>Utility O&M</td></tr> <tr><td>Polaris Ranger 570</td><td>1</td><td>15</td><td></td><td>Utilities</td><td>Utility O&M</td></tr> <tr><td>Side by Side Off Rc</td><td>2</td><td>40</td><td></td><td>Utilities</td><td>Utility O&M</td></tr> <tr><td>Skid Steer</td><td>2</td><td>60</td><td></td><td>Solid Waste</td><td>Solid Waste Fees</td></tr> <tr><td>Bobcat</td><td>1</td><td>30</td><td></td><td>Utilities</td><td>Utility O&M</td></tr> <tr><td>Brush truck</td><td>1</td><td>450</td><td></td><td>Fire (75%) / EMS (25%)</td><td></td></tr> <tr><td>Polaris</td><td>1</td><td>40</td><td></td><td>Fire (75%) / EMS (25%)</td><td></td></tr> <tr><td>Truck Lift</td><td>2</td><td>32</td><td></td><td>Fire (75%) / EMS (25%)</td><td></td></tr> <tr><td>Forklift</td><td>1</td><td>60</td><td></td><td>Fire (75%) / EMS (25%)</td><td></td></tr> <tr><td>Ambulance</td><td>1</td><td>500</td><td></td><td>EMS</td><td>Capital Projects</td></tr> <tr><td>Lift Trailer</td><td>1</td><td>20</td><td></td><td>Emerg Mgmt</td><td>Capital Projects</td></tr> <tr><td>Bucket Truck</td><td>1</td><td>226</td><td></td><td>Facilities Mgmt</td><td>Capital Projects</td></tr> <tr><td>Dump Trailer</td><td>1</td><td></td><td>76</td><td>Utilities</td><td>Utility O&M</td></tr> <tr><td>Brush truck</td><td>1</td><td></td><td>450</td><td>Fire Rescue</td><td>Fire Assessments</td></tr> <tr><td>Spray Platform</td><td>1</td><td></td><td>200</td><td>Aquatic Weeds</td><td>Capital Projects</td></tr> <tr><td>Soil Sifter</td><td>1</td><td>300</td><td></td><td>Utilities</td><td>Utility O&M</td></tr> <tr><td>ATV</td><td>2</td><td>39</td><td></td><td>Solid Waste</td><td>Solid Waste Fees</td></tr> <tr><td>Trailer</td><td>6</td><td>10</td><td>50</td><td>CommSvcs</td><td>Capital Projects</td></tr> <tr><td>Gator</td><td>6</td><td>20</td><td>100</td><td>CommSvcs</td><td>Capital Projects</td></tr> <tr><td>Sand Pro</td><td>1</td><td></td><td>35</td><td>CommSvcs</td><td>Capital Projects</td></tr> <tr><td>Utility Trailer</td><td>2</td><td>7</td><td></td><td>Solid Waste</td><td>Solid Waste Fees</td></tr> <tr><td>F600</td><td>10</td><td>780</td><td>520</td><td>Utilities</td><td>Utility O&M</td></tr> <tr><td>Ditchwitch</td><td>1</td><td></td><td>25</td><td>Utilities</td><td>Utility O&M</td></tr> <tr><td>Transit E350</td><td>2</td><td>143</td><td></td><td>Sheriff</td><td>Ad Valorem</td></tr> <tr><td>Transit E350</td><td>3</td><td>215</td><td></td><td>Facilities Mgmt</td><td>Capital Projects</td></tr> <tr><td>F350</td><td>1</td><td>70</td><td></td><td>CommSvcs</td><td>Capital Projects</td></tr> </tbody> </table>													Qty	FY26	FY27	Department	Funding	Top Dresser	2	10	15	CommSvcs	Capital Projects	F600 Svc Truck	1	120		Utilities	Utility O&M	F600 Mini Dump	1	90		Utilities	Utility O&M	Light Tower (Tri)	1	15		Utilities	Utility O&M	Direct. Drill	1	350		Utilities	Utility O&M	Tractor	1	207		Utilities	Utility O&M	F550 Crane Truck	1	160		Utilities	Utility O&M	Polaris Ranger 570	1	15		Utilities	Utility O&M	Side by Side Off Rc	2	40		Utilities	Utility O&M	Skid Steer	2	60		Solid Waste	Solid Waste Fees	Bobcat	1	30		Utilities	Utility O&M	Brush truck	1	450		Fire (75%) / EMS (25%)		Polaris	1	40		Fire (75%) / EMS (25%)		Truck Lift	2	32		Fire (75%) / EMS (25%)		Forklift	1	60		Fire (75%) / EMS (25%)		Ambulance	1	500		EMS	Capital Projects	Lift Trailer	1	20		Emerg Mgmt	Capital Projects	Bucket Truck	1	226		Facilities Mgmt	Capital Projects	Dump Trailer	1		76	Utilities	Utility O&M	Brush truck	1		450	Fire Rescue	Fire Assessments	Spray Platform	1		200	Aquatic Weeds	Capital Projects	Soil Sifter	1	300		Utilities	Utility O&M	ATV	2	39		Solid Waste	Solid Waste Fees	Trailer	6	10	50	CommSvcs	Capital Projects	Gator	6	20	100	CommSvcs	Capital Projects	Sand Pro	1		35	CommSvcs	Capital Projects	Utility Trailer	2	7		Solid Waste	Solid Waste Fees	F600	10	780	520	Utilities	Utility O&M	Ditchwitch	1		25	Utilities	Utility O&M	Transit E350	2	143		Sheriff	Ad Valorem	Transit E350	3	215		Facilities Mgmt	Capital Projects	F350	1	70		CommSvcs	Capital Projects																																																																																																																																																										
Qty	FY26	FY27	Department	Funding																																																																																																																																																																																																																																																																																																																																																																																				
Top Dresser	2	10	15	CommSvcs	Capital Projects																																																																																																																																																																																																																																																																																																																																																																																			
F600 Svc Truck	1	120		Utilities	Utility O&M																																																																																																																																																																																																																																																																																																																																																																																			
F600 Mini Dump	1	90		Utilities	Utility O&M																																																																																																																																																																																																																																																																																																																																																																																			
Light Tower (Tri)	1	15		Utilities	Utility O&M																																																																																																																																																																																																																																																																																																																																																																																			
Direct. Drill	1	350		Utilities	Utility O&M																																																																																																																																																																																																																																																																																																																																																																																			
Tractor	1	207		Utilities	Utility O&M																																																																																																																																																																																																																																																																																																																																																																																			
F550 Crane Truck	1	160		Utilities	Utility O&M																																																																																																																																																																																																																																																																																																																																																																																			
Polaris Ranger 570	1	15		Utilities	Utility O&M																																																																																																																																																																																																																																																																																																																																																																																			
Side by Side Off Rc	2	40		Utilities	Utility O&M																																																																																																																																																																																																																																																																																																																																																																																			
Skid Steer	2	60		Solid Waste	Solid Waste Fees																																																																																																																																																																																																																																																																																																																																																																																			
Bobcat	1	30		Utilities	Utility O&M																																																																																																																																																																																																																																																																																																																																																																																			
Brush truck	1	450		Fire (75%) / EMS (25%)																																																																																																																																																																																																																																																																																																																																																																																				
Polaris	1	40		Fire (75%) / EMS (25%)																																																																																																																																																																																																																																																																																																																																																																																				
Truck Lift	2	32		Fire (75%) / EMS (25%)																																																																																																																																																																																																																																																																																																																																																																																				
Forklift	1	60		Fire (75%) / EMS (25%)																																																																																																																																																																																																																																																																																																																																																																																				
Ambulance	1	500		EMS	Capital Projects																																																																																																																																																																																																																																																																																																																																																																																			
Lift Trailer	1	20		Emerg Mgmt	Capital Projects																																																																																																																																																																																																																																																																																																																																																																																			
Bucket Truck	1	226		Facilities Mgmt	Capital Projects																																																																																																																																																																																																																																																																																																																																																																																			
Dump Trailer	1		76	Utilities	Utility O&M																																																																																																																																																																																																																																																																																																																																																																																			
Brush truck	1		450	Fire Rescue	Fire Assessments																																																																																																																																																																																																																																																																																																																																																																																			
Spray Platform	1		200	Aquatic Weeds	Capital Projects																																																																																																																																																																																																																																																																																																																																																																																			
Soil Sifter	1	300		Utilities	Utility O&M																																																																																																																																																																																																																																																																																																																																																																																			
ATV	2	39		Solid Waste	Solid Waste Fees																																																																																																																																																																																																																																																																																																																																																																																			
Trailer	6	10	50	CommSvcs	Capital Projects																																																																																																																																																																																																																																																																																																																																																																																			
Gator	6	20	100	CommSvcs	Capital Projects																																																																																																																																																																																																																																																																																																																																																																																			
Sand Pro	1		35	CommSvcs	Capital Projects																																																																																																																																																																																																																																																																																																																																																																																			
Utility Trailer	2	7		Solid Waste	Solid Waste Fees																																																																																																																																																																																																																																																																																																																																																																																			
F600	10	780	520	Utilities	Utility O&M																																																																																																																																																																																																																																																																																																																																																																																			
Ditchwitch	1		25	Utilities	Utility O&M																																																																																																																																																																																																																																																																																																																																																																																			
Transit E350	2	143		Sheriff	Ad Valorem																																																																																																																																																																																																																																																																																																																																																																																			
Transit E350	3	215		Facilities Mgmt	Capital Projects																																																																																																																																																																																																																																																																																																																																																																																			
F350	1	70		CommSvcs	Capital Projects																																																																																																																																																																																																																																																																																																																																																																																			
													<table border="1"> <thead> <tr> <th>Prior Actual</th> <th>Est FY25</th> <th>Orig. FY26</th> <th>Est c/o to FY26</th> <th>New \$ FY26</th> <th>FY26</th> <th>FY27</th> <th>FY28</th> <th>FY29</th> <th>FY30</th> <th>FY31</th> <th>FUTURE</th> <th>Total</th> </tr> </thead> <tbody> <tr> <td colspan="13" style="text-align:center">EXPENDITURE PLAN (000'S)</td> </tr> <tr><td>Design/Arch/Eng</td><td></td><td></td><td></td><td></td><td></td><td></td><td></td><td></td><td></td><td></td><td></td><td></td></tr> <tr><td>Land (or ROW)</td><td></td><td></td><td></td><td></td><td></td><td></td><td></td><td></td><td></td><td></td><td></td><td></td></tr> <tr><td>Construction</td><td></td><td></td><td></td><td></td><td></td><td></td><td></td><td></td><td></td><td></td><td></td><td></td></tr> <tr><td>Internal Costs</td><td></td><td></td><td></td><td></td><td></td><td></td><td></td><td></td><td></td><td></td><td></td><td></td></tr> <tr><td>Equipment</td><td></td><td></td><td></td><td>4,009</td><td>4,009</td><td>1,471</td><td></td><td></td><td></td><td></td><td></td><td>5,481</td></tr> <tr><td>Interest</td><td></td><td></td><td></td><td></td><td></td><td></td><td></td><td></td><td></td><td></td><td></td><td></td></tr> <tr><td>Other Fees & Costs</td><td></td><td></td><td></td><td></td><td></td><td></td><td></td><td></td><td></td><td></td><td></td><td></td></tr> <tr><td>Total Project Cost</td><td></td><td></td><td></td><td>4,009</td><td>4,009</td><td>1,471</td><td></td><td></td><td></td><td></td><td></td><td>5,481</td></tr> <tr> <td colspan="13" style="text-align:center">FUNDING PLAN (000'S)</td> </tr> <tr><td>Capital Projects Fund</td><td></td><td></td><td></td><td>1,104</td><td>1,104</td><td>400</td><td></td><td></td><td></td><td></td><td></td><td>1,504</td></tr> <tr><td>Fire Assessments</td><td></td><td></td><td></td><td>549</td><td>549</td><td>450</td><td></td><td></td><td></td><td></td><td></td><td>999</td></tr> <tr><td>Utility Operations & Maint</td><td></td><td></td><td></td><td>2,107</td><td>2,107</td><td>621</td><td></td><td></td><td></td><td></td><td></td><td>2,728</td></tr> <tr><td>Solid Waste Enterprise Fund</td><td></td><td></td><td></td><td>106</td><td>106</td><td></td><td></td><td></td><td></td><td></td><td></td><td>106</td></tr> <tr><td>Ad Valorem</td><td></td><td></td><td></td><td>143</td><td>143</td><td></td><td></td><td></td><td></td><td></td><td></td><td>143</td></tr> <tr><td>Total Funding</td><td></td><td></td><td></td><td>4,009</td><td>4,009</td><td>1,471</td><td></td><td></td><td></td><td></td><td></td><td>5,481</td></tr> <tr> <td colspan="13" style="text-align:center">LOAN REPAYMENT SCHEDULE (000'S)</td> </tr> <tr><td></td><td></td><td></td><td></td><td></td><td></td><td></td><td></td><td></td><td></td><td></td><td></td><td></td></tr> <tr><td></td><td></td><td></td><td></td><td></td><td></td><td></td><td></td><td></td><td></td><td></td><td></td><td></td></tr> <tr><td></td><td></td><td></td><td></td><td></td><td></td><td></td><td></td><td></td><td></td><td></td><td></td><td></td></tr> <tr><td>Total Loan Repayment</td><td></td><td></td><td></td><td></td><td></td><td></td><td></td><td></td><td></td><td></td><td></td><td></td></tr> <tr> <td colspan="13" style="text-align:center">ANNUAL OPERATING BUDGET IMPACT (000'S)</td> </tr> <tr><td>Personal Svc.</td><td></td><td></td><td></td><td></td><td></td><td></td><td></td><td></td><td></td><td></td><td></td><td></td></tr> <tr><td>Non-personal</td><td></td><td></td><td></td><td></td><td></td><td></td><td></td><td></td><td></td><td></td><td></td><td></td></tr> <tr><td>Capital</td><td></td><td></td><td></td><td></td><td></td><td></td><td></td><td></td><td></td><td></td><td></td><td></td></tr> <tr><td>Total Operating</td><td></td><td></td><td></td><td></td><td></td><td></td><td></td><td></td><td></td><td></td><td></td><td></td></tr> </tbody> </table>													Prior Actual	Est FY25	Orig. FY26	Est c/o to FY26	New \$ FY26	FY26	FY27	FY28	FY29	FY30	FY31	FUTURE	Total	EXPENDITURE PLAN (000'S)													Design/Arch/Eng													Land (or ROW)													Construction													Internal Costs													Equipment				4,009	4,009	1,471						5,481	Interest													Other Fees & Costs													Total Project Cost				4,009	4,009	1,471						5,481	FUNDING PLAN (000'S)													Capital Projects Fund				1,104	1,104	400						1,504	Fire Assessments				549	549	450						999	Utility Operations & Maint				2,107	2,107	621						2,728	Solid Waste Enterprise Fund				106	106							106	Ad Valorem				143	143							143	Total Funding				4,009	4,009	1,471						5,481	LOAN REPAYMENT SCHEDULE (000'S)																																																				Total Loan Repayment													ANNUAL OPERATING BUDGET IMPACT (000'S)													Personal Svc.													Non-personal													Capital													Total Operating												
Prior Actual	Est FY25	Orig. FY26	Est c/o to FY26	New \$ FY26	FY26	FY27	FY28	FY29	FY30	FY31	FUTURE	Total																																																																																																																																																																																																																																																																																																																																																																												
EXPENDITURE PLAN (000'S)																																																																																																																																																																																																																																																																																																																																																																																								
Design/Arch/Eng																																																																																																																																																																																																																																																																																																																																																																																								
Land (or ROW)																																																																																																																																																																																																																																																																																																																																																																																								
Construction																																																																																																																																																																																																																																																																																																																																																																																								
Internal Costs																																																																																																																																																																																																																																																																																																																																																																																								
Equipment				4,009	4,009	1,471						5,481																																																																																																																																																																																																																																																																																																																																																																												
Interest																																																																																																																																																																																																																																																																																																																																																																																								
Other Fees & Costs																																																																																																																																																																																																																																																																																																																																																																																								
Total Project Cost				4,009	4,009	1,471						5,481																																																																																																																																																																																																																																																																																																																																																																												
FUNDING PLAN (000'S)																																																																																																																																																																																																																																																																																																																																																																																								
Capital Projects Fund				1,104	1,104	400						1,504																																																																																																																																																																																																																																																																																																																																																																												
Fire Assessments				549	549	450						999																																																																																																																																																																																																																																																																																																																																																																												
Utility Operations & Maint				2,107	2,107	621						2,728																																																																																																																																																																																																																																																																																																																																																																												
Solid Waste Enterprise Fund				106	106							106																																																																																																																																																																																																																																																																																																																																																																												
Ad Valorem				143	143							143																																																																																																																																																																																																																																																																																																																																																																												
Total Funding				4,009	4,009	1,471						5,481																																																																																																																																																																																																																																																																																																																																																																												
LOAN REPAYMENT SCHEDULE (000'S)																																																																																																																																																																																																																																																																																																																																																																																								
Total Loan Repayment																																																																																																																																																																																																																																																																																																																																																																																								
ANNUAL OPERATING BUDGET IMPACT (000'S)																																																																																																																																																																																																																																																																																																																																																																																								
Personal Svc.																																																																																																																																																																																																																																																																																																																																																																																								
Non-personal																																																																																																																																																																																																																																																																																																																																																																																								
Capital																																																																																																																																																																																																																																																																																																																																																																																								
Total Operating																																																																																																																																																																																																																																																																																																																																																																																								

FY2026 Capital Improvements Budget / FY 2026 - FY 2031 Project Detail													Project No. c192405																				
GENERAL PROJECT DATA:		Status	In Progress	CONCURRENCY REQUIREMENTS (Y/N)					PROJECT NEED CRITERIA		PROJECT SCHEDULE		FY26		FY27		FY28		FY29		FY30		FY31										
Project Title: Additional Rolling Stock Public Works (FY24/FY25)		Additional Rolling Stock Public Works		Does project add new capacity? No					Safety		Design/Arch		1	2	3	4	1	2	3	4	1	2	3	4	1	2	3	4					
Functional Area: General Government		General Government		Is project required to maintain level of service:					Mandate		Land/ROW																						
Department: Various		Various		- Within 5 years? List project in CIE N/A					Replace		Construct																						
Location: Various		Various		- From 6 to 10 years? Monitor Annually N/A					Growth		Equipment																						
PROJECT DESCRIPTION: Identifies "additional" equipment increasing county Fleet or additional items required due to new service. If identified as Heavy Equipment the item will be coded with this CIP and if General Fund, paid from Capital projects fund. If equipment is not identified as HEP, it is funded from the appropriate cost center. If general fund, the item will be coded with Interfund Transfer tracking project (s221901) and be reimbursed with a transfer from Capital Projects Fund. It is possible for items to reside on both the "additional" list and the s-tracking identified for CPF transfer funding.													FY24		FY25		Dept/Div		Funding														
													80		Mosq & AW		Ad Valorem																
													50		Mosquito		Ad Valorem																
													36		Survey		Ad Valorem																
													50		Lighting		Ad Valorem (Lighting D																
													60		Lighting		Ad Valorem (Lighting D																
													160		Lighting		Ad Valorem (Lighting D																
													50		Road and Maint Gas Tax (Trans Trust)																		
													150		150		Road and Maint Gas Tax (Trans Trust)																
													550		550		Road and Maint Gas Tax (Trans Trust)																
													1200		150		Road and Maint Gas Tax (Trans Trust)																
													400		400		Road and Maint Gas Tax (Trans Trust)																
													80				Road and Maint Gas Tax (Trans Trust)																
													100				Road and Maint Gas Tax (Trans Trust)																
													100				Road and Maint Gas Tax (Trans Trust)																
													50		25		Road and Maint Gas Tax (Trans Trust)																
													800				Road and Maint Gas Tax (Trans Trust)																
													440		80		Road and Maint Gas Tax (Trans Trust)																
													400				Landfill		Landfill Enterprise Func														
													40				Landfill		Landfill Enterprise Func														
													20				Landfill		Landfill Enterprise Func														
		Prior Actual	Est FY25	Orig. FY26	Est c/o to FY26	New \$ FY26	FY26	FY27	FY28	FY29	FY30	FY31	FUTURE	Total																			
EXPENDITURE PLAN (000'S)																																	
Design/Arch/Eng																																	
Land (or ROW)																																	
Construction																																	
Internal Costs																																	
Equipment		2,790			3,381	3,381								6,171																			
Interest																																	
Other Fees & Costs																																	
Total Project Cost		2,790			3,381	3,381								6,171	6171	4816	1355																
FUNDING PLAN (000'S)																																	
Capital Projects Fund																																	
Ad Valorem (Lighting District)					270	270								270																			
Gas Tax (Trans Trust)		2,302			2,973	-28	2,945							5,247																			
Ad Valorem					166	166								166																			
Solid Waste Enterprise Fund		488			-28	28								488																			
Total Funding		2,790			3,381	3,381								6,171																			
LOAN REPAYMENT SCHEDULE (000'S)																																	
Total Loan Repayment																																	
ANNUAL OPERATING BUDGET IMPACT (000'S)																																	
Personal Svc.																																	
Non-personal																																	
Capital																																	
Total Operating																																	

FY2026 Capital Improvements Budget / FY 2026 - FY 2031 Project Detail													Project No. c192404																																																																																																																																						
GENERAL PROJECT DATA:		Status	In Progress	CONCURRENCY REQUIREMENTS		(Y/N)	PROJECT NEED CRITERIA		PROJECT SCHEDULE		FY26		FY27		FY28		FY29		FY30		FY31																																																																																																																														
Project Title: Additional Rolling Stock Utilities (FY24/FY25)				Does project add new capacity?		No	Safety		Design/Arch		1 2 3 4		1 2 3 4		1 2 3 4		1 2 3 4		1 2 3 4		1 2 3 4																																																																																																																														
Functional Area: General Government				Is project required to maintain level of service:			Mandate		Land/ROW																																																																																																																																										
Department: Various				- Within 5 years? List project in CIE		N/A	Replace		Construct																																																																																																																																										
Location: Various				- From 6 to 10 years? Monitor Annually		N/A	Growth		Equipment																																																																																																																																										
PROJECT DESCRIPTION:																																																																																																																																																			
Identifies "additional" equipment increasing county Fleet or additional items required due to new service. If identified as Heavy Equipment the item will be coded with this CIP and if General Fund, paid from Capital projects fund. If equipment is not identified as HEP, it is funded from the appropriate cost center. If general fund, the item will be coded with Interfund Transfer tracking project (s221901) and be reimbursed with a transfer from Capital Projects Fund. It is possible for items to reside on both the "additional" list and the s-tracking identified for CPF transfer funding.													<table border="1" style="width:100%; border-collapse: collapse;"> <thead> <tr> <th></th> <th>FY24</th> <th>FY25</th> <th>Dept/Div</th> <th>Funding</th> </tr> </thead> <tbody> <tr><td>SUV - Explorer</td><td>38</td><td></td><td>Engineering</td><td>Utilities</td></tr> <tr><td>F-150 Truck (2)</td><td>41</td><td>45</td><td>Meter Services</td><td>Utilities</td></tr> <tr><td>F-550 Truck w/crane</td><td>100</td><td></td><td>Eastport WRF</td><td>Utilities</td></tr> <tr><td>F-250 Truck</td><td>60</td><td></td><td>Lift Stations</td><td>Utilities</td></tr> <tr><td>F-150 Truck</td><td>45</td><td></td><td>Administration</td><td>Utilities</td></tr> <tr><td>F-250 Truck</td><td>60</td><td></td><td>Water Distributic</td><td>Utilities</td></tr> <tr><td>Transit Van Large</td><td>48</td><td></td><td>Instrumentation</td><td>Utilities</td></tr> <tr><td>F550 Mechanic Truck</td><td>90</td><td></td><td>Instrumentation</td><td>Utilities</td></tr> <tr><td>SUV - Explorer</td><td></td><td>40</td><td>Administration</td><td>Utilities</td></tr> <tr><td>Transit Cargo</td><td></td><td>35</td><td>Instrumentation</td><td>Utilities</td></tr> <tr><td>F-150 Truck (3)</td><td></td><td>135</td><td>Reclaim/Backflo</td><td>Utilities</td></tr> <tr><td>F-150 Truck (2)</td><td>45</td><td>45</td><td>Water Booster</td><td>Utilities</td></tr> <tr><td>F-350 Crewcab Trk(2)</td><td></td><td>200</td><td>Eastport WRF</td><td>Utilities</td></tr> <tr><td>F-350 4x4 Standard Cat</td><td></td><td>90</td><td>Eastport WRF</td><td>Utilities</td></tr> <tr><td>F-550 Service Truck</td><td></td><td>100</td><td>Eastport WRF</td><td>Utilities</td></tr> <tr><td>F550 4x4 mini dump (sa</td><td>85</td><td></td><td>Construction Sv</td><td>Utilities</td></tr> <tr><td>Trailer</td><td>25</td><td></td><td>Construction Sv</td><td>Utilities</td></tr> <tr><td>Trailer Mounted 6" Bypa</td><td>75</td><td></td><td>Lift Stations</td><td>Utilities</td></tr> <tr><td>Trailer for Mini Excavatc</td><td>8.5</td><td></td><td>WastewaterColl</td><td>Utilities</td></tr> <tr><td>Trailer for Track Hoe</td><td>13</td><td></td><td>WastewaterColl</td><td>Utilities</td></tr> <tr><td>Trailer for Turf Vehicle</td><td>10</td><td></td><td>WastewaterColl</td><td>Utilities</td></tr> <tr><td>F250 4x4 Pick up Truck</td><td>90</td><td></td><td>WastewaterColl</td><td>Utilities</td></tr> <tr><td>Mid Size Track Hoe</td><td>65</td><td></td><td>WastewaterColl</td><td>Utilities</td></tr> <tr><td>Large Cap Soil Sifter</td><td></td><td>295</td><td>WastewaterColl</td><td>Utilities</td></tr> </tbody> </table>											FY24	FY25	Dept/Div	Funding	SUV - Explorer	38		Engineering	Utilities	F-150 Truck (2)	41	45	Meter Services	Utilities	F-550 Truck w/crane	100		Eastport WRF	Utilities	F-250 Truck	60		Lift Stations	Utilities	F-150 Truck	45		Administration	Utilities	F-250 Truck	60		Water Distributic	Utilities	Transit Van Large	48		Instrumentation	Utilities	F550 Mechanic Truck	90		Instrumentation	Utilities	SUV - Explorer		40	Administration	Utilities	Transit Cargo		35	Instrumentation	Utilities	F-150 Truck (3)		135	Reclaim/Backflo	Utilities	F-150 Truck (2)	45	45	Water Booster	Utilities	F-350 Crewcab Trk(2)		200	Eastport WRF	Utilities	F-350 4x4 Standard Cat		90	Eastport WRF	Utilities	F-550 Service Truck		100	Eastport WRF	Utilities	F550 4x4 mini dump (sa	85		Construction Sv	Utilities	Trailer	25		Construction Sv	Utilities	Trailer Mounted 6" Bypa	75		Lift Stations	Utilities	Trailer for Mini Excavatc	8.5		WastewaterColl	Utilities	Trailer for Track Hoe	13		WastewaterColl	Utilities	Trailer for Turf Vehicle	10		WastewaterColl	Utilities	F250 4x4 Pick up Truck	90		WastewaterColl	Utilities	Mid Size Track Hoe	65		WastewaterColl	Utilities	Large Cap Soil Sifter		295	WastewaterColl	Utilities
	FY24	FY25	Dept/Div	Funding																																																																																																																																															
SUV - Explorer	38		Engineering	Utilities																																																																																																																																															
F-150 Truck (2)	41	45	Meter Services	Utilities																																																																																																																																															
F-550 Truck w/crane	100		Eastport WRF	Utilities																																																																																																																																															
F-250 Truck	60		Lift Stations	Utilities																																																																																																																																															
F-150 Truck	45		Administration	Utilities																																																																																																																																															
F-250 Truck	60		Water Distributic	Utilities																																																																																																																																															
Transit Van Large	48		Instrumentation	Utilities																																																																																																																																															
F550 Mechanic Truck	90		Instrumentation	Utilities																																																																																																																																															
SUV - Explorer		40	Administration	Utilities																																																																																																																																															
Transit Cargo		35	Instrumentation	Utilities																																																																																																																																															
F-150 Truck (3)		135	Reclaim/Backflo	Utilities																																																																																																																																															
F-150 Truck (2)	45	45	Water Booster	Utilities																																																																																																																																															
F-350 Crewcab Trk(2)		200	Eastport WRF	Utilities																																																																																																																																															
F-350 4x4 Standard Cat		90	Eastport WRF	Utilities																																																																																																																																															
F-550 Service Truck		100	Eastport WRF	Utilities																																																																																																																																															
F550 4x4 mini dump (sa	85		Construction Sv	Utilities																																																																																																																																															
Trailer	25		Construction Sv	Utilities																																																																																																																																															
Trailer Mounted 6" Bypa	75		Lift Stations	Utilities																																																																																																																																															
Trailer for Mini Excavatc	8.5		WastewaterColl	Utilities																																																																																																																																															
Trailer for Track Hoe	13		WastewaterColl	Utilities																																																																																																																																															
Trailer for Turf Vehicle	10		WastewaterColl	Utilities																																																																																																																																															
F250 4x4 Pick up Truck	90		WastewaterColl	Utilities																																																																																																																																															
Mid Size Track Hoe	65		WastewaterColl	Utilities																																																																																																																																															
Large Cap Soil Sifter		295	WastewaterColl	Utilities																																																																																																																																															
OPERATING BUDGET IMPACT:																																																																																																																																																			
Additional costs related to repair, maintenance and fuel.																																																																																																																																																			
Calc. for FY26																																																																																																																																																			
	Prior Actual	Est FY25	Orig. FY26	Est c/o to FY26	New \$ FY26	FY26	FY27	FY28	FY29	FY30	FY31	FUTURE	Total																																																																																																																																						
EXPENDITURE PLAN (000'S)																																																																																																																																																			
Design/Arch/Eng																																																																																																																																																			
Land (or ROW)																																																																																																																																																			
Construction																																																																																																																																																			
Internal Costs																																																																																																																																																			
Equipment	81			1,802		1,802							1,884																																																																																																																																						
Interest																																																																																																																																																			
Other Fees & Costs																																																																																																																																																			
Total Project Cost	81			1,802		1,802							1,884																																																																																																																																						
FUNDING PLAN (000'S)																																																																																																																																																			
Utility Operations & Maint	81			1,802		1,802							1,884																																																																																																																																						
Total Funding	81			1,802		1,802							1,884																																																																																																																																						
LOAN REPAYMENT SCHEDULE (000'S)																																																																																																																																																			
Total Loan Repayment																																																																																																																																																			
ANNUAL OPERATING BUDGET IMPACT (000'S)																																																																																																																																																			
Personal Svc.																																																																																																																																																			
Non-personal																																																																																																																																																			
Capital																																																																																																																																																			
Total Operating																																																																																																																																																			

FY2026 Capital Improvements Budget / FY 2026 - FY 2031 Project Detail											Project No. c190501																				
GENERAL PROJECT DATA:				Status In Progress		CONCURRENCY REQUIREMENTS (Y/N)		PROJECT NEED CRITERIA		PROJECT SCHEDULE		FY26			FY27			FY28			FY29			FY30			FY31				
Project Title: GDC Land Purchase						Does project add new capacity? No		Safety		Design/Arch		1	2	3	4	1	2	3	4	1	2	3	4	1	2	3	4	1	2	3	4
Functional Area: General Government						Is project required to maintain level of service:		Mandate		Land/ROW																					
Department: General Government						- Within 5 years? List project in CIE		Replace		Construct																					
Location: County Wide						- From 6 to 10 years? Monitor Annually		Growth		Equipment																					
PROJECT DESCRIPTION: This project will allow for the repayment to various MSBU's for GDC land. Final Payment will be in 2031.											PROJECT RATIONALE (Include Additional LOS Detail, if necessary): GDC donated land to the County with the intent that the MSBU would receive the benefit/revenues. In order to accelerate the receipt in the MSBU of those funds, the County is "reimbursing" the MSBU based on a set schedule. When the land is finally sold the County will recover the funds from the sale.																				
OPERATING BUDGET IMPACT: No operating impacts.																															
											Calc. for FY26																				
	Prior Actual	Est FY25	Orig. FY26	Est c/o to FY26	New \$ FY26	FY26	FY27	FY28	FY29	FY30	FY31	FUTURE	Total																		
EXPENDITURE PLAN (000'S)																															
Design/Arch/Eng																															
Land (or ROW)	6,366	253	253			253	253	253	253	253	253		8,135																		
Construction																															
Internal Costs																															
Equipment																															
Interest																															
Other Fees & Costs																															
Total Project Cost	6,366	253	253			253	253	253	253	253	253		8,135																		
FUNDING PLAN (000'S)																															
Capital Projects Fund	6,366	253	253			253	253	253	253	253	253		8,135																		
Total Funding	6,366	253	253			253	253	253	253	253	253		8,135																		
LOAN REPAYMENT SCHEDULE (000'S)																															
Total Loan Repayment																															
ANNUAL OPERATING BUDGET IMPACT (000'S)																															
Personal Svc.																															
Non-personal																															
Capital																															
Total Operating																															



This page intentionally left blank

FY2026 Capital Improvements Budget / FY 2026 - FY 2031 Project Detail													Project No.																												
GENERAL PROJECT DATA:				COMPREHENSIVE PLAN INFORMATION:									PROJECT NEED CRITERIA		PROJECT SCHEDULE		FY26		FY27		FY28		FY29		FY30		FY31														
Project Title: Section L Landscape Infrastructure Summary				Project listed in CIE?									Safety		Design/Arch		1		1		1		1		1		1														
Functional Area: Road Maintenance & Operations				Comp. Plan reference:									Mandate		Land/ROW		2		2		2		2		2																
Department: Public Works				LOS/Concurrency Related:									Replace		Construct		3		3		3		3		3																
Location:													Growth		Equipment		4		4		4		4		4																
PROJECT DESCRIPTION:													PROJECT RATIONALE (Include Additional LOS Detail, if necessary):																												
OPERATING BUDGET IMPACT:													REPLACEMENT COUNTY PROPERTY NO.:																												
<table border="1"> <thead> <tr> <th rowspan="2"></th> <th rowspan="2">Prior Actual</th> <th rowspan="2">Est FY25</th> <th colspan="3">Calc. for FY26</th> <th rowspan="2">FY26</th> <th rowspan="2">FY27</th> <th rowspan="2">FY28</th> <th rowspan="2">FY29</th> <th rowspan="2">FY30</th> <th rowspan="2">FY31</th> <th rowspan="2">FUTURE</th> <th rowspan="2">Total</th> </tr> <tr> <th>Orig. FY26</th> <th>Est c/o to FY26</th> <th>New \$ FY26</th> </tr> </thead> </table>														Prior Actual	Est FY25	Calc. for FY26			FY26	FY27	FY28	FY29	FY30	FY31	FUTURE	Total	Orig. FY26	Est c/o to FY26	New \$ FY26												
	Prior Actual	Est FY25	Calc. for FY26			FY26	FY27	FY28	FY29	FY30	FY31	FUTURE				Total																									
			Orig. FY26	Est c/o to FY26	New \$ FY26																																				
EXPENDITURE PLAN (000'S)																																									
Design/Arch/Eng	316			885		885							1,201																												
Land (or ROW)																																									
Construction	1,207			4,699	2,929	7,628	170	469	2,212	12			11,699																												
Internal Costs	89			48		48							137																												
Equipment																																									
Landscaping	12			8		8							20																												
Total Project Cost	1,624			5,639	2,929	8,569	170	469	2,212	12			13,056																												
FUNDING PLAN (000'S)																																									
Gas Tax																																									
Capital Projects Fund	658			1,538		1,538							2,195																												
Native Tree Fund	524			4,102	2,077	6,179	170	469	2,212	12			9,566																												
Grants	443				852	852							1,295																												
Total Funding	1,624			5,639	2,929	8,569	170	469	2,212	12			13,056																												
LOAN REPAYMENT SCHEDULE (000'S)																																									
Gas Tax Repayment																																									
Total Loan Repayment																																									
OPERATING BUDGET IMPACT (000'S)																																									
Personal Svc.																																									
Non-personal					112	112	112	112	112	112			560																												
Capital																																									
Total Operating					112	112	112	112	112	112			560																												

FY2026 Capital Improvements Budget / FY 2026 - FY 2031 Project Detail												Project No. c191604																																																																																																																																																																																																																																																																																																																																																																																																																																											
GENERAL PROJECT DATA:		Status	In Progress	CONCURRENCY REQUIREMENTS (Y/N)				PROJECT NEED CRITERIA		PROJECT SCHEDULE	FY26	FY27	FY28	FY29	FY30	FY31																																																																																																																																																																																																																																																																																																																																																																																																																																							
Project Title:	Landscaping Gateways, Entry Features & Thoroughfares			Does project add new capacity?	No			Safety		1	2	3	4	1	2	3	4																																																																																																																																																																																																																																																																																																																																																																																																																																						
Functional Area:	Beautification			Is project required to maintain level of service:				Mandate	X																																																																																																																																																																																																																																																																																																																																																																																																																																														
Department:	Public Works			- Within 5 years? List project in CIE	No			Replace																																																																																																																																																																																																																																																																																																																																																																																																																																															
Location:	County Wide			- From 6 to 10 years? Monitor Annually	No			Growth																																																																																																																																																																																																																																																																																																																																																																																																																																															
PROJECT DESCRIPTION:												PROJECT RATIONALE (Include Additional LOS Detail, if necessary):																																																																																																																																																																																																																																																																																																																																																																																																																																											
To design and construct various gateway and entry features, roadway landscaping to enhance the roadways in Charlotte County.												Landscaping has become a priority for the Board of County Commissioners, as evidenced by the identification of this as an area of strategic focus.																																																																																																																																																																																																																																																																																																																																																																																																																																											
Design cost Includes development of a Zone Partnership program were completed in c191608 "Landscaping Thoroughfares".																																																																																																																																																																																																																																																																																																																																																																																																																																																							
Grant opportunities with Florida's Highway Beautification Council. One location completed, the second location was canceled at FDOT's request.																																																																																																																																																																																																																																																																																																																																																																																																																																																							
OPERATING BUDGET IMPACT:												FY reflects anticipated year to begin design unless otherwise indicated																																																																																																																																																																																																																																																																																																																																																																																																																																											
Estimated annual maintenance cost for landscape care, irrigation electric and water, and sign maintenance are paid from maintenance gas taxes.												Gateways																																																																																																																																																																																																																																																																																																																																																																																																																																											
<table border="1"> <thead> <tr> <th colspan="2"></th> <th colspan="5">Calc. for FY26</th> <th colspan="10"></th> <th>Total</th> </tr> <tr> <th>Prior Actual</th> <th>Est FY25</th> <th>Orig. FY26</th> <th>Est c/o to FY26</th> <th>New \$ FY26</th> <th>FY26</th> <th>FY27</th> <th>FY28</th> <th>FY29</th> <th>FY30</th> <th>FY31</th> <th>FUTURE</th> <th colspan="5"></th> <th>Total</th> </tr> </thead> <tbody> <tr> <td colspan="17" style="text-align:center">EXPENDITURE PLAN (000'S)</td> </tr> <tr> <td>Design/Arch/Eng</td> <td>316</td> <td></td> <td>885</td> <td></td> <td>885</td> <td></td> <td></td> <td></td> <td></td> <td></td> <td></td> <td></td> <td></td> <td></td> <td></td> <td></td> <td>1,201</td> </tr> <tr> <td>Land (or ROW)</td> <td></td> <td></td> <td></td> <td></td> <td></td> <td></td> <td></td> <td></td> <td></td> <td></td> <td></td> <td></td> <td></td> <td></td> <td></td> <td></td> <td></td> </tr> <tr> <td>Construction</td> <td>1,207</td> <td></td> <td>4,699</td> <td>2,929</td> <td>7,628</td> <td>170</td> <td>469</td> <td>2,212</td> <td>12</td> <td></td> <td></td> <td></td> <td></td> <td></td> <td></td> <td></td> <td>11,699</td> </tr> <tr> <td>Internal Costs</td> <td>89</td> <td></td> <td>48</td> <td></td> <td>48</td> <td></td> <td></td> <td></td> <td></td> <td></td> <td></td> <td></td> <td></td> <td></td> <td></td> <td></td> <td>137</td> </tr> <tr> <td>Landscaping</td> <td>12</td> <td></td> <td>8</td> <td></td> <td>8</td> <td></td> <td></td> <td></td> <td></td> <td></td> <td></td> <td></td> <td></td> <td></td> <td></td> <td></td> <td>20</td> </tr> <tr> <td>Interest</td> <td></td> <td></td> <td></td> <td></td> <td></td> <td></td> <td></td> <td></td> <td></td> <td></td> <td></td> <td></td> <td></td> <td></td> <td></td> <td></td> <td></td> </tr> <tr> <td>Other Fees & Costs</td> <td></td> <td></td> <td></td> <td></td> <td></td> <td></td> <td></td> <td></td> <td></td> <td></td> <td></td> <td></td> <td></td> <td></td> <td></td> <td></td> <td></td> </tr> <tr> <td>Total Project Cost</td> <td>1,624</td> <td></td> <td>5,639</td> <td>2,929</td> <td>8,569</td> <td>170</td> <td>469</td> <td>2,212</td> <td>12</td> <td></td> <td></td> <td></td> <td></td> <td></td> <td></td> <td></td> <td>13,056</td> </tr> <tr> <td colspan="17" style="text-align:center">FUNDING PLAN (000'S)</td> </tr> <tr> <td>Capital Projects Fund</td> <td>658</td> <td></td> <td>1,538</td> <td></td> <td>1,538</td> <td></td> <td></td> <td></td> <td></td> <td></td> <td></td> <td></td> <td></td> <td></td> <td></td> <td></td> <td>2,195</td> </tr> <tr> <td>Grants</td> <td>443</td> <td></td> <td></td> <td>852</td> <td>852</td> <td></td> <td></td> <td></td> <td></td> <td></td> <td></td> <td></td> <td></td> <td></td> <td></td> <td></td> <td>1,295</td> </tr> <tr> <td>Native Tree Fund</td> <td>524</td> <td></td> <td>4,102</td> <td>2,077</td> <td>6,179</td> <td>170</td> <td>469</td> <td>2,212</td> <td>12</td> <td></td> <td></td> <td></td> <td></td> <td></td> <td></td> <td></td> <td>9,566</td> </tr> <tr> <td>Total Funding</td> <td>1,624</td> <td></td> <td>5,639</td> <td>2,929</td> <td>8,569</td> <td>170</td> <td>469</td> <td>2,212</td> <td>12</td> <td></td> <td></td> <td></td> <td></td> <td></td> <td></td> <td></td> <td>13,056</td> </tr> <tr> <td colspan="17" style="text-align:center">LOAN REPAYMENT SCHEDULE (000'S)</td> </tr> <tr> <td></td> <td></td> <td></td> <td></td> <td></td> <td></td> <td></td> <td></td> <td></td> <td></td> <td></td> <td></td> <td></td> <td></td> <td></td> <td></td> <td></td> <td></td> </tr> <tr> <td>Total Loan Repayment</td> <td></td> <td></td> <td></td> <td></td> <td></td> <td></td> <td></td> <td></td> <td></td> <td></td> <td></td> <td></td> <td></td> <td></td> <td></td> <td></td> <td></td> </tr> <tr> <td colspan="17" style="text-align:center">ANNUAL OPERATING BUDGET IMPACT (000'S)</td> </tr> <tr> <td>Personal Svc.</td> <td></td> <td></td> <td></td> <td></td> <td></td> <td></td> <td></td> <td></td> <td></td> <td></td> <td></td> <td></td> <td></td> <td></td> <td></td> <td></td> <td></td> </tr> <tr> <td>Non-personal</td> <td></td> <td></td> <td></td> <td>112</td> <td>112</td> <td>112</td> <td>112</td> <td>112</td> <td>112</td> <td></td> <td></td> <td></td> <td></td> <td></td> <td></td> <td></td> <td>560</td> </tr> <tr> <td>Capital</td> <td></td> <td></td> <td></td> <td></td> <td></td> <td></td> <td></td> <td></td> <td></td> <td></td> <td></td> <td></td> <td></td> <td></td> <td></td> <td></td> <td></td> </tr> <tr> <td>Total Operating</td> <td></td> <td></td> <td></td> <td>112</td> <td>112</td> <td>112</td> <td>112</td> <td>112</td> <td>112</td> <td></td> <td></td> <td></td> <td></td> <td></td> <td></td> <td></td> <td>560</td> </tr> </tbody> </table>														Calc. for FY26															Total	Prior Actual	Est FY25	Orig. FY26	Est c/o to FY26	New \$ FY26	FY26	FY27	FY28	FY29	FY30	FY31	FUTURE						Total	EXPENDITURE PLAN (000'S)																	Design/Arch/Eng	316		885		885												1,201	Land (or ROW)																		Construction	1,207		4,699	2,929	7,628	170	469	2,212	12								11,699	Internal Costs	89		48		48												137	Landscaping	12		8		8												20	Interest																		Other Fees & Costs																		Total Project Cost	1,624		5,639	2,929	8,569	170	469	2,212	12								13,056	FUNDING PLAN (000'S)																	Capital Projects Fund	658		1,538		1,538												2,195	Grants	443			852	852												1,295	Native Tree Fund	524		4,102	2,077	6,179	170	469	2,212	12								9,566	Total Funding	1,624		5,639	2,929	8,569	170	469	2,212	12								13,056	LOAN REPAYMENT SCHEDULE (000'S)																																			Total Loan Repayment																		ANNUAL OPERATING BUDGET IMPACT (000'S)																	Personal Svc.																		Non-personal				112	112	112	112	112	112								560	Capital																		Total Operating				112	112	112	112	112	112								560
		Calc. for FY26															Total																																																																																																																																																																																																																																																																																																																																																																																																																																						
Prior Actual	Est FY25	Orig. FY26	Est c/o to FY26	New \$ FY26	FY26	FY27	FY28	FY29	FY30	FY31	FUTURE						Total																																																																																																																																																																																																																																																																																																																																																																																																																																						
EXPENDITURE PLAN (000'S)																																																																																																																																																																																																																																																																																																																																																																																																																																																							
Design/Arch/Eng	316		885		885												1,201																																																																																																																																																																																																																																																																																																																																																																																																																																						
Land (or ROW)																																																																																																																																																																																																																																																																																																																																																																																																																																																							
Construction	1,207		4,699	2,929	7,628	170	469	2,212	12								11,699																																																																																																																																																																																																																																																																																																																																																																																																																																						
Internal Costs	89		48		48												137																																																																																																																																																																																																																																																																																																																																																																																																																																						
Landscaping	12		8		8												20																																																																																																																																																																																																																																																																																																																																																																																																																																						
Interest																																																																																																																																																																																																																																																																																																																																																																																																																																																							
Other Fees & Costs																																																																																																																																																																																																																																																																																																																																																																																																																																																							
Total Project Cost	1,624		5,639	2,929	8,569	170	469	2,212	12								13,056																																																																																																																																																																																																																																																																																																																																																																																																																																						
FUNDING PLAN (000'S)																																																																																																																																																																																																																																																																																																																																																																																																																																																							
Capital Projects Fund	658		1,538		1,538												2,195																																																																																																																																																																																																																																																																																																																																																																																																																																						
Grants	443			852	852												1,295																																																																																																																																																																																																																																																																																																																																																																																																																																						
Native Tree Fund	524		4,102	2,077	6,179	170	469	2,212	12								9,566																																																																																																																																																																																																																																																																																																																																																																																																																																						
Total Funding	1,624		5,639	2,929	8,569	170	469	2,212	12								13,056																																																																																																																																																																																																																																																																																																																																																																																																																																						
LOAN REPAYMENT SCHEDULE (000'S)																																																																																																																																																																																																																																																																																																																																																																																																																																																							
Total Loan Repayment																																																																																																																																																																																																																																																																																																																																																																																																																																																							
ANNUAL OPERATING BUDGET IMPACT (000'S)																																																																																																																																																																																																																																																																																																																																																																																																																																																							
Personal Svc.																																																																																																																																																																																																																																																																																																																																																																																																																																																							
Non-personal				112	112	112	112	112	112								560																																																																																																																																																																																																																																																																																																																																																																																																																																						
Capital																																																																																																																																																																																																																																																																																																																																																																																																																																																							
Total Operating				112	112	112	112	112	112								560																																																																																																																																																																																																																																																																																																																																																																																																																																						

	Timing
1 US 41 at Sarasota County line	On hold
2 Toledo Blade @ Sarasota County Line	Complete
3 King's Highway at I-75 off-ramp	On hold
4 US 41 at Lee County line	Complete
5 Piper Road at Charlotte County Airport entrance	Planning
6 Jones Loop at I-75 off-ramp (grant)	Complete
7 Burnt Store Road at Lee County line	Planning
8 Harborview Boulevard at I-75 off-ramp	On Hold
9 US 17 at I-75 off-ramp (Duncan Rd) (grant)	Complete
10 SR 776 at Sarasota County line	Constr 2023
11 King's Highway at DeSoto County line	Constr 2023
12 Tucker's Grade at I-75 off-ramp	Complete
13 US 17 at DeSoto County line	Complete
19 US 41 Tucker's Grade to Oil Well Road	Complete

Note: US 41/SR 776 Gateway (#15) landscaping was completed in 2016 in project c411513, supported by Native Tree funds and grants.

	Timing
1 Toledo Blade - 41 to 776	Planning
2 US 41 Bridge to Hancock	On hold
3 US 41 Micro Tunnels	Complete
4 Winchester Blvd South	Complete
5 SR 776 Murdock Circle to El Jobean	Planning
6 CR 771 to SR 776 (Gasparilla Road)	Constr 2023
7 CR 775 SR 776 to Rotonda Blvd West (Placida Road)	Constr 2025
8 Veterans Blvd	Constr 2025
9 Burnt Store Road - US 41 to Zemel	Complete
10 Winchester Blvd North - 776 to Sarasota County Line	Complete
11 Midway - Harbor to Kings Highway	Complete
12 Piper - Henry to Jones Loop	Complete
13 King's Highway	Constr 2025
14 Edgewater - Bayshore to Harbor	Constr 2025
15 Edgewater - Harbor to Midway	Complete
16 SR 776 - San Casa to Beach Road	Constr 2025
17 Midway Blvd - Harbor to Yancy	Complete
18 US 41 Taylor to Tucker's Grade	CANCELLED



This page intentionally left blank

FY2026 Capital Improvements Budget / FY 2026 - FY 2031 Project Detail													Project No. c392101															
GENERAL PROJECT DATA:			Status	In Progress	CONCURRENCY REQUIREMENTS			(Y/N)	PROJECT NEED CRITERIA		PROJECT SCHEDULE		FY26		FY27		FY28		FY29		FY30		FY31					
Project Title:			Indian Spring Cemetery Bank Stabilization		Does project add new capacity?			No	Safety		Design/Arch		1	2	3	4	1	2	3	4	1	2	3	4	1	2	3	4
Functional Area:			Public Works		Is project required to maintain level of service:				Mandate		Land/ROW																	
Department:			Public Works		- Within 5 years? List project in CIE			N/A	Replace		Construct																	
Location:			South County		- From 6 to 10 years? Monitor Annually			N/A	Growth		Equipment																	
PROJECT DESCRIPTION:													PROJECT RATIONALE (Include Additional LOS Detail, if necessary):															
During the Irma storm event in September, 2017, the Indian Spring Cemetery suffered road damage due to severe erosion along the bank of Alligator Creek and the drainage ditch that borders the property. The department is requesting engineering services to evaluate the situation and recommend a plan to restore the sides and slopes of the area to prevent further erosion. FEMA determined that it would only pay a small amount of the total project, since the scope was more than the agency was willing to pay. PW requested moving expense from Hurricane to another source and no FEMA funding will be recovered													Water intrusion caused road and bank damage as a result of Hurricane Irma.															
OPERATING BUDGET IMPACT:																												
It is anticipated that stabilizing the bank will reduce the cost of repairs to the adjoining property.																												
Calc. for FY26																												
	Prior Actual	Est FY25	Orig. FY26	Est c/o to FY26	New \$ FY26	FY26	FY27	FY28	FY29	FY30	FY31	FUTURE	Total															
EXPENDITURE PLAN (000'S)																												
Design/Arch/Eng Land (or ROW)																												
Construction	236	10		532	667	1,198																						1,445
Internal Costs																												
Equipment																												
Interest																												
Other Fees & Costs																												
Total Project Cost	236	10		532	667	1,198																						1,445
FUNDING PLAN (000'S)																												
Capital Projects Fund	236	10		532	667	1,198																						1,445
Total Funding	236	10		532	667	1,198																						1,445
LOAN REPAYMENT SCHEDULE (000'S)																												
Total Loan Repayment																												
ANNUAL OPERATING BUDGET IMPACT (000'S)																												
Personal Svc.																												
Non-personal																												
Capital																												
Total Operating																												

FY2026 Capital Improvements Budget / FY 2026 - FY 2031 Project Detail										Project No. c411801																					
GENERAL PROJECT DATA:		Status	In Progress	CONCURRENCY REQUIREMENTS		(Y/N)	PROJECT NEED		PROJECT		FY26			FY27			FY28			FY29			FY30			FY31					
Project Title:		Street Lighting LED Conversion Program		Does project add new capacity?		No		CRITERIA		SCHEDULE		1	2	3	4	1	2	3	4	1	2	3	4	1	2	3	4	1	2	3	4
Functional Area:		Street Lighting		Is project required to maintain level of service:				Safety		Design/Arch																					
Department:		Greater Charlotte Street Lighting		- Within 5 years? List project in CIE		N/A		Mandate		Land/ROW																					
Location:		County Wide		- From 6 to 10 years? Monitor Annually		N/A		Replace		Construct																					
Growth								Equipment		Equipment																					
PROJECT DESCRIPTION: The first phase of the project will be to select a consulting firm to analyze the subject roadway corridors to retrofit the street lighting system to replace high pressure sodium fixtures with more efficient LED fixtures, and determine the most cost effective way to perform the work. One of two possible corridors will be selected for the first phase: Edgewater Drive, from US 41 to Harbor Blvd, or Kings Highway, from Harborview Road to Interstate 75. Once the cost to retrofit is known, certain corridors will be selected for conversion. Due to hurricane lan roadway lighting has been impacted significantly. This could push some of this work out by corridors further out. Lag time for roadway light poles is between 12-18 months which could also pose some potential issues.										PROJECT RATIONALE (Include Additional LOS Detail, if necessary): The Board approved engineering consultant services to provide a cost comparison between lighting fixture types, including HPS (high pressure sodium) and LED (light emitting diode) lighting for turnpike, cobra head and decorative light fixtures. Subsequently, on September 27, 2016 the study was presented. The Board directed that the Lighting District pursue a program to change out the county-owned street lighting fixtures to fixtures with LED bulbs, using the most cost effective method possible.																					
OPERATING BUDGET IMPACT: It is anticipated that the conversion will provide reduction in maintenance costs as well as electrical costs.																															
										Calc. for FY26																					
	Prior Actual	Est FY25	Orig. FY26	Est c/o to FY26	New \$ FY26	FY26	FY27	FY28	FY29	FY30	FY31	FUTURE	Total																		
EXPENDITURE PLAN (000'S)																															
Design/Arch/Eng Land (or ROW)																															
Construction		101	1,653	2,500	-804	3,349	1,451						4,901																		
Internal Costs	194	334		-334	506	172	150						850																		
Equipment																															
Interest																															
Other Fees & Costs																															
Total Project Cost	194	436	1,653	2,165	-298	3,521	1,601						5,751																		
FUNDING PLAN (000'S)																															
Ad valorem (Lighting District)	194	436	1,653	2,165	-298	3,521	1,601						5,751																		
Total Funding	194	436	1,653	2,165	-298	3,521	1,601						5,751																		
LOAN REPAYMENT SCHEDULE (000'S)																															
Total Loan Repayment																															
ANNUAL OPERATING BUDGET IMPACT (000'S)																															
Personal Svc.																															
Non-personal																															
Capital																															
Total Operating																															



This page intentionally left blank

FY2026 Capital Improvements Budget / FY 2026 - FY 2031 Project Detail												Project No.																																																																																																																																																																																																																																																																																																																																																																																
GENERAL PROJECT DATA:				CONCURRENCY REQUIREMENTS:				PROJECT NEED CRITERIA		PROJECT SCHEDULE	FY26	FY27	FY28	FY29	FY30	FY31																																																																																																																																																																																																																																																																																																																																																																												
Project Title: Section P Parks Infrastructure Summary				Does project add capacity (Y/N)? Is it required to maintain Level of Service: - W/in 5 years? List in CIE (Y/N): - 6 to 10 years? Monitor (Y/N):				Safety		Design/Arch	1	2	3	4	1	2	3	4																																																																																																																																																																																																																																																																																																																																																																										
Functional Area: Community Services								Mandate		Land/ROW																																																																																																																																																																																																																																																																																																																																																																																		
Department: Community Services								Replace		Construct																																																																																																																																																																																																																																																																																																																																																																																		
Location:								Growth		Equipment																																																																																																																																																																																																																																																																																																																																																																																		
PROJECT DESCRIPTION:										PROJECT RATIONALE (Include Additional LOS Detail, if necessary):																																																																																																																																																																																																																																																																																																																																																																																		
OPERATING BUDGET IMPACT:										REPLACEMENT COUNTY PROPERTY NO.:																																																																																																																																																																																																																																																																																																																																																																																		
<table border="1"> <thead> <tr> <th rowspan="2"></th> <th rowspan="2">Prior Actual</th> <th rowspan="2">Est FY25</th> <th colspan="2">Calc. for FY26</th> <th rowspan="2">FY26</th> <th rowspan="2">FY27</th> <th rowspan="2">FY28</th> <th rowspan="2">FY29</th> <th rowspan="2">FY30</th> <th rowspan="2">FY31</th> <th rowspan="2">FUTURE</th> <th rowspan="2">Total</th> </tr> <tr> <th>Orig. FY26</th> <th>Est c/o to FY26</th> <th>New \$ FY26</th> </tr> </thead> <tbody> <tr> <td colspan="13">EXPENDITURE PLAN (000'S)</td> </tr> <tr> <td>Design/Arch/Eng</td> <td>669</td> <td>17</td> <td>156</td> <td>587</td> <td>743</td> <td>886</td> <td>1,999</td> <td>307</td> <td></td> <td></td> <td>240</td> <td>4,861</td> </tr> <tr> <td>Land (or ROW)</td> <td>2,338</td> <td></td> <td>-46</td> <td>46</td> <td></td> <td>15,464</td> <td></td> <td></td> <td></td> <td></td> <td></td> <td>17,802</td> </tr> <tr> <td>Construction</td> <td>5,703</td> <td>371</td> <td>8,261</td> <td>2,549</td> <td>10,810</td> <td>11,618</td> <td>11,485</td> <td>5,709</td> <td>5,982</td> <td>1,250</td> <td>2,210</td> <td>55,137</td> </tr> <tr> <td>Internal Costs</td> <td></td> <td></td> <td></td> <td></td> <td></td> <td></td> <td></td> <td></td> <td></td> <td></td> <td></td> <td></td> </tr> <tr> <td>Other Fees & Costs</td> <td>9</td> <td></td> <td></td> <td></td> <td></td> <td></td> <td></td> <td></td> <td></td> <td></td> <td></td> <td>9</td> </tr> <tr> <td>Equipment and Furnishings</td> <td></td> <td></td> <td>3</td> <td></td> <td>3</td> <td></td> <td></td> <td></td> <td></td> <td></td> <td></td> <td>3</td> </tr> <tr> <td>Utility Costs</td> <td></td> <td></td> <td></td> <td></td> <td></td> <td></td> <td></td> <td></td> <td></td> <td></td> <td></td> <td></td> </tr> <tr> <td>Total Project Cost</td> <td>8,720</td> <td>388</td> <td>8,375</td> <td>3,182</td> <td>11,556</td> <td>27,968</td> <td>13,484</td> <td>6,015</td> <td>5,982</td> <td>1,250</td> <td>2,450</td> <td>77,812</td> </tr> <tr> <td colspan="13">FUNDING PLAN (000'S)</td> </tr> <tr> <td>Capital Projects Fund</td> <td>3,923</td> <td>97</td> <td>6,028</td> <td>3,181</td> <td>9,209</td> <td>11,254</td> <td>2,087</td> <td></td> <td></td> <td></td> <td>1,200</td> <td>27,770</td> </tr> <tr> <td>Sales Tax 2009</td> <td>1,550</td> <td></td> <td></td> <td></td> <td></td> <td></td> <td></td> <td></td> <td></td> <td></td> <td></td> <td>1,550</td> </tr> <tr> <td>Sales Tax 2014</td> <td>1,744</td> <td></td> <td>327</td> <td></td> <td>327</td> <td></td> <td></td> <td></td> <td></td> <td></td> <td></td> <td>2,071</td> </tr> <tr> <td>Sales Tax 2020</td> <td></td> <td></td> <td></td> <td></td> <td></td> <td></td> <td></td> <td></td> <td></td> <td></td> <td></td> <td></td> </tr> <tr> <td>Impact Fees</td> <td>1,158</td> <td>290</td> <td>1,620</td> <td></td> <td>1,620</td> <td></td> <td></td> <td></td> <td></td> <td></td> <td></td> <td>3,068</td> </tr> <tr> <td>Pending Sales Tax 2026</td> <td></td> <td></td> <td></td> <td></td> <td></td> <td>16,714</td> <td>11,397</td> <td>6,015</td> <td>5,982</td> <td>1,250</td> <td>1,250</td> <td>42,608</td> </tr> <tr> <td>Grants</td> <td>345</td> <td></td> <td>400</td> <td></td> <td>400</td> <td></td> <td></td> <td></td> <td></td> <td></td> <td></td> <td>745</td> </tr> <tr> <td>Gas Tax (Capital)</td> <td></td> <td></td> <td></td> <td></td> <td></td> <td></td> <td></td> <td></td> <td></td> <td></td> <td></td> <td></td> </tr> <tr> <td>Total Funding</td> <td>8,720</td> <td>388</td> <td>8,375</td> <td>3,182</td> <td>11,556</td> <td>27,968</td> <td>13,484</td> <td>6,015</td> <td>5,982</td> <td>1,250</td> <td>2,450</td> <td>77,812</td> </tr> <tr> <td colspan="13">LOAN REPAYMENT SCHEDULE (000'S)</td> </tr> <tr> <td></td> <td></td> <td></td> <td></td> <td></td> <td></td> <td></td> <td></td> <td></td> <td></td> <td></td> <td></td> <td></td> </tr> <tr> <td>Total Loan Repayment</td> <td></td> <td></td> <td></td> <td></td> <td></td> <td></td> <td></td> <td></td> <td></td> <td></td> <td></td> <td></td> </tr> <tr> <td colspan="13">OPERATING BUDGET IMPACT (000'S)</td> </tr> <tr> <td>Personal Svc.</td> <td></td> <td></td> <td></td> <td>103</td> <td>103</td> <td>474</td> <td>497</td> <td>497</td> <td>632</td> <td>632</td> <td></td> <td>2,836</td> </tr> <tr> <td>Non-personal</td> <td></td> <td></td> <td></td> <td>52</td> <td>52</td> <td>174</td> <td>215</td> <td>215</td> <td>289</td> <td>289</td> <td></td> <td>1,242</td> </tr> <tr> <td>Capital</td> <td></td> <td></td> <td></td> <td>93</td> <td>93</td> <td>417</td> <td>50</td> <td>25</td> <td>68</td> <td>35</td> <td></td> <td>688</td> </tr> <tr> <td>Total Operating</td> <td></td> <td></td> <td></td> <td>248</td> <td>248</td> <td>1,065</td> <td>762</td> <td>737</td> <td>989</td> <td>964</td> <td></td> <td>4,766</td> </tr> </tbody> </table>															Prior Actual	Est FY25	Calc. for FY26		FY26	FY27	FY28	FY29	FY30	FY31	FUTURE	Total	Orig. FY26	Est c/o to FY26	New \$ FY26	EXPENDITURE PLAN (000'S)													Design/Arch/Eng	669	17	156	587	743	886	1,999	307			240	4,861	Land (or ROW)	2,338		-46	46		15,464						17,802	Construction	5,703	371	8,261	2,549	10,810	11,618	11,485	5,709	5,982	1,250	2,210	55,137	Internal Costs													Other Fees & Costs	9											9	Equipment and Furnishings			3		3							3	Utility Costs													Total Project Cost	8,720	388	8,375	3,182	11,556	27,968	13,484	6,015	5,982	1,250	2,450	77,812	FUNDING PLAN (000'S)													Capital Projects Fund	3,923	97	6,028	3,181	9,209	11,254	2,087				1,200	27,770	Sales Tax 2009	1,550											1,550	Sales Tax 2014	1,744		327		327							2,071	Sales Tax 2020													Impact Fees	1,158	290	1,620		1,620							3,068	Pending Sales Tax 2026						16,714	11,397	6,015	5,982	1,250	1,250	42,608	Grants	345		400		400							745	Gas Tax (Capital)													Total Funding	8,720	388	8,375	3,182	11,556	27,968	13,484	6,015	5,982	1,250	2,450	77,812	LOAN REPAYMENT SCHEDULE (000'S)																										Total Loan Repayment													OPERATING BUDGET IMPACT (000'S)													Personal Svc.				103	103	474	497	497	632	632		2,836	Non-personal				52	52	174	215	215	289	289		1,242	Capital				93	93	417	50	25	68	35		688	Total Operating				248	248	1,065	762	737	989	964		4,766
	Prior Actual	Est FY25	Calc. for FY26		FY26	FY27	FY28	FY29	FY30	FY31	FUTURE	Total																																																																																																																																																																																																																																																																																																																																																																																
			Orig. FY26	Est c/o to FY26									New \$ FY26																																																																																																																																																																																																																																																																																																																																																																															
EXPENDITURE PLAN (000'S)																																																																																																																																																																																																																																																																																																																																																																																												
Design/Arch/Eng	669	17	156	587	743	886	1,999	307			240	4,861																																																																																																																																																																																																																																																																																																																																																																																
Land (or ROW)	2,338		-46	46		15,464						17,802																																																																																																																																																																																																																																																																																																																																																																																
Construction	5,703	371	8,261	2,549	10,810	11,618	11,485	5,709	5,982	1,250	2,210	55,137																																																																																																																																																																																																																																																																																																																																																																																
Internal Costs																																																																																																																																																																																																																																																																																																																																																																																												
Other Fees & Costs	9											9																																																																																																																																																																																																																																																																																																																																																																																
Equipment and Furnishings			3		3							3																																																																																																																																																																																																																																																																																																																																																																																
Utility Costs																																																																																																																																																																																																																																																																																																																																																																																												
Total Project Cost	8,720	388	8,375	3,182	11,556	27,968	13,484	6,015	5,982	1,250	2,450	77,812																																																																																																																																																																																																																																																																																																																																																																																
FUNDING PLAN (000'S)																																																																																																																																																																																																																																																																																																																																																																																												
Capital Projects Fund	3,923	97	6,028	3,181	9,209	11,254	2,087				1,200	27,770																																																																																																																																																																																																																																																																																																																																																																																
Sales Tax 2009	1,550											1,550																																																																																																																																																																																																																																																																																																																																																																																
Sales Tax 2014	1,744		327		327							2,071																																																																																																																																																																																																																																																																																																																																																																																
Sales Tax 2020																																																																																																																																																																																																																																																																																																																																																																																												
Impact Fees	1,158	290	1,620		1,620							3,068																																																																																																																																																																																																																																																																																																																																																																																
Pending Sales Tax 2026						16,714	11,397	6,015	5,982	1,250	1,250	42,608																																																																																																																																																																																																																																																																																																																																																																																
Grants	345		400		400							745																																																																																																																																																																																																																																																																																																																																																																																
Gas Tax (Capital)																																																																																																																																																																																																																																																																																																																																																																																												
Total Funding	8,720	388	8,375	3,182	11,556	27,968	13,484	6,015	5,982	1,250	2,450	77,812																																																																																																																																																																																																																																																																																																																																																																																
LOAN REPAYMENT SCHEDULE (000'S)																																																																																																																																																																																																																																																																																																																																																																																												
Total Loan Repayment																																																																																																																																																																																																																																																																																																																																																																																												
OPERATING BUDGET IMPACT (000'S)																																																																																																																																																																																																																																																																																																																																																																																												
Personal Svc.				103	103	474	497	497	632	632		2,836																																																																																																																																																																																																																																																																																																																																																																																
Non-personal				52	52	174	215	215	289	289		1,242																																																																																																																																																																																																																																																																																																																																																																																
Capital				93	93	417	50	25	68	35		688																																																																																																																																																																																																																																																																																																																																																																																
Total Operating				248	248	1,065	762	737	989	964		4,766																																																																																																																																																																																																																																																																																																																																																																																

FY2026 Capital Improvements Budget / FY 2026 - FY 2031 Project Detail											Project No. c722206															
GENERAL PROJECT DATA:		Status	In Progress	CONCURRENCY REQUIREMENTS		(Y/N)	PROJECT NEED CRITERIA		PROJECT SCHEDULE		FY26		FY27		FY28		FY29		FY30		FY31					
Project Title:	Multi Use Trails Allocation (2027)			Does project add new capacity?		Yes/No	Safety	Design/Arch	1	2	3	4	1	2	3	4	1	2	3	4	1	2	3	4		
Functional Area:	Pedestrian Mobility			Is project required to maintain level of service:		Yes/No	Mandate	Land/ROW																		
Department:	Community Services & Public Works			- Within 5 years? List project in CIE		Yes/No	Replace	Construct																		
Location:	County Wide			- From 6 to 10 years? Monitor Annually		Yes/No	Growth	Equipment																		
PROJECT DESCRIPTION:							PROJECT RATIONALE (Include Additional LOS Detail, if necessary):																			
Implementation of the Regional Bicycle Pedestrian Master Plan projects and County sidewalk connection program. The project includes potential purchase of right of way, design and construction services.							The Board of County Commissioners and the Metropolitan Planning Organization approved the Regional Bicycle Pedestrian Master Plan in 2019. Additional funding is needed to continue progress to implement the plan.																			
This is an annual allocation to provide for sidewalks or trails per the master plan.																										
OPERATING BUDGET IMPACT:							REPLACEMENT COUNTY PROPERTY NO.:																			
To be determined. Cost will depend on the location of trail (on-road/off-road), width and length. Additional services for mowing, edging and sweeping will be needed.																										
		Calc. for FY26																								
	Prior Actual	Est FY25	Orig. FY26	Est c/o to FY26	New \$ FY26	FY26	FY27	FY28	FY29	FY30	FY31	FUTURE	Total													
EXPENDITURE PLAN (000'S)																										
Design/Arch/Eng																										
Land (or ROW)																										
Construction							1,250	1,250	1,250	1,250	1,250	1,250	7,500													
Internal Costs																										
Equipment																										
Interest																										
Other Fees & Costs																										
Total Project Cost							1,250	1,250	1,250	1,250	1,250	1,250	7,500													
FUNDING PLAN (000'S)																										
Pending Sales Tax 2026							1,250	1,250	1,250	1,250	1,250	1,250	7,500													
Total Funding							1,250	1,250	1,250	1,250	1,250	1,250	7,500													
LOAN REPAYMENT SCHEDULE (000'S)																										
Total Loan Repayment																										
ANNUAL OPERATING BUDGET IMPACT (000'S)																										
Personal Svc.																										
Non-personal																										
Capital																										
Total Operating																										

FY2026 Capital Improvements Budget / FY 2026 - FY 2031 Project Detail **Project No. c722611**

GENERAL PROJECT DATA:		Status New	CONCURRENCY REQUIREMENTS (Y/N)	PROJECT NEED CRITERIA	PROJECT SCHEDULE	FY26	FY27	FY28	FY29	FY30	FY31
Project Title:	Sport Field Conversions		Does project add new capacity? Y	Safety	Design/Arch	1 2 3 4	1 2 3 4	1 2 3 4	1 2 3 4	1 2 3 4	1 2 3 4
Functional Area:	Parks and Recreation		Is project required to maintain level of service:	Mandate	Land/ROW						
Department:	Community Services		- Within 5 years? List project in CIE Y/N	Replace	Construct						
Location:	Countywide		- From 6 to 10 years? Monitor Annually Y/N	Growth	Equipment						

PROJECT DESCRIPTION:
 Design and engineering for the construction and/or conversion to fields at the following locations:
 - Centennial Park construction of 2 large baseball fields, relocating discgolf and walking path
 - Harold Ave conversion to 1 large baseball field and relocation of walking path
 - Maracaibo conversion to 3 little league fields with new lighting
 - Ann & Chuck Dever conversion of cricket to soccer

PROJECT RATIONALE (Include Additional LOS Detail, if necessary):
 All of the county's sport fields are exceeding their annual hours to maintain safety, these changes are mid-term projects to create additional capacity in existing parks.

 - Centennial Park (FY26)
 - Harold Ave (FY27)
 - Maracaibo (FY27)
 - Ann & Chuck Dever (FY28)

OPERATING BUDGET IMPACT:
 Add two (2) PT Maintenance workers, additional field maintenance equipment, minor adjustment to operating expenses.

	Prior Actual	Est FY25	Calc. for FY26			FY26	FY27	FY28	FY29	FY30	FY31	FUTURE	Total
			Orig. FY26	Est c/o FY26	New \$ FY26								
EXPENDITURE PLAN (000'S)													
Design/Arch/Eng					530	530	281						811
Land (or ROW)													
Construction							8,154	298					8,452
Internal Costs													
Equipment & Furnishings													
Interest													
Other Fees & Costs													
Total Project Cost					530	530	8,435	298					9,263
FUNDING PLAN (000'S)													
Capital Projects Fund					530	530	8,435	298					9,263
Total Funding					530	530	8,435	298					9,263
LOAN REPAYMENT SCHEDULE (000'S)													
Total Loan Repayment													
ANNUAL OPERATING BUDGET IMPACT (000'S)													
Personal Svc.							45	45	45	45	45		226
Non-personal Capital							10	10	10	10	10		50
							51	55	55	55	55		51
Total Operating							106	55	55	55	55		327

FY2026 Capital Improvements Budget / FY 2026 - FY 2031 Project Detail											Project No. c721401							
GENERAL PROJECT DATA:		Status	In Progress	CONCURRENCY REQUIREMENTS			(Y/N)	PROJECT NEED CRITERIA		PROJECT SCHEDULE	FY26	FY27	FY28	FY29	FY30	FY31		
Project Title: Bayshore Live Oak Park				Does project add new capacity?			No	Safety	X	Design/Arch	1	2	3	4	1	2	3	4
Functional Area: Culture and Recreation				Is project required to maintain level of service:				Mandate	X	Land/ROW								
Department: Community Services				- Within 5 years? List project in CIE			No	Replace	X	Construct								
Location: Mid County				- From 6 to 10 years? Monitor Annually			Yes	Growth		Equipment								
PROJECT DESCRIPTION:											PROJECT RATIONALE (Include Additional LOS Detail, if necessary):							
Funding in this project continues permit required shoreline stabilization mitigation. Land may be acquired as it becomes available. Field fitting of curbing along Bayshore Rd and the radii for the driveway throat; Trench drain with end treatments with full furnish and installation; Grading and drainage swale improvements on the park site; Retro-fit of ADA compliant sidewalk strips at several crossing locations; Concrete sidewalk installation with proper ADA compliant cross/longitudinal slopes; Sodding (and establishment) of all disturbed areas of the project; As-builts signed and sealed by a Florida professional surveyor. Project includes replacement of the Bayshore Fishing Pier.											Waterfront recreation for the citizens of Charlotte County continues to be a priority as stated in the County's Comprehensive Plan and the Department's Park Master Plan.							
OPERATING BUDGET IMPACT:											REPLACEMENT COUNTY PROPERTY NO.:							
No additional impacts.																		
Calc. for FY26																		
	Prior Actual	Est FY25	Orig. FY26	Est c/o to FY26	New \$ FY26	FY26	FY27	FY28	FY29	FY30	FY31	FUTURE	Total					
EXPENDITURE PLAN (000'S)																		
Design/Arch/Eng	96			3		3							99					
Land (or ROW)	625												625					
Construction	82			717		717							799					
Internal Costs																		
Equipment																		
Interest																		
Other Fees & Costs																		
Total Project Cost	803			720		720							1,522					
FUNDING PLAN (000'S)																		
Capital Projects Fund	803			720		720							1,522					
Total Funding	803			720		720							1,522					
LOAN REPAYMENT SCHEDULE (000'S)																		
Total Loan Repayment																		
ANNUAL OPERATING BUDGET IMPACT (000'S)																		
Personal Svc.																		
Non-personal					12	12	12	12	12	12	12		69					
Capital																		
Total Operating					12	12	12	12	12	12	12		69					



FY2026 Capital Improvements Budget / FY 2026 - FY 2031 Project Detail											Project No. c722401																																																																																																																																																																																																																																																																																																					
GENERAL PROJECT DATA:			Status In Progress		CONCURRENCY REQUIREMENTS (Y/N)		PROJECT NEED CRITERIA		PROJECT SCHEDULE		FY26		FY27		FY28		FY29		FY30		FY31																																																																																																																																																																																																																																																																																											
Project Title: Centennial Park Ph 2					Does project add new capacity? Yes		Safety		Design/Arch		1 2 3 4		1 2 3 4		1 2 3 4		1 2 3 4		1 2 3 4		1 2 3 4																																																																																																																																																																																																																																																																																											
Functional Area: Community Services					Is project required to maintain level of service:		Mandate		Land/ROW																																																																																																																																																																																																																																																																																																							
Department: Community Services					- Within 5 years? List project in CIE Yes		Replace		Construct																																																																																																																																																																																																																																																																																																							
Location: Mid County					- From 6 to 10 years? Monitor Annually Yes		Growth		Equipment																																																																																																																																																																																																																																																																																																							
PROJECT DESCRIPTION:											PROJECT RATIONALE (Include Additional LOS Detail, if necessary):																																																																																																																																																																																																																																																																																																					
Design and construction of Phase 2 of Centennial Park, a regional park. Planned amenities include lighted tennis, pickleball and basketball picnic pavilions, multi-purpose field, fitness equipment, trails, canoe/kayak launch, boardwalk, restrooms, parking and a satellite office building for field staff.											Phase 2 of Centennial Park Park finishes out the required amenities identified for a regional park in the Parks and Recreation Master Plan.																																																																																																																																																																																																																																																																																																					
OPERATING BUDGET IMPACT:																																																																																																																																																																																																																																																																																																																
(1) Maintenance Coordinator, (1) Maintenance Worker, Operating Supplies, Truck and Utility Vehicle																																																																																																																																																																																																																																																																																																																
<table border="1"> <thead> <tr> <th rowspan="2"></th> <th rowspan="2">Prior Actual</th> <th rowspan="2">Est FY25</th> <th colspan="2">Calc. for FY26</th> <th rowspan="2">New \$ FY26</th> <th rowspan="2">FY26</th> <th rowspan="2">FY27</th> <th rowspan="2">FY28</th> <th rowspan="2">FY29</th> <th rowspan="2">FY30</th> <th rowspan="2">FY31</th> <th rowspan="2">FUTURE</th> <th rowspan="2">Total</th> </tr> <tr> <th>Orig. FY26</th> <th>Est c/o to FY26</th> </tr> </thead> <tbody> <tr> <td colspan="14" style="text-align: center;">EXPENDITURE PLAN (000'S)</td> </tr> <tr> <td>Design/Arch/Eng</td> <td></td><td></td><td></td><td></td><td></td><td></td><td></td><td>1,999</td><td></td><td></td><td></td><td></td><td>1,999</td> </tr> <tr> <td>Land (or ROW)</td> <td></td><td></td><td></td><td></td><td></td><td></td><td></td><td></td><td></td><td></td><td></td><td></td><td></td> </tr> <tr> <td>Construction</td> <td></td><td></td><td></td><td></td><td></td><td></td><td>8,148</td><td></td><td></td><td></td><td></td><td></td><td>8,148</td> </tr> <tr> <td>Internal Costs</td> <td></td><td></td><td></td><td></td><td></td><td></td><td></td><td></td><td></td><td></td><td></td><td></td><td></td> </tr> <tr> <td>Equipment</td> <td></td><td></td><td></td><td></td><td></td><td></td><td></td><td></td><td></td><td></td><td></td><td></td><td></td> </tr> <tr> <td>Interest</td> <td></td><td></td><td></td><td></td><td></td><td></td><td></td><td></td><td></td><td></td><td></td><td></td><td></td> </tr> <tr> <td>Other Fees & Costs</td> <td></td><td></td><td></td><td></td><td></td><td></td><td></td><td></td><td></td><td></td><td></td><td></td><td></td> </tr> <tr> <td>Total Project Cost</td> <td></td><td></td><td></td><td></td><td></td><td></td><td></td><td>10,147</td><td></td><td></td><td></td><td></td><td>10,147</td> </tr> <tr> <td colspan="14" style="text-align: center;">FUNDING PLAN (000'S)</td> </tr> <tr> <td>Pending Sales Tax 2026</td> <td></td><td></td><td></td><td></td><td></td><td></td><td></td><td>10,147</td><td></td><td></td><td></td><td></td><td>10,147</td> </tr> <tr> <td>Total Funding</td> <td></td><td></td><td></td><td></td><td></td><td></td><td></td><td>10,147</td><td></td><td></td><td></td><td></td><td>10,147</td> </tr> <tr> <td colspan="14" style="text-align: center;">LOAN REPAYMENT SCHEDULE (000'S)</td> </tr> <tr> <td>Total Loan Repayment</td> <td></td><td></td><td></td><td></td><td></td><td></td><td></td><td></td><td></td><td></td><td></td><td></td><td></td> </tr> <tr> <td colspan="14" style="text-align: center;">ANNUAL OPERATING BUDGET IMPACT (000'S)</td> </tr> <tr> <td>Personal Svc.</td> <td></td><td></td><td></td><td></td><td></td><td></td><td></td><td></td><td></td><td>135</td><td>135</td><td></td><td>269</td> </tr> <tr> <td>Non-personal</td> <td></td><td></td><td></td><td></td><td></td><td></td><td></td><td></td><td></td><td>47</td><td>47</td><td></td><td>93</td> </tr> <tr> <td>Capital</td> <td></td><td></td><td></td><td></td><td></td><td></td><td></td><td></td><td></td><td>68</td><td>68</td><td></td><td>68</td> </tr> <tr> <td>Total Operating</td> <td></td><td></td><td></td><td></td><td></td><td></td><td></td><td></td><td></td><td>249</td><td>181</td><td></td><td>430</td> </tr> </tbody> </table>																								Prior Actual	Est FY25	Calc. for FY26		New \$ FY26	FY26	FY27	FY28	FY29	FY30	FY31	FUTURE	Total	Orig. FY26	Est c/o to FY26	EXPENDITURE PLAN (000'S)														Design/Arch/Eng								1,999					1,999	Land (or ROW)														Construction							8,148						8,148	Internal Costs														Equipment														Interest														Other Fees & Costs														Total Project Cost								10,147					10,147	FUNDING PLAN (000'S)														Pending Sales Tax 2026								10,147					10,147	Total Funding								10,147					10,147	LOAN REPAYMENT SCHEDULE (000'S)														Total Loan Repayment														ANNUAL OPERATING BUDGET IMPACT (000'S)														Personal Svc.										135	135		269	Non-personal										47	47		93	Capital										68	68		68	Total Operating										249	181		430
	Prior Actual	Est FY25	Calc. for FY26		New \$ FY26	FY26	FY27	FY28	FY29	FY30	FY31	FUTURE	Total																																																																																																																																																																																																																																																																																																			
			Orig. FY26	Est c/o to FY26																																																																																																																																																																																																																																																																																																												
EXPENDITURE PLAN (000'S)																																																																																																																																																																																																																																																																																																																
Design/Arch/Eng								1,999					1,999																																																																																																																																																																																																																																																																																																			
Land (or ROW)																																																																																																																																																																																																																																																																																																																
Construction							8,148						8,148																																																																																																																																																																																																																																																																																																			
Internal Costs																																																																																																																																																																																																																																																																																																																
Equipment																																																																																																																																																																																																																																																																																																																
Interest																																																																																																																																																																																																																																																																																																																
Other Fees & Costs																																																																																																																																																																																																																																																																																																																
Total Project Cost								10,147					10,147																																																																																																																																																																																																																																																																																																			
FUNDING PLAN (000'S)																																																																																																																																																																																																																																																																																																																
Pending Sales Tax 2026								10,147					10,147																																																																																																																																																																																																																																																																																																			
Total Funding								10,147					10,147																																																																																																																																																																																																																																																																																																			
LOAN REPAYMENT SCHEDULE (000'S)																																																																																																																																																																																																																																																																																																																
Total Loan Repayment																																																																																																																																																																																																																																																																																																																
ANNUAL OPERATING BUDGET IMPACT (000'S)																																																																																																																																																																																																																																																																																																																
Personal Svc.										135	135		269																																																																																																																																																																																																																																																																																																			
Non-personal										47	47		93																																																																																																																																																																																																																																																																																																			
Capital										68	68		68																																																																																																																																																																																																																																																																																																			
Total Operating										249	181		430																																																																																																																																																																																																																																																																																																			



FY2026 Capital Improvements Budget / FY 2026 - FY 2031 Project Detail											Project No. c722102						
GENERAL PROJECT DATA:		Status	In Progress	CONCURRENCY REQUIREMENTS (Y/N)		PROJECT NEED CRITERIA		PROJECT SCHEDULE		FY26	FY27	FY28	FY29	FY30	FY31		
Project Title: Lake Betty Park				Does project add new capacity? Yes		Safety		Design/Arch		1	2	3	4	1	2	3	4
Functional Area: Parks and Recreation				Is project required to maintain level of service:		Mandate X		Land/ROW									
Department: Community Services				- Within 5 years? List project in CIE Yes		Replace X		Construct									
Location: Mid County				- From 6 to 10 years? Monitor Annually Yes		Growth		Equipment									
PROJECT DESCRIPTION:											PROJECT RATIONALE (Include Additional LOS Detail, if necessary):						
<p>Complete phase I design documents and construct toddler play scape, ninja warrior course, picnic shelters, picnic pavilion, paved parking, playground, restroom, pavilions, gaga ball, and sidewalk. Replace old playground. Future amenities include improved canoe/kayak launch, fishing pier, and fitness equipment, which will be adopted in a future phase.</p> <p>The FRDAP grant received in 2024 covers 50/50 (up to \$200,000) of the fitness course, 12x20 shelter, 12x12 shelter and playground. The design element for this project was initially funded in the master plan in the adopted FY19 Capital Maintenance plan (p76.19042). Special Purpose element in 2025 was approved in Infrastructure review of 5/18/21; impact fees will be applied, if available.</p>											<p>Lake Betty Park is located in the Parkside CRA. The park is underdeveloped and does not meet the prescribed level of service in the adopted Parks and Recreation Master Plan update. Phase I will provide needed infrastructure including parking and stormwater as well as replacing outdated amenities.</p>						
OPERATING BUDGET IMPACT:																	
PT Maint Worker, Pickup Truck, uniforms, fuel and operating supplies.																	
Initial design comes from the Capital Maintenance Plan, master plan task, transferred to this new project.																	
Calc. for FY26																	
	Prior Actual	Est FY25	Orig. FY26	Est c/o to FY26	New \$ FY26	FY26	FY27	FY28	FY29	FY30	FY31	FUTURE	Total				
EXPENDITURE PLAN (000'S)																	
Design/Arch/Eng	130	1		116		116							247				
Land (or ROW)																	
Construction	82	123		2,433		2,433							2,638				
Internal Costs																	
Equipment																	
Interest																	
Other Fees & Costs																	
Total Project Cost	212	124		2,549		2,549							2,885				
FUNDING PLAN (000'S)																	
Capital Projects Fund	73			1,680		1,680							1,754				
Impact Fees	139	124		669		669							932				
Grants				200		200							200				
Total Funding	212	124		2,549		2,549							2,885				
LOAN REPAYMENT SCHEDULE (000'S)																	
Total Loan Repayment																	
ANNUAL OPERATING BUDGET IMPACT (000'S)																	
Personal Svc.							77	77	77	77	77		383				
Non-personal							27	27	27	27	27		136				
Capital							60						60				
Total Operating							164	104	104	104	104		579				

FY2026 Capital Improvements Budget / FY 2026 - FY 2031 Project Detail											Project No. c722608																																																																																																																																																																																																																																																																														
GENERAL PROJECT DATA:		Status New		CONCURRENCY REQUIREMENTS			(Y/N)		PROJECT NEED		PROJECT		FY26		FY27		FY28		FY29		FY30		FY31																																																																																																																																																																																																																																																																		
Project Title:		Port Charlotte Beach Park Stabilization		Does project add new capacity?			Y		CRITERIA		SCHEDULE		1 2 3 4		1 2 3 4		1 2 3 4		1 2 3 4		1 2 3 4		1 2 3 4																																																																																																																																																																																																																																																																		
Functional Area:		Parks and Recreation		Is project required to maintain level of service:			Y/N		Safety		Design/Arch																																																																																																																																																																																																																																																																														
Department:		Community Services		- Within 5 years? List project in CIE			Y/N		Mandate		Land/ROW																																																																																																																																																																																																																																																																														
Location:		Mid County		- From 6 to 10 years? Monitor Annually			Y/N		Replace		Construct																																																																																																																																																																																																																																																																														
PROJECT DESCRIPTION:		PROJECT RATIONALE (Include Additional LOS Detail, if necessary):																																																																																																																																																																																																																																																																																							
This project implements restoration plans and strategies to reduce sand transport into the Sunrise Waterway navigation channel and restore the Port Charlotte Beach Park's sandy shoreline. The project includes installation of floating breakwaters, living shoreline structure under the fishing pier, and sand trap. Channels adjacent to the Sunrise Waterway will be dredged, sand will be placed on the beach area.		A design survey was conducted in 2021 and compared to the 2010 surveys to analyze beach erosion and channel infilling patterns. Significant beach erosion and localized channel infilling were documented. While periodic maintenance dredging provides for improved navigation, the sand placement has been insufficient to maintain the recreational beach areas. If no new action is undertaken it is anticipated that the shoaling of the waterway will continue and periodic maintenance dredging (every one to two years) of Sunrise Waterway will be required. The two beach areas will continue to experience erosion. Future upland infrastructure may be impacted due to beach erosion over time.																																																																																																																																																																																																																																																																																							
OPERATING BUDGET IMPACT:		Contracted professional services for maintenance and permit compliance.																																																																																																																																																																																																																																																																																							
		<table border="1"> <thead> <tr> <th colspan="2"></th> <th colspan="5">Calc. for FY26</th> <th colspan="11"></th> <th>Total</th> </tr> <tr> <th>Prior Actual</th> <th>Est FY25</th> <th>Orig. FY26</th> <th>Est c/o FY26</th> <th>New \$ FY26</th> <th></th> <th>FY26</th> <th>FY27</th> <th>FY28</th> <th>FY29</th> <th>FY30</th> <th>FY31</th> <th>FUTURE</th> <th colspan="11"></th> <th></th> </tr> </thead> </table>																									Calc. for FY26																Total	Prior Actual	Est FY25	Orig. FY26	Est c/o FY26	New \$ FY26		FY26	FY27	FY28	FY29	FY30	FY31	FUTURE																																																																																																																																																																																																																																	
		Calc. for FY26																Total																																																																																																																																																																																																																																																																							
Prior Actual	Est FY25	Orig. FY26	Est c/o FY26	New \$ FY26		FY26	FY27	FY28	FY29	FY30	FY31	FUTURE																																																																																																																																																																																																																																																																													
		<table border="1"> <thead> <tr> <th colspan="14">EXPENDITURE PLAN (000'S)</th> </tr> </thead> <tbody> <tr> <td colspan="14"></td> <td>492</td> <td colspan="11"></td> <td>492</td> </tr> <tr> <td colspan="14">Design/Arch/Eng</td> <td></td> <td colspan="11"></td> <td></td> </tr> <tr> <td colspan="14">Land (or ROW)</td> <td></td> <td colspan="11"></td> <td></td> </tr> <tr> <td colspan="14">Construction</td> <td>2,214</td> <td colspan="11"></td> <td>2,214</td> </tr> <tr> <td colspan="14">Internal Costs</td> <td></td> <td colspan="11"></td> <td></td> </tr> <tr> <td colspan="14">Equipment & Furnishings</td> <td></td> <td colspan="11"></td> <td></td> </tr> <tr> <td colspan="14">Interest</td> <td></td> <td colspan="11"></td> <td></td> </tr> <tr> <td colspan="14">Other Fees & Costs</td> <td></td> <td colspan="11"></td> <td></td> </tr> <tr> <td colspan="14">Total Project Cost</td> <td>2,706</td> <td colspan="11"></td> <td>2,706</td> </tr> </tbody> </table>																							EXPENDITURE PLAN (000'S)																												492												492	Design/Arch/Eng																											Land (or ROW)																											Construction														2,214												2,214	Internal Costs																											Equipment & Furnishings																											Interest																											Other Fees & Costs																											Total Project Cost														2,706												2,706
EXPENDITURE PLAN (000'S)																																																																																																																																																																																																																																																																																									
														492												492																																																																																																																																																																																																																																																															
Design/Arch/Eng																																																																																																																																																																																																																																																																																									
Land (or ROW)																																																																																																																																																																																																																																																																																									
Construction														2,214												2,214																																																																																																																																																																																																																																																															
Internal Costs																																																																																																																																																																																																																																																																																									
Equipment & Furnishings																																																																																																																																																																																																																																																																																									
Interest																																																																																																																																																																																																																																																																																									
Other Fees & Costs																																																																																																																																																																																																																																																																																									
Total Project Cost														2,706												2,706																																																																																																																																																																																																																																																															
		<table border="1"> <thead> <tr> <th colspan="14">FUNDING PLAN (000'S)</th> </tr> </thead> <tbody> <tr> <td colspan="14">Capital Projects Fund</td> <td>2,706</td> <td colspan="11"></td> <td>2,706</td> </tr> <tr> <td colspan="14">Total Funding</td> <td>2,706</td> <td colspan="11"></td> <td>2,706</td> </tr> </tbody> </table>																							FUNDING PLAN (000'S)														Capital Projects Fund														2,706												2,706	Total Funding														2,706												2,706																																																																																																																																																																																													
FUNDING PLAN (000'S)																																																																																																																																																																																																																																																																																									
Capital Projects Fund														2,706												2,706																																																																																																																																																																																																																																																															
Total Funding														2,706												2,706																																																																																																																																																																																																																																																															
		<table border="1"> <thead> <tr> <th colspan="14">LOAN REPAYMENT SCHEDULE (000'S)</th> </tr> </thead> <tbody> <tr> <td colspan="14">Total Loan Repayment</td> <td></td> <td colspan="11"></td> <td></td> </tr> </tbody> </table>																							LOAN REPAYMENT SCHEDULE (000'S)														Total Loan Repayment																																																																																																																																																																																																																																																		
LOAN REPAYMENT SCHEDULE (000'S)																																																																																																																																																																																																																																																																																									
Total Loan Repayment																																																																																																																																																																																																																																																																																									
		<table border="1"> <thead> <tr> <th colspan="14">ANNUAL OPERATING BUDGET IMPACT (000'S)</th> </tr> </thead> <tbody> <tr> <td colspan="14">Personal Svc.</td> <td></td> <td colspan="11"></td> <td></td> </tr> <tr> <td colspan="14">Non-personal Capital</td> <td></td> <td>25</td> <td>25</td> <td>25</td> <td>25</td> <td colspan="8"></td> <td>100</td> </tr> <tr> <td colspan="14">Total Operating</td> <td></td> <td>25</td> <td>25</td> <td>25</td> <td>25</td> <td colspan="8"></td> <td>100</td> </tr> </tbody> </table>																							ANNUAL OPERATING BUDGET IMPACT (000'S)														Personal Svc.																											Non-personal Capital															25	25	25	25									100	Total Operating															25	25	25	25									100																																																																																																																																																																
ANNUAL OPERATING BUDGET IMPACT (000'S)																																																																																																																																																																																																																																																																																									
Personal Svc.																																																																																																																																																																																																																																																																																									
Non-personal Capital															25	25	25	25									100																																																																																																																																																																																																																																																														
Total Operating															25	25	25	25									100																																																																																																																																																																																																																																																														



FY2026 Capital Improvements Budget / FY 2026 - FY 2031 Project Detail											Project No. c721801																																																																																																																																																																																																																																																																																																																																																																														
GENERAL PROJECT DATA:		Status	In Progress	CONCURRENCY REQUIREMENTS			(Y/N)	PROJECT NEED CRITERIA		PROJECT SCHEDULE		FY26			FY27			FY28			FY29			FY30			FY31																																																																																																																																																																																																																																																																																																																																																														
Project Title:		William R. Gaines Jr. Veterans Memorial Park		Does project add new capacity?			Yes	Safety		Design/Arch		1	2	3	4	1	2	3	4	1	2	3	4	1	2	3	4	1	2	3	4																																																																																																																																																																																																																																																																																																																																																										
Functional Area:		Culture and Recreation		Is project required to maintain level of service:				Mandate	X	Land/ROW																																																																																																																																																																																																																																																																																																																																																																															
Department:		Community Services		- Within 5 years? List project in CIE			N/A	Replace		Construct																																																																																																																																																																																																																																																																																																																																																																															
Location:		Mid County		- From 6 to 10 years? Monitor Annually			N/A	Growth	X	Equipment																																																																																																																																																																																																																																																																																																																																																																															
PROJECT DESCRIPTION: Expansion of the park to include an extended fitness trail, observation tower and family pavilion. The park will be a public / private partnership. FY18 funding recognizes use of existing funding for the first phase of the project. Future funding from the Gaines foundation will be recognized when received. Local Boater Improvement mid year cycle added \$25,000 in 2021 (s392126, funding transfer). A Florida Trails grant was accepted in 2021, of \$320,000 grant funded and \$80,000 match for a trail/footbridge. BCC directed use of 2009 Sales Tax funds on July 24, 2018 for funding gap on Phase 1; approved BA19-002 10/23/18. BCC directed use of 2014 Sales Tax funds for design/permitting of donated kayak launch agreement 3/9/21. BCC directed use of 2014 Sales Tax funds for sitework for the donated kayak launch 6/28/22; Budget Adjustment of \$215,226 on 2.27.24.											PROJECT RATIONALE (Include Additional LOS Detail, if necessary): William R. Gaines Jr. was a 1981 graduate of Charlotte High School and US Marine. He was killed in action while serving with the US component of the UN multinational peacekeeping force in Beirut, Lebanon. The goal of the park is to pay honor to Mr. Gaines by providing a place where neighbors and families can come together to experience the beauty of nature, and a testament to the sacrifices of all our veterans. The William R. Gaines Jr. Foundation is contributing an initial donation of \$500,000 cash and in-kind services, which will be recognized when it is received.																																																																																																																																																																																																																																																																																																																																																																														
OPERATING BUDGET IMPACT: Full time maintenance worker, pickup truck, utility vehicle and trailer, and associated operating supplies.																																																																																																																																																																																																																																																																																																																																																																																									
											<table border="1"> <thead> <tr> <th colspan="2"></th> <th colspan="5">Calc. for FY26</th> <th colspan="11"></th> </tr> <tr> <th></th> <th>Prior Actual</th> <th>Est FY25</th> <th>Orig. FY26</th> <th>Est c/o to FY26</th> <th>New \$ FY26</th> <th>FY26</th> <th>FY27</th> <th>FY28</th> <th>FY29</th> <th>FY30</th> <th>FY31</th> <th>FUTURE</th> <th>Total</th> </tr> </thead> <tbody> <tr> <td colspan="14" style="text-align:center">EXPENDITURE PLAN (000'S)</td> </tr> <tr> <td>Design/Arch/Eng</td> <td>66</td> <td></td> <td></td> <td>58</td> <td></td> <td>58</td> <td></td> <td></td> <td></td> <td></td> <td></td> <td></td> <td>124</td> </tr> <tr> <td>Land (or ROW)</td> <td></td> <td></td> <td></td> <td></td> <td></td> <td></td> <td></td> <td></td> <td></td> <td></td> <td></td> <td></td> <td></td> </tr> <tr> <td>Construction</td> <td>2,834</td> <td>97</td> <td></td> <td>63</td> <td></td> <td>63</td> <td></td> <td></td> <td></td> <td></td> <td></td> <td></td> <td>2,994</td> </tr> <tr> <td>Internal Costs</td> <td></td> <td></td> <td></td> <td></td> <td></td> <td></td> <td></td> <td></td> <td></td> <td></td> <td></td> <td></td> <td>.11</td> </tr> <tr> <td>Equipment</td> <td></td> <td></td> <td></td> <td></td> <td></td> <td></td> <td></td> <td></td> <td></td> <td></td> <td></td> <td></td> <td></td> </tr> <tr> <td>Interest</td> <td></td> <td></td> <td></td> <td></td> <td></td> <td></td> <td></td> <td></td> <td></td> <td></td> <td></td> <td></td> <td></td> </tr> <tr> <td>Other Fees & Costs</td> <td></td> <td></td> <td></td> <td></td> <td></td> <td></td> <td></td> <td></td> <td></td> <td></td> <td></td> <td></td> <td></td> </tr> <tr> <td>Total Project Cost</td> <td>2,899</td> <td>97</td> <td></td> <td>121</td> <td></td> <td>121</td> <td></td> <td></td> <td></td> <td></td> <td></td> <td></td> <td>3,118</td> </tr> <tr> <td colspan="14" style="text-align:center">FUNDING PLAN (000'S)</td> </tr> <tr> <td>Capital Projects Fund</td> <td>983</td> <td>97</td> <td></td> <td>-112</td> <td></td> <td>-112</td> <td></td> <td></td> <td></td> <td></td> <td></td> <td></td> <td>968</td> </tr> <tr> <td>Grants</td> <td>345</td> <td></td> <td></td> <td></td> <td></td> <td></td> <td></td> <td></td> <td></td> <td></td> <td></td> <td></td> <td>345</td> </tr> <tr> <td>Sales Tax 2009</td> <td>1,550</td> <td></td> <td></td> <td></td> <td></td> <td></td> <td></td> <td></td> <td></td> <td></td> <td></td> <td></td> <td>1,550</td> </tr> <tr> <td>Sales Tax 2014</td> <td>22</td> <td></td> <td></td> <td>234</td> <td></td> <td>234</td> <td></td> <td></td> <td></td> <td></td> <td></td> <td></td> <td>255</td> </tr> <tr> <td>Total Funding</td> <td>2,899</td> <td>97</td> <td></td> <td>121</td> <td></td> <td>121</td> <td></td> <td></td> <td></td> <td></td> <td></td> <td></td> <td>3,118</td> </tr> <tr> <td colspan="14" style="text-align:center">LOAN REPAYMENT SCHEDULE (000'S)</td> </tr> <tr> <td></td> <td></td> <td></td> <td></td> <td></td> <td></td> <td></td> <td></td> <td></td> <td></td> <td></td> <td></td> <td></td> <td></td> </tr> <tr> <td>Total Loan Repayment</td> <td></td> <td></td> <td></td> <td></td> <td></td> <td></td> <td></td> <td></td> <td></td> <td></td> <td></td> <td></td> <td></td> </tr> <tr> <td colspan="14" style="text-align:center">ANNUAL OPERATING BUDGET IMPACT (000'S)</td> </tr> <tr> <td>Personal Svc.</td> <td></td> <td></td> <td></td> <td></td> <td>63</td> <td>63</td> <td>63</td> <td>63</td> <td>63</td> <td>63</td> <td>63</td> <td>63</td> <td>378</td> </tr> <tr> <td>Non-personal</td> <td></td> <td></td> <td></td> <td></td> <td>25</td> <td>25</td> <td>25</td> <td>25</td> <td>25</td> <td>25</td> <td>25</td> <td>25</td> <td>150</td> </tr> <tr> <td>Capital</td> <td></td> <td></td> <td></td> <td></td> <td>93</td> <td>93</td> <td></td> <td></td> <td></td> <td></td> <td></td> <td></td> <td>93</td> </tr> <tr> <td>Total Operating</td> <td></td> <td></td> <td></td> <td></td> <td>181</td> <td>181</td> <td>88</td> <td>88</td> <td>88</td> <td>88</td> <td></td> <td></td> <td>621</td> </tr> </tbody> </table>															Calc. for FY26																	Prior Actual	Est FY25	Orig. FY26	Est c/o to FY26	New \$ FY26	FY26	FY27	FY28	FY29	FY30	FY31	FUTURE	Total	EXPENDITURE PLAN (000'S)														Design/Arch/Eng	66			58		58							124	Land (or ROW)														Construction	2,834	97		63		63							2,994	Internal Costs													.11	Equipment														Interest														Other Fees & Costs														Total Project Cost	2,899	97		121		121							3,118	FUNDING PLAN (000'S)														Capital Projects Fund	983	97		-112		-112							968	Grants	345												345	Sales Tax 2009	1,550												1,550	Sales Tax 2014	22			234		234							255	Total Funding	2,899	97		121		121							3,118	LOAN REPAYMENT SCHEDULE (000'S)																												Total Loan Repayment														ANNUAL OPERATING BUDGET IMPACT (000'S)														Personal Svc.					63	63	63	63	63	63	63	63	378	Non-personal					25	25	25	25	25	25	25	25	150	Capital					93	93							93	Total Operating					181	181	88	88	88	88			621
		Calc. for FY26																																																																																																																																																																																																																																																																																																																																																																																							
	Prior Actual	Est FY25	Orig. FY26	Est c/o to FY26	New \$ FY26	FY26	FY27	FY28	FY29	FY30	FY31	FUTURE	Total																																																																																																																																																																																																																																																																																																																																																																												
EXPENDITURE PLAN (000'S)																																																																																																																																																																																																																																																																																																																																																																																									
Design/Arch/Eng	66			58		58							124																																																																																																																																																																																																																																																																																																																																																																												
Land (or ROW)																																																																																																																																																																																																																																																																																																																																																																																									
Construction	2,834	97		63		63							2,994																																																																																																																																																																																																																																																																																																																																																																												
Internal Costs													.11																																																																																																																																																																																																																																																																																																																																																																												
Equipment																																																																																																																																																																																																																																																																																																																																																																																									
Interest																																																																																																																																																																																																																																																																																																																																																																																									
Other Fees & Costs																																																																																																																																																																																																																																																																																																																																																																																									
Total Project Cost	2,899	97		121		121							3,118																																																																																																																																																																																																																																																																																																																																																																												
FUNDING PLAN (000'S)																																																																																																																																																																																																																																																																																																																																																																																									
Capital Projects Fund	983	97		-112		-112							968																																																																																																																																																																																																																																																																																																																																																																												
Grants	345												345																																																																																																																																																																																																																																																																																																																																																																												
Sales Tax 2009	1,550												1,550																																																																																																																																																																																																																																																																																																																																																																												
Sales Tax 2014	22			234		234							255																																																																																																																																																																																																																																																																																																																																																																												
Total Funding	2,899	97		121		121							3,118																																																																																																																																																																																																																																																																																																																																																																												
LOAN REPAYMENT SCHEDULE (000'S)																																																																																																																																																																																																																																																																																																																																																																																									
Total Loan Repayment																																																																																																																																																																																																																																																																																																																																																																																									
ANNUAL OPERATING BUDGET IMPACT (000'S)																																																																																																																																																																																																																																																																																																																																																																																									
Personal Svc.					63	63	63	63	63	63	63	63	378																																																																																																																																																																																																																																																																																																																																																																												
Non-personal					25	25	25	25	25	25	25	25	150																																																																																																																																																																																																																																																																																																																																																																												
Capital					93	93							93																																																																																																																																																																																																																																																																																																																																																																												
Total Operating					181	181	88	88	88	88			621																																																																																																																																																																																																																																																																																																																																																																												



FY2026 Capital Improvements Budget / FY 2026 - FY 2031 Project Detail												Project No. c722101																																																																																																																																																																																																																																																																																																																																																																																	
GENERAL PROJECT DATA:		Status	CONCURRENCY REQUIREMENTS		(Y/N)	PROJECT NEED CRITERIA		PROJECT SCHEDULE		FY26		FY27		FY28		FY29		FY30		FY31																																																																																																																																																																																																																																																																																																																																																																									
Project Title: Bissett Community Park		In Progress	Does project add new capacity?		Yes	Safety X		Desgn/Arch		1	2	3	4	1	2	3	4	1	2	3	4	1	2	3	4																																																																																																																																																																																																																																																																																																																																																																				
Functional Area: Culture and Recreation			Is project required to maintain level of service:			Mandate X		Land/ROW																																																																																																																																																																																																																																																																																																																																																																																					
Department: Community Services			- Within 5 years? List project in CIE		Yes	Replace		Construct																																																																																																																																																																																																																																																																																																																																																																																					
Location: South County			- From 6 to 10 years? Monitor Annually		Yes	Growth X		Equipment																																																																																																																																																																																																																																																																																																																																																																																					
PROJECT DESCRIPTION:												PROJECT RATIONALE (Include Additional LOS Detail, if necessary):																																																																																																																																																																																																																																																																																																																																																																																	
Phase I of the Bissett Community Park Master Plan. Amenities will be determined based on public input and the Parks and Recreation Master Plan.												Bissett Park was reclassified during the Parks and Recreation Master Plan process to be a community park. A park master plan is in development. The park will include a hurricane shelter as outlined in the Local Mitigation Strategy identified in the Capital Needs Assessment.																																																																																																																																																																																																																																																																																																																																																																																	
The design element for this project was initially funded in the master plan in the adopted FY20 Capital Maintenance plan (p76.19061). State of Florida Department of Environmental Protection (FRDAP) grant accepted 12/12/23 in BA24-080. Additional funding needed for completion of Phase 1 Master Plan BA 25-177 on 6/24/25 \$65k																																																																																																																																																																																																																																																																																																																																																																																													
OPERATING BUDGET IMPACT:												REPLACEMENT COUNTY PROPERTY NO.:																																																																																																																																																																																																																																																																																																																																																																																	
FT Maint Coordinator, Pickup Truck, uniforms, fuel and operating supplies.																																																																																																																																																																																																																																																																																																																																																																																													
Initial design comes from the Capital Maintenance Plan, master plan task, transferred to this new project.																																																																																																																																																																																																																																																																																																																																																																																													
<table border="1"> <thead> <tr> <th colspan="2"></th> <th colspan="5">Calc. for FY26</th> <th colspan="11"></th> </tr> <tr> <th>Prior Actual</th> <th>Est FY25</th> <th>Orig. FY26</th> <th>Est c/o to FY26</th> <th>New \$ FY26</th> <th></th> <th>FY26</th> <th>FY27</th> <th>FY28</th> <th>FY29</th> <th>FY30</th> <th>FY31</th> <th>FUTURE</th> <th>Total</th> </tr> </thead> <tbody> <tr> <td colspan="14" style="text-align:center">EXPENDITURE PLAN (000'S)</td> </tr> <tr> <td>Design/Arch/Eng</td> <td>148</td> <td>9</td> <td></td> <td>-19</td> <td>19</td> <td></td> <td></td> <td></td> <td></td> <td></td> <td></td> <td></td> <td></td> <td>157</td> </tr> <tr> <td>Land (or ROW)</td> <td></td> <td></td> <td></td> <td></td> <td></td> <td></td> <td></td> <td></td> <td></td> <td></td> <td></td> <td></td> <td></td> <td></td> </tr> <tr> <td>Construction</td> <td>185</td> <td>151</td> <td></td> <td>416</td> <td>2,632</td> <td>3,048</td> <td></td> <td></td> <td></td> <td></td> <td></td> <td></td> <td></td> <td>3,384</td> </tr> <tr> <td>Internal Costs</td> <td></td> <td></td> <td></td> <td></td> <td></td> <td></td> <td></td> <td></td> <td></td> <td></td> <td></td> <td></td> <td></td> <td></td> </tr> <tr> <td>Equipment</td> <td></td> <td></td> <td></td> <td></td> <td></td> <td></td> <td></td> <td></td> <td></td> <td></td> <td></td> <td></td> <td></td> <td></td> </tr> <tr> <td>Interest</td> <td></td> <td></td> <td></td> <td></td> <td></td> <td></td> <td></td> <td></td> <td></td> <td></td> <td></td> <td></td> <td></td> <td></td> </tr> <tr> <td>Other Fees & Costs</td> <td></td> <td></td> <td></td> <td></td> <td></td> <td></td> <td></td> <td></td> <td></td> <td></td> <td></td> <td></td> <td></td> <td></td> </tr> <tr> <td>Total Project Cost</td> <td>334</td> <td>159</td> <td></td> <td>396</td> <td>2,651</td> <td>3,048</td> <td></td> <td></td> <td></td> <td></td> <td></td> <td></td> <td></td> <td>3,541</td> </tr> <tr> <td colspan="14" style="text-align:center">FUNDING PLAN (000'S)</td> </tr> <tr> <td>Capital Projects Fund</td> <td>211</td> <td></td> <td></td> <td>38</td> <td>2,651</td> <td>2,689</td> <td></td> <td></td> <td></td> <td></td> <td></td> <td></td> <td></td> <td>2,900</td> </tr> <tr> <td>Impact Fees</td> <td>123</td> <td>159</td> <td></td> <td>159</td> <td></td> <td>159</td> <td></td> <td></td> <td></td> <td></td> <td></td> <td></td> <td></td> <td>441</td> </tr> <tr> <td>Grants</td> <td></td> <td></td> <td></td> <td>200</td> <td></td> <td>200</td> <td></td> <td></td> <td></td> <td></td> <td></td> <td></td> <td></td> <td>200</td> </tr> <tr> <td>Total Funding</td> <td>334</td> <td>159</td> <td></td> <td>396</td> <td>2,651</td> <td>3,048</td> <td></td> <td></td> <td></td> <td></td> <td></td> <td></td> <td></td> <td>3,541</td> </tr> <tr> <td colspan="14" style="text-align:center">LOAN REPAYMENT SCHEDULE (000'S)</td> </tr> <tr> <td></td> <td></td> <td></td> <td></td> <td></td> <td></td> <td></td> <td></td> <td></td> <td></td> <td></td> <td></td> <td></td> <td></td> <td></td> </tr> <tr> <td>Total Loan Repayment</td> <td></td> <td></td> <td></td> <td></td> <td></td> <td></td> <td></td> <td></td> <td></td> <td></td> <td></td> <td></td> <td></td> <td></td> </tr> <tr> <td colspan="14" style="text-align:center">ANNUAL OPERATING BUDGET IMPACT (000'S)</td> </tr> <tr> <td>Personal Svc.</td> <td></td> <td></td> <td></td> <td></td> <td></td> <td></td> <td>77</td> <td>77</td> <td>77</td> <td>77</td> <td>77</td> <td></td> <td></td> <td>385</td> </tr> <tr> <td>Non-personal</td> <td></td> <td></td> <td></td> <td></td> <td></td> <td></td> <td>29</td> <td>29</td> <td>29</td> <td>29</td> <td>29</td> <td></td> <td></td> <td>145</td> </tr> <tr> <td>Capital</td> <td></td> <td></td> <td></td> <td></td> <td></td> <td></td> <td>93</td> <td></td> <td></td> <td></td> <td></td> <td></td> <td></td> <td>93</td> </tr> <tr> <td>Total Operating</td> <td></td> <td></td> <td></td> <td></td> <td></td> <td></td> <td>199</td> <td>106</td> <td>106</td> <td>106</td> <td>106</td> <td></td> <td></td> <td>623</td> </tr> </tbody> </table>														Calc. for FY26																Prior Actual	Est FY25	Orig. FY26	Est c/o to FY26	New \$ FY26		FY26	FY27	FY28	FY29	FY30	FY31	FUTURE	Total	EXPENDITURE PLAN (000'S)														Design/Arch/Eng	148	9		-19	19									157	Land (or ROW)															Construction	185	151		416	2,632	3,048								3,384	Internal Costs															Equipment															Interest															Other Fees & Costs															Total Project Cost	334	159		396	2,651	3,048								3,541	FUNDING PLAN (000'S)														Capital Projects Fund	211			38	2,651	2,689								2,900	Impact Fees	123	159		159		159								441	Grants				200		200								200	Total Funding	334	159		396	2,651	3,048								3,541	LOAN REPAYMENT SCHEDULE (000'S)																													Total Loan Repayment															ANNUAL OPERATING BUDGET IMPACT (000'S)														Personal Svc.							77	77	77	77	77			385	Non-personal							29	29	29	29	29			145	Capital							93							93	Total Operating							199	106	106	106	106			623												
		Calc. for FY26																																																																																																																																																																																																																																																																																																																																																																																											
Prior Actual	Est FY25	Orig. FY26	Est c/o to FY26	New \$ FY26		FY26	FY27	FY28	FY29	FY30	FY31	FUTURE	Total																																																																																																																																																																																																																																																																																																																																																																																
EXPENDITURE PLAN (000'S)																																																																																																																																																																																																																																																																																																																																																																																													
Design/Arch/Eng	148	9		-19	19									157																																																																																																																																																																																																																																																																																																																																																																															
Land (or ROW)																																																																																																																																																																																																																																																																																																																																																																																													
Construction	185	151		416	2,632	3,048								3,384																																																																																																																																																																																																																																																																																																																																																																															
Internal Costs																																																																																																																																																																																																																																																																																																																																																																																													
Equipment																																																																																																																																																																																																																																																																																																																																																																																													
Interest																																																																																																																																																																																																																																																																																																																																																																																													
Other Fees & Costs																																																																																																																																																																																																																																																																																																																																																																																													
Total Project Cost	334	159		396	2,651	3,048								3,541																																																																																																																																																																																																																																																																																																																																																																															
FUNDING PLAN (000'S)																																																																																																																																																																																																																																																																																																																																																																																													
Capital Projects Fund	211			38	2,651	2,689								2,900																																																																																																																																																																																																																																																																																																																																																																															
Impact Fees	123	159		159		159								441																																																																																																																																																																																																																																																																																																																																																																															
Grants				200		200								200																																																																																																																																																																																																																																																																																																																																																																															
Total Funding	334	159		396	2,651	3,048								3,541																																																																																																																																																																																																																																																																																																																																																																															
LOAN REPAYMENT SCHEDULE (000'S)																																																																																																																																																																																																																																																																																																																																																																																													
Total Loan Repayment																																																																																																																																																																																																																																																																																																																																																																																													
ANNUAL OPERATING BUDGET IMPACT (000'S)																																																																																																																																																																																																																																																																																																																																																																																													
Personal Svc.							77	77	77	77	77			385																																																																																																																																																																																																																																																																																																																																																																															
Non-personal							29	29	29	29	29			145																																																																																																																																																																																																																																																																																																																																																																															
Capital							93							93																																																																																																																																																																																																																																																																																																																																																																															
Total Operating							199	106	106	106	106			623																																																																																																																																																																																																																																																																																																																																																																															

FY2026 Capital Improvements Budget / FY 2026 - FY 2031 Project Detail **Project No. c722606**

GENERAL PROJECT DATA:		Status New	CONCURRENCY REQUIREMENTS (Y/N)		PROJECT NEED CRITERIA	PROJECT SCHEDULE	FY26	FY27	FY28	FY29	FY30	FY31
Project Title:	Bissett Community Park Phase 2		Does project add new capacity?	Y	Safety							
Functional Area:	Parks and Recreation		Is project required to maintain level of service:		Mandate							
Department:	Community Services		- Within 5 years? List project in CIE	Y/N	Replace							
Location:	South County		- From 6 to 10 years? Monitor Annually	Y/N	Growth	X						

PROJECT DESCRIPTION:
 Design, engineering, and construction required for development of the next phase of the master plan to include replacement of current restroom 10-12' wide fishing pier (min. 150 lf with T-dock), conversion of natural surface trail/walking path to an 8-10' wide solid surface trail, construction of parking and stormwater.

PROJECT RATIONALE (Include Additional LOS Detail, if necessary):
 Bissett Park was master planned in 2021. Phase 2 and 3 will be the design and construction of required amenities and the recreation center to meet the identified minimal levels of service and amenities per the 2015 Parks and Recreation Master Plan.


OPERATING BUDGET IMPACT:
 UTV, trailer, fuel and operating supplies.

	Prior Actual	Est FY25	Calc. for FY26			FY26	FY27	FY28	FY29	FY30	FY31	FUTURE	Total
			Orig. FY26	Est c/o FY26	New \$ FY26								
EXPENDITURE PLAN (000'S)													
Design/Arch/Eng													
Land (or ROW)													
Construction									4,732				4,732
Internal Costs													
Equipment & Furnishings													
Interest													
Other Fees & Costs													
Total Project Cost									4,732				4,732
FUNDING PLAN (000'S)													
Pending Sales Tax 2026									4,732				4,732
Total Funding									4,732				4,732
LOAN REPAYMENT SCHEDULE (000'S)													
Total Loan Repayment													
ANNUAL OPERATING BUDGET IMPACT (000'S)													
Personal Svc.													
Non-personal Capital										9			9
Total Operating										35			35
										44			44



FY2026 Capital Improvements Budget / FY 2026 - FY 2031 Project Detail												Project No. c722417																																																																																																																																																																																																																																																																																																						
GENERAL PROJECT DATA:			Status	In Progress	CONCURRENCY REQUIREMENTS			(Y/N)	PROJECT NEED CRITERIA			PROJECT SCHEDULE			FY26			FY27			FY28			FY29			FY30			FY31																																																																																																																																																																																																																																																																																				
Project Title:			Charlotte Harbor Event and Conference Center		Does project add new capacity?			N	Safety			Design/Arch			1			2			3			4			1			2			3			4																																																																																																																																																																																																																																																																														
Functional Area:			Seawall		Is project required to maintain level of service:				Mandate			Land/ROW			2			3			4			1			2			3			4																																																																																																																																																																																																																																																																																	
Department:			Parks		- Within 5 years? List project in CIE			N	Replace			Construct			3			4			1			2			3			4																																																																																																																																																																																																																																																																																				
Location:			Community Services		- From 6 to 10 years? Monitor Annually			N	Growth			Equipment			4			1			2			3			4																																																																																																																																																																																																																																																																																							
Location:			South County																																																																																																																																																																																																																																																																																																															
PROJECT DESCRIPTION:												PROJECT RATIONALE (Include Additional LOS Detail, if necessary):																																																																																																																																																																																																																																																																																																						
Demolition and replacement of approximately 700 linear feet of seawall at the Charlotte Harbor Event and Conference Center. Design is being funded through the Capital Maintenance Program beginning in FY 2023.												An evaluation of the condition of the vertical seawall at the Charlotte Harbor Event and Conference Center due to the issue of settlement of the upland brick pavers and sidewalk was completed in 2019. The evaluation recommended replacement of the entire seawall to ensure the greatest useful life. The existing seawall is at least 37 years old and a moderate risk of failure.																																																																																																																																																																																																																																																																																																						
OPERATING BUDGET IMPACT:																																																																																																																																																																																																																																																																																																																		
Replacement will reduce the cost of maintenance and repair as a result of undermining.																																																																																																																																																																																																																																																																																																																		
<table border="1"> <thead> <tr> <th rowspan="2"></th> <th rowspan="2">Prior Actual</th> <th rowspan="2">Est FY25</th> <th colspan="3">Calc. for FY26</th> <th rowspan="2">FY26</th> <th rowspan="2">FY27</th> <th rowspan="2">FY28</th> <th rowspan="2">FY29</th> <th rowspan="2">FY30</th> <th rowspan="2">FY31</th> <th rowspan="2">FUTURE</th> <th rowspan="2">Total</th> </tr> <tr> <th>Orig. FY26</th> <th>Est c/o to FY26</th> <th>New \$ FY26</th> </tr> </thead> <tbody> <tr> <td colspan="14" style="text-align: center;">EXPENDITURE PLAN (000'S)</td> </tr> <tr> <td>Design/Arch/Eng</td> <td></td> <td></td> <td></td> <td></td> <td></td> <td></td> <td></td> <td></td> <td></td> <td></td> <td></td> <td></td> <td></td> </tr> <tr> <td>Land (or ROW)</td> <td></td> <td></td> <td></td> <td></td> <td></td> <td></td> <td></td> <td></td> <td></td> <td></td> <td></td> <td></td> <td></td> </tr> <tr> <td>Construction</td> <td></td> <td></td> <td></td> <td>3,008</td> <td></td> <td>3,008</td> <td></td> <td></td> <td></td> <td></td> <td></td> <td></td> <td>3,008</td> </tr> <tr> <td>Internal Costs</td> <td></td> <td></td> <td></td> <td></td> <td></td> <td></td> <td></td> <td></td> <td></td> <td></td> <td></td> <td></td> <td></td> </tr> <tr> <td>Equipment and Furnishings</td> <td></td> <td></td> <td></td> <td></td> <td></td> <td></td> <td></td> <td></td> <td></td> <td></td> <td></td> <td></td> <td></td> </tr> <tr> <td>Interest</td> <td></td> <td></td> <td></td> <td></td> <td></td> <td></td> <td></td> <td></td> <td></td> <td></td> <td></td> <td></td> <td></td> </tr> <tr> <td>Other Fees & Costs</td> <td></td> <td></td> <td></td> <td></td> <td></td> <td></td> <td></td> <td></td> <td></td> <td></td> <td></td> <td></td> <td></td> </tr> <tr> <td>Total Project Cost</td> <td></td> <td></td> <td></td> <td>3,008</td> <td></td> <td>3,008</td> <td></td> <td></td> <td></td> <td></td> <td></td> <td></td> <td>3,008</td> </tr> <tr> <td colspan="14" style="text-align: center;">FUNDING PLAN (000'S)</td> </tr> <tr> <td>Capital Projects Fund</td> <td></td> <td></td> <td></td> <td>3,008</td> <td></td> <td>3,008</td> <td></td> <td></td> <td></td> <td></td> <td></td> <td></td> <td>3,008</td> </tr> <tr> <td>Total Funding</td> <td></td> <td></td> <td></td> <td>3,008</td> <td></td> <td>3,008</td> <td></td> <td></td> <td></td> <td></td> <td></td> <td></td> <td>3,008</td> </tr> <tr> <td colspan="14" style="text-align: center;">LOAN REPAYMENT SCHEDULE (000'S)</td> </tr> <tr> <td>Total Loan Repayment</td> <td></td> <td></td> <td></td> <td></td> <td></td> <td></td> <td></td> <td></td> <td></td> <td></td> <td></td> <td></td> <td></td> </tr> <tr> <td colspan="14" style="text-align: center;">OPERATING BUDGET IMPACT (000'S)</td> </tr> <tr> <td>Personal Svc.</td> <td></td> <td></td> <td></td> <td></td> <td></td> <td></td> <td></td> <td></td> <td></td> <td></td> <td></td> <td></td> <td></td> </tr> <tr> <td>Non-personal</td> <td></td> <td></td> <td></td> <td></td> <td></td> <td></td> <td></td> <td></td> <td></td> <td></td> <td></td> <td></td> <td></td> </tr> <tr> <td>Capital</td> <td></td> <td></td> <td></td> <td></td> <td></td> <td></td> <td></td> <td></td> <td></td> <td></td> <td></td> <td></td> <td></td> </tr> <tr> <td>Total Operating</td> <td></td> <td></td> <td></td> <td></td> <td></td> <td></td> <td></td> <td></td> <td></td> <td></td> <td></td> <td></td> <td></td> </tr> </tbody> </table>													Prior Actual	Est FY25	Calc. for FY26			FY26	FY27	FY28	FY29	FY30	FY31	FUTURE	Total	Orig. FY26	Est c/o to FY26	New \$ FY26	EXPENDITURE PLAN (000'S)														Design/Arch/Eng														Land (or ROW)														Construction				3,008		3,008							3,008	Internal Costs														Equipment and Furnishings														Interest														Other Fees & Costs														Total Project Cost				3,008		3,008							3,008	FUNDING PLAN (000'S)														Capital Projects Fund				3,008		3,008							3,008	Total Funding				3,008		3,008							3,008	LOAN REPAYMENT SCHEDULE (000'S)														Total Loan Repayment														OPERATING BUDGET IMPACT (000'S)														Personal Svc.														Non-personal														Capital														Total Operating																									
	Prior Actual	Est FY25	Calc. for FY26			FY26	FY27	FY28	FY29	FY30	FY31				FUTURE	Total																																																																																																																																																																																																																																																																																																		
			Orig. FY26	Est c/o to FY26	New \$ FY26																																																																																																																																																																																																																																																																																																													
EXPENDITURE PLAN (000'S)																																																																																																																																																																																																																																																																																																																		
Design/Arch/Eng																																																																																																																																																																																																																																																																																																																		
Land (or ROW)																																																																																																																																																																																																																																																																																																																		
Construction				3,008		3,008							3,008																																																																																																																																																																																																																																																																																																					
Internal Costs																																																																																																																																																																																																																																																																																																																		
Equipment and Furnishings																																																																																																																																																																																																																																																																																																																		
Interest																																																																																																																																																																																																																																																																																																																		
Other Fees & Costs																																																																																																																																																																																																																																																																																																																		
Total Project Cost				3,008		3,008							3,008																																																																																																																																																																																																																																																																																																					
FUNDING PLAN (000'S)																																																																																																																																																																																																																																																																																																																		
Capital Projects Fund				3,008		3,008							3,008																																																																																																																																																																																																																																																																																																					
Total Funding				3,008		3,008							3,008																																																																																																																																																																																																																																																																																																					
LOAN REPAYMENT SCHEDULE (000'S)																																																																																																																																																																																																																																																																																																																		
Total Loan Repayment																																																																																																																																																																																																																																																																																																																		
OPERATING BUDGET IMPACT (000'S)																																																																																																																																																																																																																																																																																																																		
Personal Svc.																																																																																																																																																																																																																																																																																																																		
Non-personal																																																																																																																																																																																																																																																																																																																		
Capital																																																																																																																																																																																																																																																																																																																		
Total Operating																																																																																																																																																																																																																																																																																																																		

FY2026 Capital Improvements Budget / FY 2026 - FY 2031 Project Detail													Project No. c721403																		
GENERAL PROJECT DATA:		Status	In Progress	CONCURRENCY REQUIREMENTS			(Y/N)	PROJECT NEED CRITERIA		PROJECT SCHEDULE		FY26			FY27			FY28			FY29			FY30			FY31				
Project Title:		South County Regional Park		Does project add new capacity?			Yes	Safety	X	Design/Arch		1	2	3	4	1	2	3	4	1	2	3	4	1	2	3	4	1	2	3	4
Functional Area:		Culture and Recreation		Is project required to maintain level of service:				Mandate	X	Land/ROW																					
Department:		Community Services		- Within 5 years? List project in CIE			No	Replace	X	Construct																					
Location:		South County		- From 6 to 10 years? Monitor Annually			No	Growth	X	Equipment																					
PROJECT DESCRIPTION:													PROJECT RATIONALE (Include Additional LOS Detail, if necessary):																		
Design and engineering for the construction of 6 pickleball courts, site furniture, sports lighting, and a drivers stand for the RC car track.													South County Regional Park is a 1998 and 2002 Sales Tax Project. The adopted park master plan includes a soccer concession stand, additional athletic courts, and picnic pavilions. An FCT grant was utilized to purchase a portion of the property and requires land management activities and a picnic shelter.																		
OPERATING BUDGET IMPACT:													REPLACEMENT COUNTY PROPERTY NO.:																		
Add FT Maintenance worker (upgraded from an existing PT), minor adjustment to operating expenses.																															
				Calc. for FY26																											
	Prior Actual	Est FY25	Orig. FY26	Est c/o to FY26	New \$ FY26	FY26	FY27	FY28	FY29	FY30	FY31	FUTURE	Total																		
EXPENDITURE PLAN (000'S)																															
Design/Arch/Eng	77		-18	37	19								97																		
Land (or ROW)																															
Construction	2,520		713	-37	675								3,195																		
Internal Costs																															
Equipment																															
Interest																															
Other Fees & Costs																															
Total Project Cost	2,597		695		695								3,292																		
FUNDING PLAN (000'S)																															
Capital Projects Fund	1,771		695		695								2,465																		
Impact Fees	827												827																		
Total Funding	2,597		695		695								3,292																		
LOAN REPAYMENT SCHEDULE (000'S)																															
Total Loan Repayment																															
ANNUAL OPERATING BUDGET IMPACT (000'S)																															
Personal Svc.				40	40	40	40	40	40	40	40	40	240																		
Non-personal				16	16	16	16	16	16	16	16	16	93																		
Capital																															
Total Operating				56	56	56	56	56	56	56	56	56	333																		



FY2026 Capital Improvements Budget / FY 2026 - FY 2031 Project Detail											Project No.		c722404																					
GENERAL PROJECT DATA:			Status	In Progress	CONCURRENCY REQUIREMENTS (Y/N)				PROJECT NEED CRITERIA		PROJECT SCHEDULE		FY26	FY27	FY28	FY29	FY30	FY31																
Project Title:			GC Herring Park Phase 2		Does project add new capacity? Yes				Safety		Design/Arch		1	2	3	4	1	2	3	4														
Functional Area:			Community Services		Is project required to maintain level of service:				Mandate		Land/ROW																							
Department:			Community Services		- Within 5 years? List project in CIE N/A				Replace		Construct																							
Location:			West County		- From 6 to 10 years? Monitor Annually N/A				Growth		Equipment																							
PROJECT DESCRIPTION:																																		
Completion of GC Herring Park master plan. Amenities may include a community building, boardwalk, lighting the sport courts additional pavilions, 8'-10' wide boardwalks through the wetland and over water, trail boardwalk overlook, fishing pier/t-dock, and all necessary park furniture and FFE.																																		
Initial phase of GC Herring was from 2020 Sales Tax Extension.																																		
OPERATING BUDGET IMPACT:																																		
Additional operating costs for maintenance of new amenities																																		
<table border="1"> <thead> <tr> <th rowspan="2"></th> <th rowspan="2">Prior Actual</th> <th rowspan="2">Est FY25</th> <th colspan="2">Calc. for FY26</th> <th rowspan="2">FY26</th> <th rowspan="2">FY26</th> <th rowspan="2">FY27</th> <th rowspan="2">FY28</th> <th rowspan="2">FY29</th> <th rowspan="2">FY30</th> <th rowspan="2">FY31</th> <th rowspan="2">FUTURE</th> <th rowspan="2">Total</th> </tr> <tr> <th>Orig. Est FY26</th> <th>Est c/o New \$ to FY26</th> </tr> </thead> </table>																				Prior Actual	Est FY25	Calc. for FY26		FY26	FY26	FY27	FY28	FY29	FY30	FY31	FUTURE	Total	Orig. Est FY26	Est c/o New \$ to FY26
	Prior Actual	Est FY25	Calc. for FY26		FY26	FY26	FY27	FY28	FY29	FY30	FY31	FUTURE	Total																					
			Orig. Est FY26	Est c/o New \$ to FY26																														
EXPENDITURE PLAN (000'S)																																		
Design/Arch/Eng									307				307																					
Land (or ROW)																																		
Construction								4,459					4,459																					
Internal Costs																																		
Equipment and Furnishings																																		
Interest																																		
Other Fees & Costs																																		
Total Project Cost								4,765					4,765																					
FUNDING PLAN (000'S)																																		
Pending Sales Tax 2026									4,765				4,765																					
Total Funding								4,765					4,765																					
LOAN REPAYMENT SCHEDULE (000'S)																																		
Total Loan Repayment																																		
ANNUAL OPERATING BUDGET IMPACT (000'S)																																		
Personal Svc.																																		
Non-personal									27	27			54																					
Capital																																		
Total Operating									27	27			54																					



FY2026 Capital Improvements Budget / FY 2026 - FY 2031 Project Detail													Project No.		c722103																																								
GENERAL PROJECT DATA:		Status	In Progress	CONCURRENCY REQUIREMENTS		(Y/N)	PROJECT NEED CRITERIA		PROJECT SCHEDULE		FY26		FY27		FY28		FY29		FY30		FY31																																		
Project Title: Myakka River Park				Does project add new capacity?		Yes	Safety		Desgn/Arch		1	2	3	4	1	2	3	4	1	2	3	4	1	2	3	4																													
Functional Area: Parks and Recreation				Is project required to maintain level of service:			Mandate		Land/ROW																																														
Department: Community Services				- Within 5 years? List project in CIE		No	Replace		Construct																																														
Location: West County				- From 6 to 10 years? Monitor Annually		Yes	Growth		Equipment																																														
PROJECT DESCRIPTION:													PROJECT RATIONALE (Include Additional LOS Detail, if necessary):																																										
Phase I of development of Myakka River Park to include a park entrance, shell parking, shell trails, off-road bicycle trails, and sand paddling launch.													Myakka River Park is a waterfront park located on the Myakka River in Gulf Cove. The park is one of the largest undeveloped parcels in inventory. Access to the park has been restricted due to illicit activities.																																										
The design element for this project was initially funded in the master plan in the adopted FY19 Capital Maintenance plan (p78.19061)													A park master plan was completed in 2020. Initial trails for off-road biking will be developed in-house as well as by volunteers.																																										
OPERATING BUDGET IMPACT:																																																							
FT Maint Worker, Pickup Truck, 4x4 Pickup, gator, trailer, uniforms, fuel and operating supplies.																																																							
Initial design comes from the Capital Maintenance Plan, master plan task, transferred to this new project.																																																							
<table border="1"> <thead> <tr> <th colspan="2"></th> <th colspan="5">Calc. for FY26</th> <th colspan="11"></th> </tr> <tr> <th>Prior Actual</th> <th>Est FY25</th> <th>Orig. FY26</th> <th>Est c/o to FY26</th> <th>New \$ FY26</th> <th></th> <th>FY26</th> <th>FY27</th> <th>FY28</th> <th>FY29</th> <th>FY30</th> <th>FY31</th> <th>FUTURE</th> <th>Total</th> </tr> </thead> </table>															Calc. for FY26																Prior Actual	Est FY25	Orig. FY26	Est c/o to FY26	New \$ FY26		FY26	FY27	FY28	FY29	FY30	FY31	FUTURE	Total											
		Calc. for FY26																																																					
Prior Actual	Est FY25	Orig. FY26	Est c/o to FY26	New \$ FY26		FY26	FY27	FY28	FY29	FY30	FY31	FUTURE	Total																																										
EXPENDITURE PLAN (000'S)																																																							
Design/Arch/Eng		152	7		16	16								175																																									
Land (or ROW)																																																							
Construction					776	776								776																																									
Internal Costs																																																							
Equipment																																																							
Interest																																																							
Other Fees & Costs																																																							
Total Project Cost		152	7		792	792								951																																									
FUNDING PLAN (000'S)																																																							
Capital Projects Fund		83												83																																									
Impact Fees		69	7		792	792								868																																									
Total Funding		152	7		792	792								951																																									
LOAN REPAYMENT SCHEDULE (000'S)																																																							
Total Loan Repayment																																																							
ANNUAL OPERATING BUDGET IMPACT (000'S)																																																							
Personal Svc.							150	150	150	150	150			749																																									
Non-personal							30	30	30	30	30			151																																									
Capital							153							153																																									
Total Operating							333	180	180	180	180			1,053																																									

FY2026 Capital Improvements Budget / FY 2026 - FY 2031 Project Detail

Project No. c722207

GENERAL PROJECT DATA:		Status	In Progress	CONCURRENCY REQUIREMENTS		(Y/N)
Project Title:	Placida Passive Park Phase 1	Does project add new capacity?	Y/N	PROJECT NEED CRITERIA		
Functional Area:	Parks and Recreation	Is project required to maintain level of service:		Safety		
Department:	Community Services	- Within 5 years? List project in CIE	Y/N	Mandate	X	
Location:	West County	- From 6 to 10 years? Monitor Annually	Y/N	Replace		
				Growth	X	

PROJECT SCHEDULE	FY26			FY27			FY28			FY29			FY30			FY31				
	1	2	3	4	1	2	3	4	1	2	3	4	1	2	3	4	1	2	3	4
Design/Arch																				
Land/ROW																				
Construct																				
Equipment																				

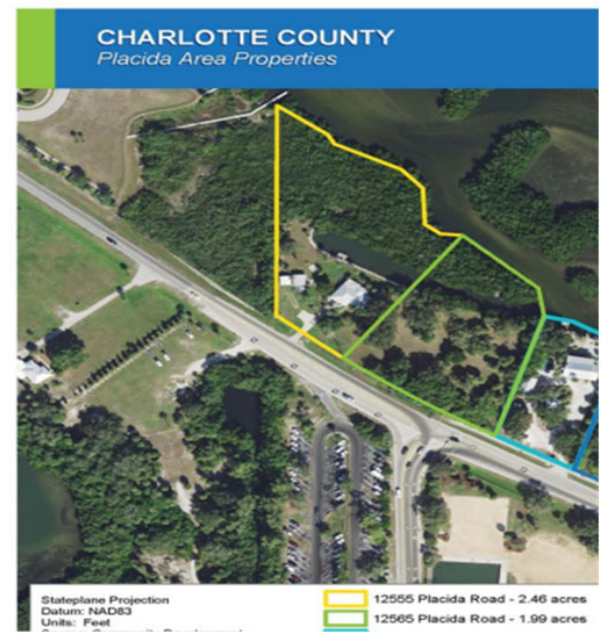
PROJECT DESCRIPTION: Acquire parcels for future development as a kayak launch site and passive park. The project will be expanded to include master plan, amenities and other costs as the plan is developed. Initial costs (pre-master plan) include demolition of existing facilities excluding the dock, evaluation of the dock and shoreline, removal of exotics, and processing a zoning and FLUM change. Approved via Budget Adjustment BA22-140, June 14, 2022.

Parcels located at	Contract Price	Closing Costs	Total Higher than projected	
12555 Placida Road	\$ 932,600	\$ 8,118	\$ 940,718	\$ 3,000
12565 Placida Road	\$ 725,090	\$ 4,080	\$ 729,170	\$ -
	<u>\$ 1,657,690</u>	<u>\$ 12,198</u>	<u>\$ 1,669,888</u>	<u>\$ 3,000</u>

PROJECT RATIONALE (Include Additional LOS Detail, if necessary):
To keep property adjacent to natural waterways open and available to the public.

OPERATING BUDGET IMPACT:
A part time maintenance worker, vehicle and minimal operating costs are identified under operating impacts. Additional operating costs (including additional staff) will be indentified after a master plan is developed.

	Prior Actual	Est FY25	Calc. for FY26			FY26	FY27	FY28	FY29	FY30	FY31	FUTURE	Total
			Orig. FY26	Est c/o to FY26	New \$ FY26								
EXPENDITURE PLAN (000'S)													
Design/Arch/Eng													
Land (or ROW)	1,713			-46	46								1,713
Construction				136	-46	90							90
Internal Costs													
Equipment and Furnishin				3		3							3
Interest													
Other Fees & Costs	9												9
Total Project Cost	1,722			93		93							1,815
FUNDING PLAN (000'S)													
Sales Tax 2014	1,722			93		93							1,815
Total Funding	1,722			93		93							1,815
LOAN REPAYMENT SCHEDULE (000'S)													
Total Loan Repayment													
ANNUAL OPERATING BUDGET IMPACT (000'S)													
Personal Svc.						23	23	23	23	23			113
Non-personal						26	26	26	26	26			129
Capital						60							60
Total Operating						108	48	48	48	48			302



FY2026 Capital Improvements Budget / FY 2026 - FY 2031 Project Detail Project No. **c722607**

GENERAL PROJECT DATA:		Status	New	CONCURRENCY REQUIREMENTS	(Y/N)	PROJECT NEED CRITERIA	PROJECT SCHEDULE	FY26	FY27	FY28	FY29	FY30	FY31
Project Title:	Placida Passive Park Phase 2			Does project add new capacity?	Y	Safety							
Functional Area:	Parks and Recreation			Is project required to maintain level of service:		Mandate							
Department:	Community Services			- Within 5 years? List project in CIE	Y/N	Replace							
Location:	West County			- From 6 to 10 years? Monitor Annually	Y/N	Growth	X						

PROJECT DESCRIPTION:
 Purchase 12.9 acres of waterfront property in Placida adjacent to 4.5 acres purchased in 2022. Design services for development of a Master Plan will include public outreach for a potential kayak launch, playground, medium pavilion and grill, natural trails, benches, park hardware, restrooms, and shoreline restoration. Initial requirements include determination of existing conditions, evaluation of the dock, shoreline, and structures; possible demolition of existing buildings; removal of exotics, and processing a zoning and FLUM change.

PROJECT RATIONALE (Include Additional LOS Detail, if necessary):
 The county purchased 4.5 acres of waterfront property in Placida in 2022 for a passive park for public use. An adjacent 12.9 acres are available. The project is in alignment with the Parks and Recreation Master Plan and the 2050 Comprehensive Plan.

OPERATING BUDGET IMPACT:
 PT Maint Worker, truck, UTV, trailer, uniforms, fuel and operating supplies.

	Prior Actual	Est FY25	Calc. for FY26			FY26	FY27	FY28	FY29	FY30	FY31	FUTURE	Total
			Orig. FY26	Est c/o FY26	New \$ FY26								
EXPENDITURE PLAN (000'S)													
Design/Arch/Eng					112								112
Land (or ROW)						15,464							15,464
Construction							1,789						1,789
Internal Costs													
Equipment & Furnishings													
Interest													
Other Fees & Costs													
Total Project Cost						15,577	1,789						17,366
FUNDING PLAN (000'S)													
Capital Projects Fund							112	1,789					1,902
Pending Sales Tax 2026							15,464						15,464
Total Funding						15,577	1,789						17,366
LOAN REPAYMENT SCHEDULE (000'S)													
Total Loan Repayment													
ANNUAL OPERATING BUDGET IMPACT (000'S)													
Personal Svc.							23	23	23	23			92
Non-personal							16	16	16	16			64
Capital							50	25					75
Total Operating							89	64	39	39			231



FY2026 Capital Improvements Budget / FY 2026 - FY 2031 Project Detail											Project No. c722610																					
GENERAL PROJECT DATA:			Status	New	CONCURRENCY REQUIREMENTS			(Y/N)	PROJECT NEED CRITERIA		PROJECT SCHEDULE	FY26		FY27		FY28		FY29		FY30		FY31										
Project Title:		Placida Bunk House		Does project add new capacity?			Y/N		Safety		Design/Arch		1	2	3	4	1	2	3	4	1	2	3	4	1	2	3	4	1	2	3	4
Functional Area:		Parks and Recreation		Is project required to maintain level of service:			Y/N		Mandate		Land/ROW																					
Department:		Community Services		- Within 5 years? List project in CIE			Y/N		Replace		Construct																					
Location:		West County		- From 6 to 10 years? Monitor Annually			Y/N		Growth		Equipment																					
PROJECT DESCRIPTION:											PROJECT RATIONALE (Include Additional LOS Detail, if necessary):																					
Roof replacement of the building, including restoration of wood roof deck and structural roof framing. Structural repairs to wood balloon framed wall construction and completion of structural load path connections through the wood framing members Restoration of the weather-tight integrity of the building's materials, treatment of wood components New accessible interpretive walking path around exterior of bunk house to shadow box locations. Post mounted informational plaques denoting bunkhouse history mounted along the interpretative path. Remove all interior debris and decaying materials. Re-work existing shoring as determined by structural											In 2005, Charlotte County acquired the Placida Bunkhouse. The bunkhouse was moved to it's current location in 2007. Since that time, the County has performed several stabilization projects to include: interior structural supports, flooring stablization, exterior sheathing, roofing, window securing and security fencing.																					
Option #1 - replace windows & exterior doors; remove interior wall, ceiling finishes, light fixtures; create 'shadowbox' displays; provide electrical for fu motion activated or push button audio accompaniment of displays											The bunkhouse is in need of additional work to ensure the facility is stable moving forward.																					
Option #2 - replace windows & exterior doors; restore room adjacent to kitch, shoring walls; restore light fixtures, provide motion activated or push button audio accompaniment of displays, create 5 other shadowbox displays																																
OPERATING BUDGET IMPACT:																																
No operating impact.																																
											Calc. for FY26																					
	Prior Actual	Est FY25	Orig. FY26	Est c/o FY26	New \$ FY26	FY26	FY27	FY28	FY29	FY30	FY31	FUTURE	Total																			
EXPENDITURE PLAN (000'S)																																
Design/Arch/Eng													240	240																		
Land (or ROW)																																
Construction													960	960																		
Internal Costs																																
Equipment & Furnishings																																
Interest																																
Other Fees & Costs																																
Total Project Cost													1,200	1,200																		
FUNDING PLAN (000'S)																																
Capital Projects Fund													1,200	1,200																		
Total Funding													1,200	1,200																		
LOAN REPAYMENT SCHEDULE (000'S)																																
Total Loan Repayment																																
ANNUAL OPERATING BUDGET IMPACT (000'S)																																
Personal Svc.																																
Non-personal																																
Capital																																
Total Operating																																



This page intentionally left blank

FY2026 Capital Improvements Budget / FY 2026 - FY 2031 Project Detail													Project No.												
GENERAL PROJECT DATA:					COMPREHENSIVE PLAN INFORMATION:					PROJECT NEED CRITERIA		PROJECT SCHEDULE		FY26	FY27	FY28	FY29	FY30	FY31						
Project Title: Section R County Road & Sidewalk Infrastructure					Project listed in CIE?					Safety		Desgn/Arch		1	2	3	4	1	2	3	4				
Functional Area: Road Improvements					Comp. Plan reference:					Mandate		Land/ROW													
Department: Public Works/Engineering					LOS/Concurrency Related:					Replace		Construct													
Location:										Growth		Equipment													
PROJECT DESCRIPTION:													PROJECT RATIONALE (Include Additional LOS Detail, if necessary):												
OPERATING BUDGET IMPACT:																									
													Calc. for FY26												
													Prior Actual	Est FY25	Orig. FY26	Est c/o to FY26	New \$ FY26	FY26	FY27	FY28	FY29	FY30	FY31	FUTURE	Total
EXPENDITURE PLAN (000'S)																									
Design/Arch/Eng	17,307	1,051	410	11,667	37	12,114	1,110	4,790	947	385	393	11,447	49,543												
Land (or ROW)	39,718	303	100	21,806	37,782	59,688	107	165	6,434	176	182	28,525	135,298												
Mitigation Land																									
Construction	94,370	1,374	56,053	54,773	-51,842	58,984	159,716	94,359	8,520	36,732	3,380	100,597	558,030												
Utilities Construction	4,161												4,161												
Internal Costs	6,774	141	220	2,074	-200	2,094	3,010	1,195	230	832	150	2,267	16,693												
Landscaping																									
Interest	1,354	268	245			245	222	198	174	149	124	237	2,971												
Other Fees & Costs	109												109												
Equipment																									
Total Project Cost	163,792	3,136	57,028	90,319	-14,222	133,125	164,165	100,707	16,304	38,275	4,229	143,072	766,805												
FUNDING PLAN (000'S)																									
Gas Tax (Capital)	16,382	-1,106	30	-808	-407	-1,185	860					8,137	23,088												
Road Impact Fees	34,187	1,932	4,770	46,118	4,230	55,118	38,705	6,408	5,808	4,163	4,229	1,487	152,038												
Sales Tax 2002																									
Sales Tax 2009	59,179	29		2,959	207	3,165							62,373												
Sales Tax 2014	17,620	376		8,301		8,301							26,296												
Sales Tax 2020	2,723	1,828	4,870	4,830	10,475	20,175	30,412						55,137												
Sales Tax 2020 Tier 2							10,000						10,000												
Pending Sales Tax 2026					18,594	18,594	41,040	94,299	6,263	34,111		126,881	321,188												
Utility Operations & Maint	10			5,215	-4,725	490						6,567	7,067												
TIF	335	68		1,144	4,657	5,800							6,203												
Grants	14,289			21,857		21,857		4,234					40,379												
Developer Contribution	31												31												
Other																									
Solid Waste Enterprise Fund	1	4		562		562							566												
Ad valorem (Lighting District)				143		143							150												
Debt Proceeds	18,132												18,132												
MSBU/TU Assessments	905												905												
Grants Pending			47,358		-47,253	105	43,147						43,252												
Total Funding	163,792	3,136	57,028	90,319	-14,222	133,125	164,165	100,707	16,304	38,275	4,229	143,072	766,805												
LOAN REPAYMENT SCHEDULE (000'S)																									
Road Impact Fees	3,617	1,150	1,173	566		1,739	1,197	1,220	1,244	1,269	1,294	5,402	18,132												
Capital Projects Fund																									
Total Loan Repayment	3,617	1,150	1,173	566		1,739	1,197	1,220	1,244	1,269	1,294	5,402	18,132												
OPERATING BUDGET IMPACT (000'S)																									
Personal Svc.			18		115	133	343	354	518	602	610	36	2,596												
Non-personal			120		351	471	1,187	1,283	2,169	2,445	2,485	191	10,232												
Capital																									
Total Operating			138		466	604	1,531	1,637	2,687	3,047	3,094	227	12,828												

FY2026 Capital Improvements Budget / FY 2026 - FY 2031 Project Detail **Project No. c411620**

GENERAL PROJECT DATA:		Status	In Progress	CONCURRENCY REQUIREMENTS		(Y/N)	PROJECT NEED	PROJECT	FY26	FY27	FY28	FY29	FY30	FY31
Project Title:	Intersection Improvements at Various Locations			Does project add new capacity?		Yes	CRITERIA	SCHEDULE	1 2 3 4	1 2 3 4	1 2 3 4	1 2 3 4	1 2 3 4	1 2 3 4
Functional Area:	Road Improvements			Is project required to maintain level of service:			Safety	X	Design/Arch					
Department:	Public Works/Engineering			- Within 5 years? List project in CIE		No	Mandate		Land/ROW					
Location:	Mid County			- From 6 to 10 years? Monitor Annually		No	Replace		Construct					
							Growth	X	Equipment					

PROJECT DESCRIPTION:
 This is a project to analyze and recommend short term and long term options with respect to intersection improvements, including, but not limited to turn lane improvements at various intersections in the County to improve traffic flows and relieve congestion.

 These projects will be prioritized based on data, safety, and need.

PROJECT RATIONALE (Include Additional LOS Detail, if necessary):
 This project will provide additional capacity at various busy intersections while enhancing the public safety.

 With these intersection improvements, traffic will flow better and will reduce the congestion at these intersections during peak hours.

OPERATING BUDGET IMPACT:

Minimal impacts expected for existing intersections.	Total Length in Miles	0
	Lane Miles Added	0
	Lane Miles Rebuilt	0
	New Intersections Signalized	0
	New Intersections (Non-Signl)	0

LOS INFORMATION
 Adopted LOS D *Future column is not programmed; it is listed for County planning purposes only.
 Current LOS D

	Prior Actual	Est FY25	Calc. for FY26			FY26	FY27	FY28	FY29	FY30	FY31	FUTURE	Total
			Orig. FY26	Est c/o to FY26	New \$ FY26								
EXPENDITURE PLAN (000'S)													
Design/Arch/Eng	1,061	165	260	1,044	-801	503	960	276	228	235	243		3,671
Land (or ROW)	1		100	699	-77	722	107	165	171	176	182		1,524
Mitigation Land													
Construction	542		2,575	7,572	294	10,441	4,656	4,469	3,935	2,303	2,380		28,727
Internal Costs	108	12	65	138	-200	3	50	50	50	50	50		373
Landscaping													
Interest													
Other Fees & Costs													
Total Project Cost	1,712	177	3,000	9,454	-784	11,670	5,773	4,960	4,384	2,764	2,855		34,295
FUNDING PLAN (000'S)													
Gas Tax (Capital)	672												672
Developer Contribution	18												18
Road Impact Fees	1,022	177	3,000	9,454	-784	11,670	5,773	4,960	4,384	2,764	2,855		33,605
Total Funding	1,712	177	3,000	9,454	-784	11,670	5,773	4,960	4,384	2,764	2,855		34,295
LOAN REPAYMENT SCHEDULE (000'S)													
Total Loan Repayment													
ANNUAL OPERATING BUDGET IMPACT (000'S)													
Personal Svc.							6	11	17	17	17		68
Non-personal													
Capital													
Total Operating							6	11	17	17	17		68

FY26
 Gasparilla Rd at Ingram Blvd
 Gasparilla Rd at Rotonda Blvd E
 Gasparilla Rd at Keystone Blvd
 Gasparilla at San Domingo
 Veterans at Atwater
 Veterans Blvd and Torrington
 Midway Blvd and Elkcam Blvd
 SR 776 at Enterprise Dr
 Veterans Blvd at Norman
 Veterans Blvd at Loveland

FY29
 Veterans Blvd at Yorkshire

FY30
 Gasparilla Rd at Appleton Blvd
 Veterans at Orlando
 Sandhill Blvd at Rio De Janeiro Ave

FY31
 Midway Blvd and Elkcam Blvd signal

FY27
 Hillsborough Blvd at Prineville St
 Deep Creek Element. @ Harborview
 Veterans Blvd at Harbor Blvd.
 Peachland at Harbor

FY28
 Marathon Blvd at Gasparilla Rd
 Edgewater Dr and Gardner Blvd
 Veterans Blvd at Paulson Blvd
 Quesada and Cochran
 Winchester at SR 776

FY2026 Capital Improvements Budget / FY 2026 - FY 2031 Project Detail **Project No. c721503**

GENERAL PROJECT DATA:		Status	In Progress	CONCURRENCY REQUIREMENTS	(Y/N)	PROJECT NEED	PROJECT	FY26	FY27	FY28	FY29	FY30	FY31
Project Title:	Multi Use Path-On Road			Does project add new capacity?	Y	CRITERIA	SCHEDULE	1 2 3 4	1 2 3 4	1 2 3 4	1 2 3 4	1 2 3 4	1 2 3 4
Functional Area:	Pedestrian Facilities			Is project required to maintain level of service:	Y	Safety	Design/Arch						
Department:	Public Works/Engineering			- Within 5 years? List project in CIE	Y	Mandate	Land/ROW						
Location:	Countywide			- From 6 to 10 years? Monitor Annually	Yes/No	Replace	Construct						
						Growth	Equipment						

PROJECT DESCRIPTION:
 Charlotte County's parks have many trails that do not connect to major roads. The addition of connecting trails from existing parks to bike lanes and other trails provides unhindered access to the parks. Construct multi-use trails for walkways and bikeways that complete projects, close gaps, or provide linkages in the existing trail, sidewalk and bikeway network. Master plan was completed and a preliminary list of projects was approved at the May 21, 2019 Board Workshop.

\$3.8 million from the 2014 Sales Tax Referendum was allocated to this project. Estimated completion is January, 2021.

OPERATING BUDGET IMPACT:
 Additional operating costs as a result of annual activities for edging and trimming, or sweeping.

PROJECT RATIONALE (Include Additional LOS Detail, if necessary):
 Construct 10 miles of multi-trails and/or bikeways -collector and arterial streets serving schools, commercial areas, and parks as a funding priority over other sidewalks/bikeways.

Community Services coordinated development of a trails master plan with the Metropolitan Planning Organization to ensure continuity of planned links.

	Prior Actual	Est FY25	Calc. for FY26			FY26	FY27	FY28	FY29	FY30	FY31	FUTURE	Total
			Orig. FY26	Est c/o to FY26	New \$ FY26								
EXPENDITURE PLAN (000'S)													
Design/Arch/Eng	418												418
Land (or ROW)	3			41		41							44
Construction	2,862			138		138							3,000
Internal Costs	320			18		18							338
Equipment													
Interest													
Other Fees & Costs													
Total Project Cost	3,603			197		197							3,800
FUNDING PLAN (000'S)													
Sales Tax 2014	3,603			197		197							3,800
Total Funding	3,603			197		197							3,800
LOAN REPAYMENT SCHEDULE (000'S)													
Total Loan Repayment													
ANNUAL OPERATING BUDGET IMPACT (000'S)													
Personal Svc.													
Non-personal							36	36	37	37	38		184
Capital													
Total Operating							36	36	37	37	38		184

1. Port Charlotte Blvd - Edgewater to US 41, Single Use Path, One side
2. Kings Highway - Veterans to Sandhill, Sidewalk one side, separated bike lane, one way
3. Loveland - Peachland to Veterans, Single Use Path, One side
4. Cape Haze Pioneer Trail (near Rotonda Blvd E.) Enhanced crosswalk
5. SUN Trail - Pioneer Trail to Boca Grande Causeway - Single Use Path, one side
6. Harness Trailhead to Gasparilla Road
7. SR776 @ Fairgrounds - Crossing Enhancements/Traffic Signal

FY2026 Capital Improvements Budget / FY 2026 - FY 2031 Project Detail Project No. **c412104**

GENERAL PROJECT DATA:		Status	In Progress	CONCURRENCY REQUIREMENTS		(Y/N)	PROJECT NEED	PROJECT	FY26	FY27	FY28	FY29	FY30	FY31
Project Title:	Regional Bicycle-Pedestrian Trails			Does project add new capacity?	Yes		CRITERIA	SCHEDULE	1 2 3 4	1 2 3 4	1 2 3 4	1 2 3 4	1 2 3 4	1 2 3 4
Functional Area:	Pedestrian Mobility			Is project required to maintain level of service:			Safety	Design/Arch						
Department:	Community Services & Public Works			- Within 5 years? List project in CIE	N/A		Mandate	Land/ROW						
Location:	County Wide			- From 6 to 10 years? Monitor Annually	N/A		Replace	Construct						
							Growth	Equipment						

PROJECT DESCRIPTION:
 Implementation of the Regional Bicycle Pedestrian Master Plan projects and County sidewalk connection program. The project includes potential purchase of right of way, design and construction services.

The BCC approved a list of sidewalks on April 27, 2021.

A total of \$6.0 million was allocated in Tier 1 from the 2020 Sales Tax Extension.

PROJECT RATIONALE (Include Additional LOS Detail, if necessary):
 The Board of County Commissioners and the Metropolitan Planning Organization approved the Regional Bicycle Pedestrian Master Plan in 2019. Additional funding is needed to continue progress to implement the plan.

OPERATING BUDGET IMPACT:
 The operating cost will depend on the number of miles constructed. In 2019, the average annual cost to maintain one mile of sidewalk is \$2,890, based on 38 cycles per year. This is for minimum maintenance such as mowing and edging. Personal Services is to included in the Lighting District maintenance plan for pedestrian signalizations.

	Prior Actual	Est FY25	Calc. for FY26			FY26	FY27	FY28	FY29	FY30	FY31	FUTURE	Total
			Orig. FY26	Est c/o to FY26	New \$ FY26								
EXPENDITURE PLAN (000'S)													
Design/Arch/Eng	411	206		646		646							1,264
Land (or ROW)													
Construction	1,427	1,373		1,536		1,536							4,336
Internal Costs	218	72		110		110							400
Equipment													
Interest													
Other Fees & Costs													
Total Project Cost	2,056	1,652		2,292		2,292							6,000
FUNDING PLAN (000'S)													
Sales Tax 2020	2,056	1,652		2,292		2,292							6,000
Total Funding	2,056	1,652		2,292		2,292							6,000
LOAN REPAYMENT SCHEDULE (000'S)													
Total Loan Repayment													
ANNUAL OPERATING BUDGET IMPACT (000'S)													
Personal Svc.							1	1	1	1	1		5
Non-personal Capital							16	48	80	82	83		309
Total Operating							17	49	81	83	84		314

List approved April 27, 2021

- Phase Sidewalk Segment or Crossing
- FY25 In Design**
- 41411 SW Segmt Rampart Blvd Luther-Rio DeJ
 - 41412 SW Segmt Rampart Blvd Vic Est-Luther
 - 41413 SW Segmt Caring Way Olean-Gertrude
 - 41414 SW Segmt Brinson Av-CarWay-Harbor
 - 41418 SW Segmt Atwater St Veterans -Hillsbrgh
 - 41420 SW Segmt Cleveland Dr US17-Riverside
- FY25 In Construction**
- Quesada Av including Forrest Nelson Ped Signal
 - 41417 SW Segmt Fruitlnd/AveAmer SanC-Gulfstrm
 - 41421 SW Segmt Quesada Av ForrNel-Cochrn
 - 41421 Crossing Quesada Av @ForrNel-signalized ped
- Completed**
- Crossing on Gasparilla for Cape Haze Pioneer Trail connection
 - Marathon Cape Haze Trailto Gasparilla
 - Sunset Blvd
 - 41416 SW Segmt Marathon Blv Cape HazeTrl-Gasparilla
 - 41419 SW Segmt Sunset Blv Bermont Rd-SFairwy
 - 41423 Crossing Gasparilla Rd near Marina
- On Hold**
- 41415 SW Segmt Airport Rd-FSW-Piper

FY2026 Capital Improvements Budget / FY 2026 - FY 2031 Project Detail **Project No. c412203**

GENERAL PROJECT DATA:		Status	In Progress	CONCURRENCY REQUIREMENTS (Y/N)		PROJECT NEED CRITERIA		PROJECT SCHEDULE		FY26		FY27		FY28		FY29		FY30		FY31					
Project Title:	Road Right of Way Mapping			Does project add new capacity?	No	Safety		Desgn/Arch		1	2	3	4	1	2	3	4	1	2	3	4	1	2	3	4
Functional Area:	Road Improvements			Is project required to maintain level of service:		Mandate		Land/ROW																	
Department:	Public Works\Engineering			- Within 5 years? List project in CIE	No	Replace		Construct																	
Location:	County wide			- From 6 to 10 years? Monitor Annually	No	Growth	X	Equipment																	

PROJECT DESCRIPTION:
 Creating ROW maps for road widening projects where roadways are not on properties with the improper zoning. This facet of a road project would normally be carried out within the road widening design contract, but was inadvertently omitted for the listed roads.

PROJECT RATIONALE (Include Additional LOS Detail, if necessary):
 There are several Roadways in the County that have been widened with no changes made to the ROW maps. Plats of areas do not represent the roadway as constructed and zoning of properties within the roadways are not correct.

OPERATING BUDGET IMPACT:
 No additional operating impacts result from this project.

REPLACEMENT COUNTY PROPERTY NO.:

	Prior Actual	Est FY25	Calc. for FY26			FY26	FY27	FY28	FY29	FY30	FY31	FUTURE	Total
			Orig. FY26	Est c/o to FY26	New \$ FY26								
EXPENDITURE PLAN (000'S)													
Design/Arch/Eng	31	39		205		205							274
Land (or ROW)													
Construction													
Internal Costs	1	.6		3		3							4
Equipment													
Interest													
Other Fees & Costs													
Total Project Cost	31	39		207		207							278
FUNDING PLAN (000'S)													
Gas Tax (Capital)													
Road Impact Fees	31	39		207		207							278
Total Funding	31	39		207		207							278
LOAN REPAYMENT SCHEDULE (000'S)													
Total Loan Repayment													
ANNUAL OPERATING BUDGET IMPACT (000'S)													
Personal Svc.													
Non-personal													
Capital													
Total Operating													

List of Roadways:
 Winchester Bvd. South
 Edgewater Phase 2
 In Progress Contract 22-281, PO 2022-2187, 5/4/22
 Burnt Store Road Phases 1 and 3
 Piper Road ROW mapping is funded in the Piper Road Sales Tax project

FY2026 Capital Improvements Budget / FY 2026 - FY 2031 Project Detail													Project No. c410918											
GENERAL PROJECT DATA:			Status	In Progress	CONCURRENCY REQUIREMENTS			(Y/N)	PROJECT NEED		PROJECT		FY26	FY27	FY28	FY29	FY30	FY31						
Project Title:			Sidewalks 2009 Sales Tax Extension		Does project add new capacity?			No	CRITERIA		SCHEDULE		1	2	3	4	1	2	3	4	1	2	3	4
Functional Area:			Pedestrian Facilities		Is project required to maintain level of service:				Safety		Design/Arch													
Department:			Public Works/Engineering		- Within 5 years? List project in CIE			No	Mandate		Land/ROW													
Location:			County-Wide		- From 6 to 10 years? Monitor Annually			No	Replace		Construct													
Location:									Growth		Equipment													
PROJECT DESCRIPTION:													PROJECT RATIONALE (Include Additional LOS Detail, if necessary):											
<p>This is a comprehensive sidewalk installation program with funding included in the 2009 Sales Tax Extension, providing pedestrian links from neighborhoods to various schools throughout the County and eliminating missing sidewalk links in older neighborhoods and commercial areas.</p> <p>This project was selected for inclusion in the 2008 Sales Tax Referendum and is fully funded by Sales Tax funds. CCU costs related to sidewalk construction are being paid from CCU projects funded with the 2009 Sales Tax funds; the project will be adjusted for those costs once they are known.</p> <p>Additional funding of \$1,520,000 was added by BCC action 10/23/18 for Ellicott Circle and Riverside Drive.</p>													<p>The sidewalk program has been very popular with residents and this will be a continuation of that program to provide safe pedestrian and bike access to schools, recreation centers, commercial/medical centers, and other public facilities. This is a retrofit program to improve mobility for pedestrians and bicyclists throughout the County since many of the existing developed areas have relatively narrow roadways that were not designed to accommodate pedestrians or bicyclists. This is an on-going program to enhance this mode of travel.</p>											
OPERATING BUDGET IMPACT:													COMMITTED SIDEWALKS											
Additional operating costs as a result of annual activities for edging and trimming.													Year 1 Plan											
													Collingswood Blvd. Toledo Blade Blvd. to Edgewater											
													Alton Road Midway Blvd. to Sheehan Blvd.											
													Manor SR776 to CR 775											
													Rebel Court Bonita Drive to Boundry Blvd.											
													Boundary Blvd Rebel Ct to Vineland Elementary											
													Florida Street Riverside Drive to Carmalita St.											
													South Fairway Drive Golf Course Blvd. to Sunset Blvd.											
													Year 2 Plan											
													Beacon Drive Midway Blvd. to Peachland Blvd											
													Sheehan Blvd Noble Terrace to Peachland Blvd											
													Gulfstream Blvd Snow Drive to Seamist Drive											
													Cape Haze Drive Arlington to Placida Road											
													Capricorn Blvd Rampart to Sandhill											
													Year 3 Plan											
													Bermont Road US 17 to Westminster											
													Rio de Janeiro Ave Rampart Blvd. to Deep Creek Blvd											
													Deep Creek Blvd Sandhill Blvd. to Rio de Janeiro											
													Ellicott Circle US 41 to Midway Blvd.											
													Sunnybrook Blvd Boundary Blvd to SR776											
													Sandhill Blvd Kings Hwy to Rio de Janeiro											
													Harbor Blvd Midway to Veterans Blvd											
													Riverside Drive added 10/23/18											
EXPENDITURE PLAN (000'S)																								
	Prior Actual	Est FY25	Orig. FY26	Est c/o to FY26	New \$ FY26	FY26	FY27	FY28	FY29	FY30	FY31	FUTURE	Total											
Design/Arch/Eng	1,377												1,377											
Land (or ROW)	20			70		70							90											
Mitigation Land																								
Construction	6,935			2,685		2,685							9,620											
Internal Costs	1,158			121		121							1,279											
Landscaping																								
Interest																								
Other Fees & Costs																								
Total Project Cost	9,489			2,876		2,876							12,365											
FUNDING PLAN (000'S)																								
Sales Tax 2009	9,489			2,876		2,876							12,365											
Total Funding	9,489			2,876		2,876							12,365											
LOAN REPAYMENT SCHEDULE (000'S)																								
Total Loan Repayment																								
ANNUAL OPERATING BUDGET IMPACT (000'S)																								
Personal Svc.																								
Non-personal			75		15	90	120	120	122	125	127		704	\$300,000 was moved to a new project for FY13, GPC Bridge Rehab - which will include sidewalks on a rehabilitated bridge on Sheehan. Completed in 2020.										
Capital																								
Total Operating			75		15	90	120	120	122	125	127		704											

FY2026 Capital Improvements Budget / FY 2026 - FY 2031 Project Detail **Project No. c411702**

GENERAL PROJECT DATA:		Status	In Progress	CONCURRENCY REQUIREMENTS		(Y/N)	PROJECT NEED	PROJECT SCHEDULE	FY26	FY27	FY28	FY29	FY30	FY31
Project Title:	Sidewalk Hazard Mitigation (HB41)			Does project add new capacity?	Yes		CRITERIA	SCHEDULE	1 2 3 4	1 2 3 4	1 2 3 4	1 2 3 4	1 2 3 4	1 2 3 4
Functional Area:	Pedestrian Facilities			Is project required to maintain level of service:			Safety	X	Desgn/Arch					
Department:	Public Works - Engineering			- Within 5 years? List project in CIE	No		Mandate	X	Land/ROW					
Location:	County wide			- From 6 to 10 years? Monitor Annually	No		Replace		Construct					
							Growth		Equipment					

PROJECT DESCRIPTION:
 HB 41 requires local municipalities to correct hazardous walking conditions in a reasonable amount of time. This project will address the hazardous walking conditions on County Road & Bridge (gas tax) roads, that are outlined in HB41.

PROJECT RATIONALE (Include Additional LOS Detail, if necessary):
 Hazardous walking conditions are defined in HB41 and consist of areas within 2 miles of elementary schools that are unsafe for children to walk along the roadways. Sidewalks identified within this prjoect will fulfill the County's obligation to correct all of the hazardous walking conditions identified in HB41.

OPERATING BUDGET IMPACT:
 Sweeping, mowing, edging maintenance activities.

	Prior Actual	Est FY25	Calc. for FY26			FY26	FY27	FY28	FY29	FY30	FY31	FUTURE	Total
			Orig. FY26	Est c/o to FY26	New \$ FY26								

EXPENDITURE PLAN (000'S)													
Design/Arch/Eng	411			389		389							800
Land (or ROW)	2.10												2
Construction	3,643			3,805		3,805							7,448
Internal Costs	414			192		192							606
Equipment													
Interest													
Other Fees & Costs													
Total Project Cost	4,470			4,386		4,386							8,856

Distances are approximate, per County GIS.
Locations of Sidewalks:
 NW side of Midway from US41 to Lakeview, includes a pedestrian bridge at Crestview, 3,023 lf.
 North side of Bermont Road from US17 to Richard Blvd - 7,706 lf.
 East side of Bermont Road from US17 to Sabal Palm - 8,163 lf.
 North Side of Harborview from Melbourne to Oakview - 3,755 lf.
 North side of Peachland from Bachman to Veterans - 19,800 lf., 5' width
 West side of Taylor Rd. from Airport to Old Burnt Store Road - 5,026 lf

FUNDING PLAN (000'S)													
Gas Tax (Capital)	3,332												3,332
Road Impact Fees	1,138			4,386		4,386							5,524
Total Funding	4,470			4,386		4,386							8,856

Locations of Pedestrian Bridges:
 Midway at Countryman WW
 Midway at Rock Creek WW
 Edgewater at Pellam WW
 Crestview (in Midway phase)

LOAN REPAYMENT SCHEDULE (000'S)													
Total Loan Repayment													

ANNUAL OPERATING BUDGET IMPACT (000'S)													
Personal Svc.													
Non-personal							72	72	73	75	76		368
Capital													
Total Operating							72	72	73	75	76		368

FY2026 Capital Improvements Budget / FY 2026 - FY 2031 Project Detail

Project No. **c412214**

GENERAL PROJECT DATA:		Status	In Progress	CONCURRENCY REQUIREMENTS		(Y/N)	PROJECT NEED CRITERIA		PROJECT SCHEDULE		FY26	FY27	FY28	FY29	FY30	FY31
Project Title:	Sidewalks - Gap/Infill Gas Taxes/Impact Fees			Does project add new capacity?		No	Safety	X	Design/Arch							
Functional Area:	Pedestrian Facilities			Is project required to maintain level of service:			Mandate		Land/ROW							
Department:	Public Works - Engineering			- Within 5 years? List project in CIE		N/A	Replace		Construct							
Location:	County wide			- From 6 to 10 years? Monitor Annually		N/A	Growth		Equipment							

PROJECT DESCRIPTION:
 This project is to design and construct gas tax sidewalks connecting two other gas tax sidewalks, essentially filling in the "gap" in the sidewalk system and providing connectivity.

 The project may be treated as a "continuation" program if funding is allocated each two year cycle.

PROJECT RATIONALE (Include Additional LOS Detail, if necessary):
 This project is to increase the connectivity of the sidewalk system throughout Charlotte County.

 Project will be funded by Road Impact Fees as they are available. Funding will be provided from Capital Gas Tax if impact fee funding is insufficient.

OPERATING BUDGET IMPACT:
 Mowing and edging of the sidewalks will be funded through gas tax.

Calc. for FY26													Locations	New CIP Number - Details
Prior Actual	Est FY25	Orig. FY26	Est c/o to FY26	New \$ FY26	FY26	FY27	FY28	FY29	FY30	FY31	FUTURE	Total		
EXPENDITURE PLAN (000'S)														
Design/Arch/Eng			150		-50	100	150	150	150	150	150	150	1,000	Mid County
Land (or ROW)														Collingswood Blvd
Construction			1,000		-250	750	1,000	1,000	1,000	1,000	1,000	1,000	6,750	US41 Access Road
Internal Costs			100		-35	65	100	100	100	100	100	100	665	Enterprise Dr.
Equipment														Harbor Blvd
Interest														Kings Hwy
Other Fees & Costs														Melbourn Street
														Midway Blvd
														Olean Blvd
Total Project Cost			1,250		-335	915	1,250	1,250	1,250	1,250	1,250	1,250	8,415	Paulson Drive
FUNDING PLAN (000'S)														
Gas Tax (Capital)														Rampart Blvd
Road Impact Fees			1,250		-335	915	1,250	1,250	1,250	1,250	1,250	1,250	8,415	Rio De Janeiro
														Toledo Blade Blvd
														Cochran Blvd
Total Funding			1,250		-335	915	1,250	1,250	1,250	1,250	1,250	1,250	8,415	
LOAN REPAYMENT SCHEDULE (000'S)														
														West County
														Cape Haze Dr
														Gasparilla Rd
														harness Rd
Total Loan Repayment														Linwood Rd
														Rotonda Blvd
ANNUAL OPERATING BUDGET IMPACT (000'S)														
Personal Svc.														
Non-personal									90	90	90	90	360	
Capital														
Total Operating									90	90	90	90	360	

FY2026 Capital Improvements Budget / FY 2026 - FY 2031 Project Detail

Project No. c192205

GENERAL PROJECT DATA:		Status In Progress	CONCURRENCY REQUIREMENTS (Y/N)		PROJECT NEED CRITERIA		PROJECT SCHEDULE		FY26	FY27	FY28	FY29	FY30	FY31
Project Title:	Charlotte Harbor CRA Melbourne Street MUP		Does project add new capacity?	Yes	Safety	X	Desgn/Arch							
Functional Area:	Pedestrian Facilities		Is project required to maintain level of service:		Mandate		Land/ROW							
Department:	Public Works\Engineering		- Within 5 years? List project in CIE	No	Replace		Construct							
Location:	Mid County		- From 6 to 10 years? Monitor Annually	No	Growth	X	Equipment							

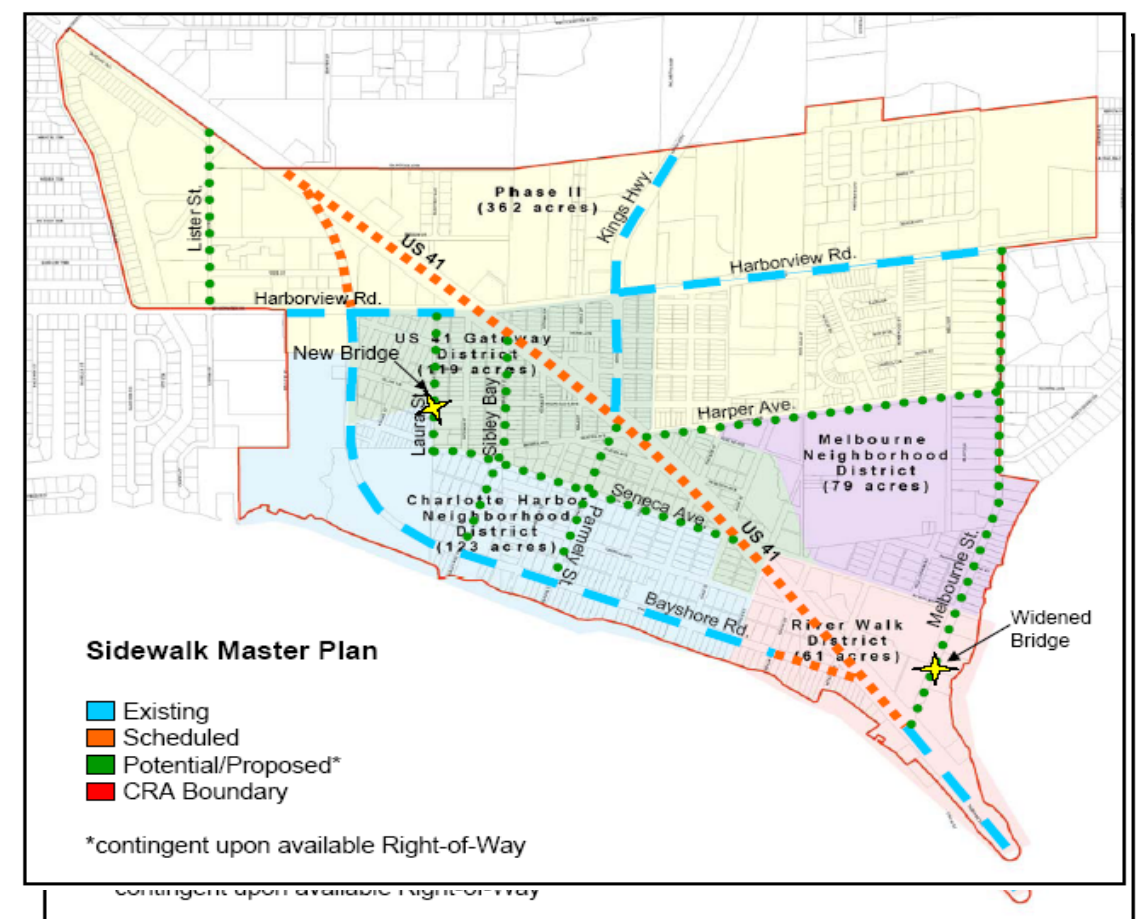
PROJECT DESCRIPTION:
 Design and construction of a multi-use path to provide bicycle and pedestrian access along Melbourne Street from Harborview Road (north connection to public sidewalk) to the southern end of Melbourne Street in the vicinity of Roberts Park, the new Specialty Restaurants development, and US-41. The project is intended to improve bicycle and pedestrian mobility in the Melbourne and Riverwalk sub-districts.

PROJECT RATIONALE (Include Additional LOS Detail, if necessary):
 Dec. 14, 2021: Charlotte Harbor CRA gave direction to move forward with advertising for design services.

OPERATING BUDGET IMPACT:
 Annual maintenance of pathway and associated drainage facilities.

REPLACEMENT COUNTY PROPERTY NO.:

	Prior Actual	Est FY25	Calc. for FY26			FY26	FY27	FY28	FY29	FY30	FY31	FUTURE	Total
			Orig. FY26	Est c/o to FY26	New \$ FY26								
EXPENDITURE PLAN (000'S)													
Design/Arch/Eng	176	66		-59	109	50							292
Land (or ROW)					775	775							775
Construction				686	2,094	2,780							2,780
Internal Costs	17	2		-3	90	87							106
Equipment													
Interest													
Other Fees & Costs													
Total Project Cost	193	68		624	3,068	3,692							3,953
FUNDING PLAN (000'S)													
TIF	193	68		624	3,068	3,692							3,953
Total Funding	193	68		624	3,068	3,692							3,953
LOAN REPAYMENT SCHEDULE (000'S)													
Total Loan Repayment													
ANNUAL OPERATING BUDGET IMPACT (000'S)													
Personal Svc.							32	32	32	32	32		159
Non-personal													
Capital													
Total Operating							32	32	32	32	32		159



FY2026 Capital Improvements Budget / FY 2026 - FY 2031 Project Detail Project No. **c192207**

GENERAL PROJECT DATA:		Status	In Progress	CONCURRENCY REQUIREMENTS		(Y/N)	PROJECT NEED		PROJECT		FY26				FY27				FY28				FY29				FY30				FY31			
Project Title: Charlotte Harbor CRA Parmely St Improvements				Does project add new capacity?		Yes	CRITERIA		SCHEDULE		1	2	3	4	1	2	3	4	1	2	3	4	1	2	3	4	1	2	3	4	1	2	3	4
Functional Area: Road Improvements				Is project required to maintain level of service:		No	Safety		Design/Arch																									
Department: Public Works\Engineering				- Within 5 years? List project in CIE		No	Mandate		Land/ROW																									
Location: Mid County				- From 6 to 10 years? Monitor Annually		No	Replace		Construct																									
							Growth		Equipment																									

PROJECT DESCRIPTION:
 Design and construction of roadway improvements at Parmely Street. Improvements may include realignment of the roadway within its right-of-way, multi-use or bicycle path, and associated drainage. Parmely Street improvements would be planned from the west side of US-41 to Bayshore Road.

PROJECT RATIONALE (Include Additional LOS Detail, if necessary):
 In 2016, a previous design for improvements at Parmely Street were completed, but the project did not have priority to be constructed. Dec. 14, 2021: Charlotte Harbor CRA gave direction to move forward with advertising for design services for a new vision for the project.

OPERATING BUDGET IMPACT:
 Annual maintenance of roadway, bicycle/pedestrian facilities, and drainage.

REPLACEMENT COUNTY PROPERTY NO.:

	Prior Actual	Est FY25	Calc. for FY26			FY26	FY27	FY28	FY29	FY30	FY31	FUTURE	Total
			Orig. FY26	Est c/o to FY26	New \$ FY26								
EXPENDITURE PLAN (000'S)													
Design/Arch/Eng	120			30		30							150
Land (or ROW)	1			-50	1	1							1
Construction				495	1,523	2,018							2,018
Internal Costs	21	0.165		-5	65	60							81
Equipment													
Interest													
Other Fees & Costs													
Total Project Cost	142			520	1,589	2,108							2,250
FUNDING PLAN (000'S)													
TIF	142			520	1,589	2,108							2,250
Total Funding	142			520	1,589	2,108							2,250
LOAN REPAYMENT SCHEDULE (000'S)													
Total Loan Repayment													
ANNUAL OPERATING BUDGET IMPACT (000'S)													
Personal Svc.													
Non-personal							60	60	60	60	60		301
Capital													
Total Operating							60	60	60	60	60		301



FY2026 Capital Improvements Budget / FY 2026 - FY 2031 Project Detail Project No. **c419002**

GENERAL PROJECT DATA:		Status	In Progress	CONCURRENCY REQUIREMENTS (Y/N)		PROJECT NEED CRITERIA	PROJECT SCHEDULE	FY26	FY27	FY28	FY29	FY30	FY31
Project Title:	Edgewater Ph 2			Does project add new capacity?	Yes	Safety	X	1 2 3 4	1 2 3 4	1 2 3 4	1 2 3 4	1 2 3 4	1 2 3 4
Functional Area:	Traffic Circulation			Is project required to maintain level of service:		Mandate							
Department:	Public Works/Engineering			- Within 5 years? List project in CIE	No	Replace							
Location:	Mid County			- From 6 to 10 years? Monitor Annually	Yes	Growth	X						

PROJECT DESCRIPTION:
 The roadway was completed in 2019, however acquisition of properties through eminent domain continues. This project is proposed to widen the roadway from 2 lanes to 4 with a raised median, curb and gutter, sidewalks/ bike lanes, and landscaping. The construction is estimated to start late spring 2014 and will last about 24 months. This project was selected for inclusion in the 2008 Sales Tax Referendum and \$20 Million of Sales Tax funds have been allocated.

PROJECT RATIONALE (Include Additional LOS Detail, if necessary):
 To provide a four-lane arterial roadway to serve the central portion of the county that will accommodate the anticipated traffic growth in the corridor. It will also serve as parallel capacity to U.S. 41. The improvements will enhance safety for pedestrians and bike riders.

OPERATING BUDGET IMPACT:

Additional operating costs as a result of annual activities for median maintenance, sweeping, mowing, sign inspection, sign maintenance and utilities (electric), as well as storm water pond maintenance.	Total Length in Miles	1.9
	Lane Miles Added	3.8
	Lane Miles Rebuilt	3.8
	New Intersections Signalized	0
	New Intersection (Non-Signl)	0
	Bridges Rebuilt	3

LOS INFORMATION
 Adopted LOS D *Future column is not programmed; it is listed for County planning purposes only.
 Current LOS D

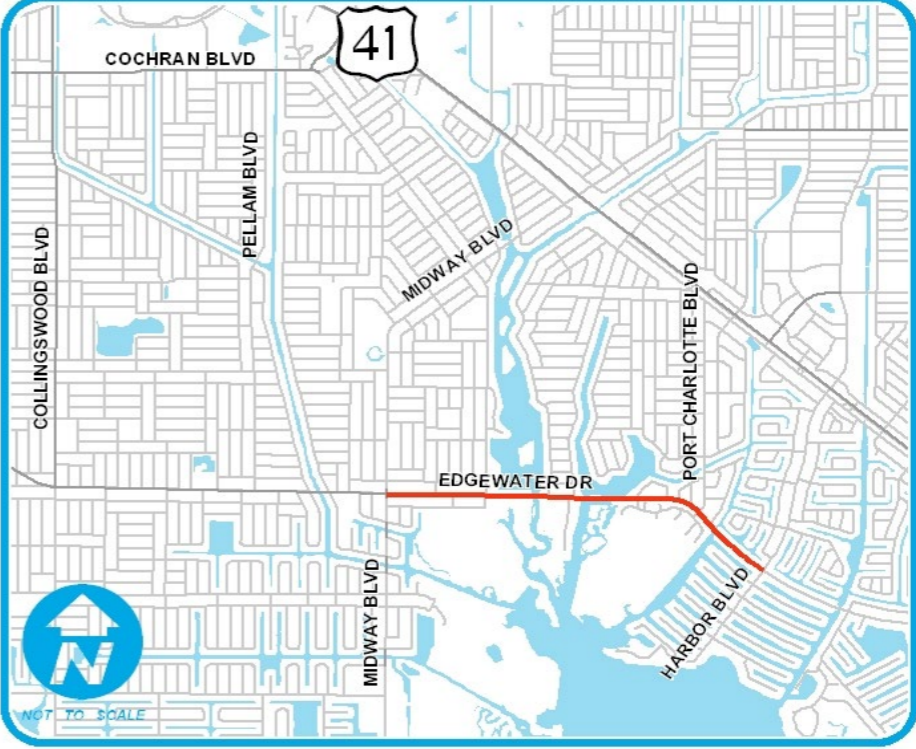
			Calc. for FY26											
	Prior Actual	Est FY25	Orig. FY26	Est c/o to FY26	New \$ FY26	FY26	FY27	FY28	FY29	FY30	FY31	FUTURE*	Total	

EXPENDITURE PLAN (000'S)													
Design/Arch/Eng	2,208												2,208
Land (or ROW)	3,193	19		-54	3,295	3,242							6,453
Mitigation Land													
Construction	23,611												23,611
Internal Costs	872												872
Landscaping													
Interest													
Other Fees & Costs	4												4
Total Project Cost	29,888	19		-54	3,295	3,242							33,148

FUNDING PLAN (000'S)													
Gas Tax (Capital)	2,864			-59	56	-4							2,860
Road Impact Fees	7,023	19		6	3,240	3,245							10,288
Sales Tax 2009	20,000												20,000
Total Funding	29,888	19		-54	3,295	3,242							33,148

LOAN REPAYMENT SCHEDULE (000'S)													
Total Loan Repayment													

ANNUAL OPERATING BUDGET IMPACT (000'S)													
Personal Svc.			8		46	54	54	55	56	57	58		334
Non-personal			20		135	155	155	155	158	161	164		948
Capital													
Total Operating			28		181	209	209	210	214	218	222		1,282



FY2026 Capital Improvements Budget / FY 2026 - FY 2031 Project Detail Project No. **c412212**

GENERAL PROJECT DATA:		Status	In Progress	CONCURRENCY REQUIREMENTS (Y/N)		PROJECT NEED CRITERIA		PROJECT SCHEDULE		FY26		FY27		FY28		FY29		FY30		FY31					
Project Title:	Edgewater Ph 3			Does project add new capacity?	Yes	Safety		Design/Arch		1	2	3	4	1	2	3	4	1	2	3	4	1	2	3	4
Functional Area:	Road Improvements			Is project required to maintain level of service:		Mandate		Land/ROW																	
Department:	Public Works/Engineering			- Within 5 years? List project in CIE	N/A	Replace	X	Construct																	
Location:	Mid County			- From 6 to 10 years? Monitor Annually	N/A	Growth	X	Equipment																	

PROJECT DESCRIPTION:
 This project is to widen Edgewater Blvd from Midway Blvd to Collingswood Blvd from 2 to 4 lanes. The roadway will include a raised median, curb, gutter, sidewalk/bike paths, landscaping, and decorative lights.

h56ytgXqaszm
 Edgewater Ph 3 is a 2020 Tier 2 Sales Tax project, with \$10 million slated in FY27 depending on funds availability.

PROJECT RATIONALE (Include Additional LOS Detail, if necessary):
 The Edgewater widening project will contribute to maintaining a satisfactory level of service on the Mid-County road network as set forth by the Transportation Element of the Comprehensive Plan. The project would commence at Midway Blvd proceeding northerly to Collingswood Blvd.

OPERATING BUDGET IMPACT:

Additional operating costs on an annual basis will include landscape maintenance, sweeping, sign inspection mowing, and lighting.	Total length in miles	1.5
	Lane miles added	3
	Lane miles rebuilt	3
	New intersections signalized	0
	New intersections (non signal)	0
	Re-build bridges	1

		Calc. for FY26												
	Prior Actual	Est FY25	Orig. FY26	Est c/o to FY26	New \$ FY26	FY26	FY27	FY28	FY29	FY30	FY31	FUTURE	Total	

EXPENDITURE PLAN (000'S)													
Design/Arch/Eng													
Land (or ROW)													
Construction							40,610						40,610
Internal Costs							750						750
Equipment													
Interest													
Other Fees & Costs													
Total Project Cost							41,360						41,360

FUNDING PLAN (000'S)													
Gas Tax (Capital)													
Sales Tax 2020 Tier 2							10,000						10,000
Road Impact Fees							31,360						31,360
Total Funding							41,360						41,360

LOAN REPAYMENT SCHEDULE (000'S)													
Total Loan Repayment													

ANNUAL OPERATING BUDGET IMPACT (000'S)													
Personal Svc.									43	45	45		133
Non-personal Capital									122	122	125		369
Total Operating									165	167	170		502

FY2026 Capital Improvements Budget / FY 2026 - FY 2031 Project Detail Project No. **c412102**

GENERAL PROJECT DATA:		Status	In Progress	CONCURRENCY REQUIREMENTS		No	PROJECT NEED		PROJECT	FY26	FY27	FY28	FY29	FY30	FY31
Project Title:	Edgewater/Flamingo Ph4 Corridor Connection	Does project add new capacity?		Yes		CRITERIA		SCHEDULE	1 2 3 4	1 2 3 4	1 2 3 4	1 2 3 4	1 2 3 4	1 2 3 4	1 2 3 4
Functional Area:	Design Ph 3-5 Construct Ph 4	Is project required to maintain level of service:		N/A		Safety	Design/Arch								
Department:	Road Improvements	- Within 5 years? List project in CIE		N/A		Mandate	Land/ROW								
Location:	Public Works/Engineering	- From 6 to 10 years? Monitor Annually		N/A		Replace	Construct								
	Mid County					Growth	Equipment	X							

PROJECT DESCRIPTION:
 This project is to connect Edgewater Drive to Flamingo Blvd while removing one sharp curve and reducing another. This phase will be designed for a future 4 laning and will be built as such that the construction of the widening to four lanes will have the least amount of impact to the roadway when is done in the future.

The design for Ph 3-4-5 will be advanced from the 2014 Sales Tax Extension with Construction of Ph 4 from the 2020 Sales Tax Extension. Funding of \$10 M was advanced from the 2014 Sales Tax Extension to begin the design 1/26/21. Total allocated from all sources is \$38.5 M.

PROJECT RATIONALE (Include Additional LOS Detail, if necessary):
 The Edgewater/Flamingo extension project will contribute to maintaining a satisfactory level of service on the Mid-County road network as set forth by the Transportation Element of the Comprehensive Plan. The project would commence at Collingswood Blvd proceeding to SR776.

OPERATING BUDGET IMPACT:

Additional operating costs on an annual basis will include landscape maintenance, sweeping, sign inspection mowing, and lighting.	Total length in miles	2.6
	Lane miles added	2.2
	Lane miles rebuilt	3
	New intersections signalized	0
	New intersections (non signal)	0
	Re-build bridges	2

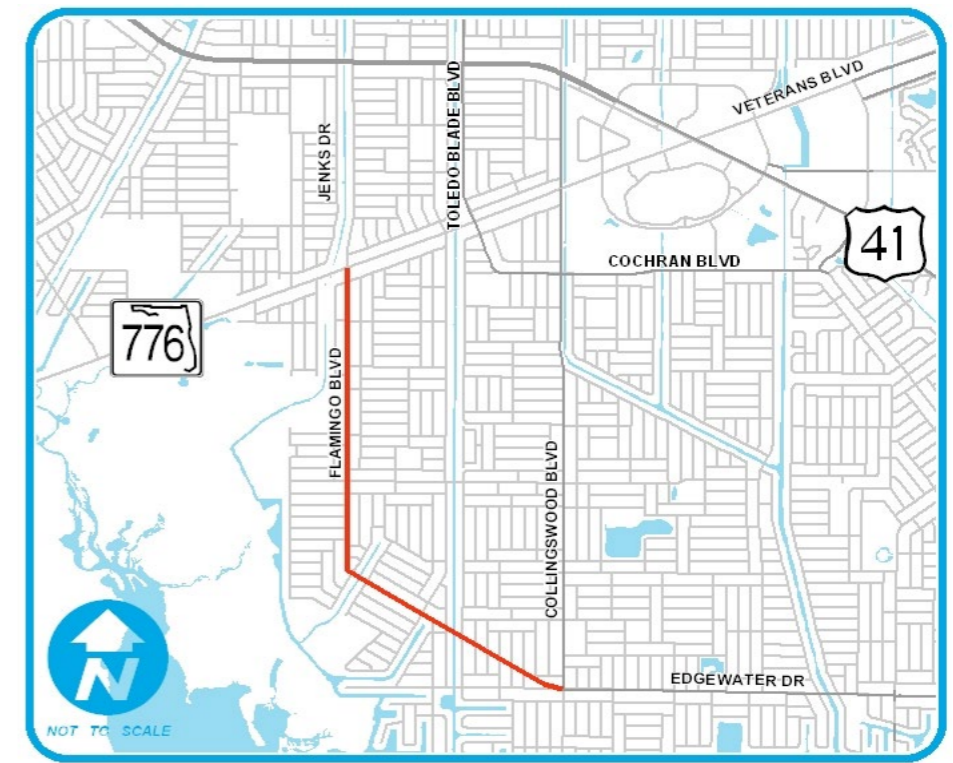
		Calc. for FY26													
	Prior Actual	Est FY25	Orig. FY26	Est c/o to FY26	New \$ FY26	FY26	FY27	FY28	FY29	FY30	FY31	FUTURE	Total		

EXPENDITURE PLAN (000'S)															
Design/Arch/Eng	2,409	329		2,747	606	3,353									6,090
Land (or ROW)	376	7		4,869	-827	4,042									4,425
Construction	197			-197	197		29,722								29,919
Internal Costs	217	23		-24	24		690								930
Equipment															
Interest															
Other Fees & Costs															
Total Project Cost	3,198	358		7,395		7,395	30,412								41,364

FUNDING PLAN (000'S)															
Sales Tax 2014	2,257	358		7,384		7,384									10,000
Sales Tax 2020							30,412								30,412
Road Impact Fees	941			11		11									952
Total Funding	3,198	358		7,395		7,395	30,412								41,364

LOAN REPAYMENT SCHEDULE (000'S)															
Total Loan Repayment															

ANNUAL OPERATING BUDGET IMPACT (000'S)															
Personal Svc.									74	75	75				224
Non-personal Capital									212	216	216				644
Total Operating									286	291	291				868



FY2026 Capital Improvements Budget / FY 2026 - FY 2031 Project Detail											Project No. c412213							
GENERAL PROJECT DATA:		Status	In Progress	CONCURRENCY REQUIREMENTS (Y/N)			PROJECT NEED CRITERIA		PROJECT SCHEDULE		FY26	FY27	FY28	FY29	FY30	FY31		
Project Title: Edgewater Ph 5				Does project add new capacity? yes			Safety		Design/Arch		1	2	3	4	1	2	3	4
Functional Area: Road Improvements				Is project required to maintain level of service:			Mandate		Land/ROW									
Department: Public Works/Engineering				- Within 5 years? List project in CIE No			Replace X		Construct									
Location: Mid County				- From 6 to 10 years? Monitor Annually No			Growth X		Equipment									
PROJECT DESCRIPTION:											PROJECT RATIONALE (Include Additional LOS Detail, if necessary):							
This project is to widen Edgewater Blvd From Collingswood Blvd to SR776.											The Edgewater/Flamingo widening project will contribute to maintaining a satisfactory level of service on the Mid-County road network as set forth by the Transportation Element of the Comprehensive Plan. The project would commence at Collingswood Blvd proceeding to SR776.							
OPERATING BUDGET IMPACT:																		
Additional operating costs on an annual basis will include landscape maintenance, sweeping, sign inspection mowing, and lighting.											Total length in miles 2.6 Lane miles added 5.2 Lane miles rebuilt 5.2 New intersections signalized 0 New intersections (non signal) 0 Re-build bridges 0							
		Calc. for FY26																
	Prior Actual	Est FY25	Orig. FY26	Est c/o to FY26	New \$ FY26	FY26	FY27	FY28	FY29	FY30	FY31	FUTURE	Total					
EXPENDITURE PLAN (000'S)																		
Design/Arch/Eng																		
Land (or ROW)																		
Construction							40,500									40,500		
Internal Costs							540									540		
Equipment																		
Interest																		
Other Fees & Costs																		
Total Project Cost							41,040									41,040		
FUNDING PLAN (000'S)																		
Pending Sales Tax 2026							41,040									41,040		
Road Impact Fees																		
Total Funding							41,040									41,040		
LOAN REPAYMENT SCHEDULE (000'S)																		
Total Loan Repayment																		
ANNUAL OPERATING BUDGET IMPACT (000'S)																		
Personal Svc.										74	75					149		
Non-personal										212	216					428		
Capital																		
Total Operating										286	291					577		

FY2026 Capital Improvements Budget / FY 2026 - FY 2031 Project Detail

Project No. c412608

GENERAL PROJECT DATA:		Status New	CONCURRENCY REQUIREMENTS (Y/N)		PROJECT NEED CRITERIA	PROJECT SCHEDULE	FY26	FY27	FY28	FY29	FY30	FY31
Project Title:	El Jobean Rd (SR 776) at Charlotte Sports Park	Does project add new capacity?	Yes/No	Is project required to maintain level of service:	Safety	1 2 3 4	1 2 3 4	1 2 3 4	1 2 3 4	1 2 3 4	1 2 3 4	1 2 3 4
Functional Area:	Road Improvements	- Within 5 years? List project in CIE	Yes/No	- From 6 to 10 years? Monitor Annually	Mandate							
Department:	Public Works\Engineering				Replace X							
Location:	Mid County				Growth							

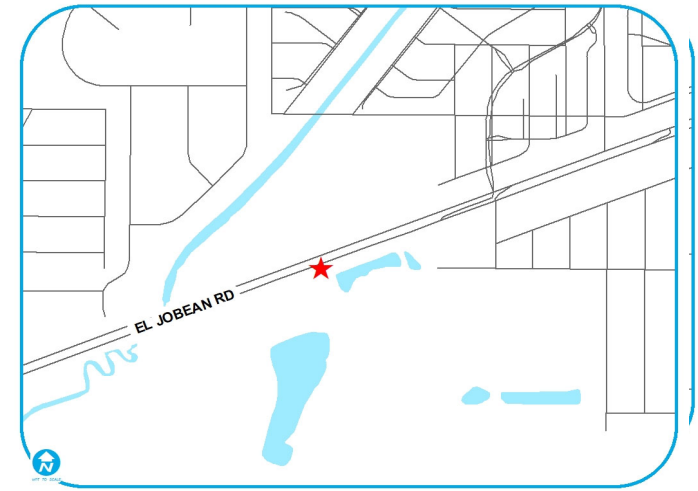
PROJECT DESCRIPTION:
 Add an East bound right turn lane, a westbound right turn lane, and a west bound left turn lane at the Sports Park entrance and SR 776.

PROJECT RATIONALE (Include Additional LOS Detail, if necessary):
 The project will enhance the Level of Service at the Sports Park entrance intersection in particular during spring training and other events.

OPERATING BUDGET IMPACT:
 Additional operating impacts will be mowing. The maintenance will be paid for from gas tax.

REPLACEMENT COUNTY PROPERTY NO.:

	Prior Actual	Est FY25	Calc. for FY26			FY26	FY27	FY28	FY29	FY30	FY31	FUTURE	Total
			Orig. FY26	Est c/o to FY26	New \$ FY26								
EXPENDITURE PLAN (000'S)													
Design/Arch/Eng					153	153							153
Land (or ROW)													
Construction							959						959
Internal Costs					2	2	20						22
Equipment													
Interest													
Other Fees & Costs													
Total Project Cost					155	155	979						1,134
FUNDING PLAN (000'S)													
Gas Tax (Capital)													
Road Impact Fees					50	50	100						150
Grants Pending					105	105	879						984
Total Funding					155	155	979						1,134
LOAN REPAYMENT SCHEDULE (000'S)													
Total Loan Repayment													
OPERATING BUDGET IMPACT (000'S)													
Personal Svc.													
Non-personal													
Capital													
Total Operating													



FY2026 Capital Improvements Budget / FY 2026 - FY 2031 Project Detail

Project No. c412507

GENERAL PROJECT DATA:		Status New	CONCURRENCY REQUIREMENTS (Y/N)		PROJECT NEED	PROJECT SCHEDULE	FY26	FY27	FY28	FY29	FY30	FY31
Project Title:	El Jobean Road (SR 776) at Flamingo Blvd		Does project add new capacity?	Yes/No	CRITERIA		1 2 3 4	1 2 3 4	1 2 3 4	1 2 3 4	1 2 3 4	1 2 3 4
Functional Area:	Road Improvements		Is project required to maintain level of service:	Yes/No	Safety	Design/Arch						
Department:	Public Works\Engineering		- Within 5 years? List project in CIE	Yes/No	Mandate	Land/ROW						
Location:	Mid County		- From 6 to 10 years? Monitor Annually	Yes/No	Replace X	Construct						
					Growth	Equipment						

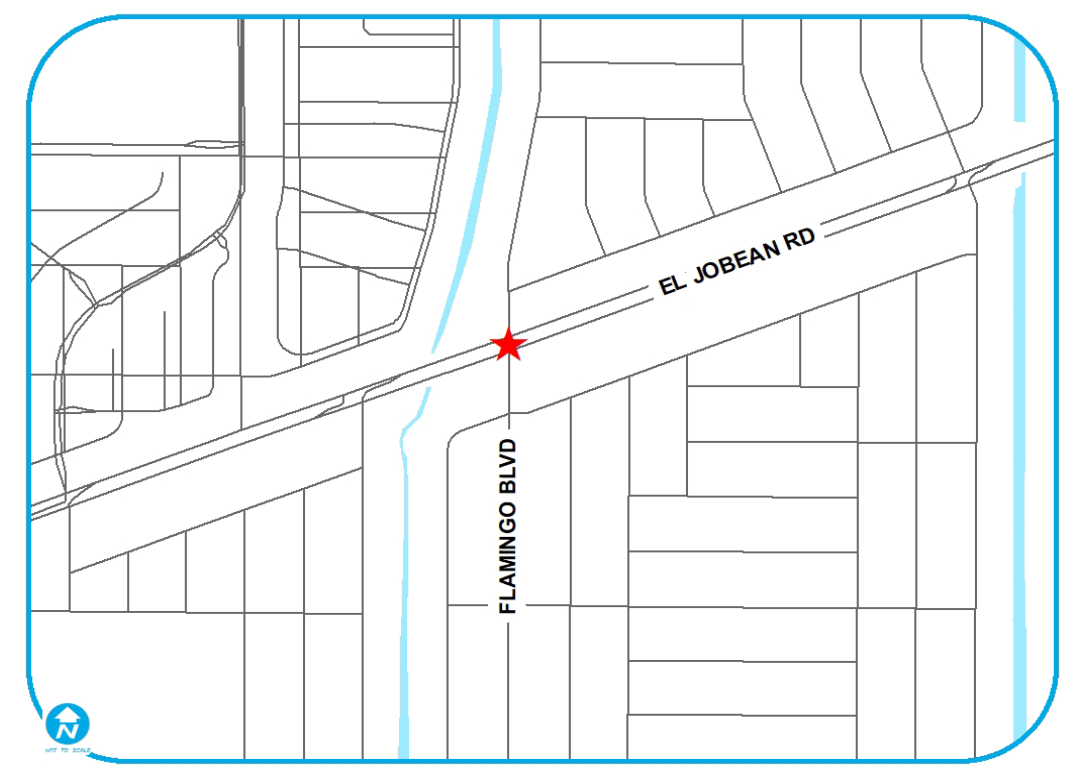
PROJECT DESCRIPTION:
 Intersection improvements at Flamingo Blvd. and SR 776 to include left turn lanes, right turn lanes, and through lanes at the south leg of the intersection. This also includes geometry realignment of the intersection with SR 776 matching the alignment to the north leg extension of Flamingo Blvd. to US 41. The North leg of the intersection will be constructed by the developer.

PROJECT RATIONALE (Include Additional LOS Detail, if necessary):
 This intersection improvement project will improve the current operating Level of Service at the intersection. The intersection improvements are required due to the on-going extension of Flamingo Blvd. from SR 776 to US41 and due to the planned improvements to the Edgewater corridor from Collingswood Blvd. to SR 776.

OPERATING BUDGET IMPACT:
 Additional operating impacts will be mowing, sweeping, and edging of sidewalks. The maintenance will be paid for from gas tax.

REPLACEMENT COUNTY PROPERTY NO.:

	Prior Actual	Est FY25	Calc. for FY26			FY26	FY27	FY28	FY29	FY30	FY31	FUTURE	Total
			Orig. FY26	Est c/o to FY26	New \$ FY26								
EXPENDITURE PLAN (000'S)													
Design/Arch/Eng													
Land (or ROW)													
Construction				3,021		3,021							3,021
Internal Costs													
Equipment													
Interest													
Other Fees & Costs													
Total Project Cost				3,021		3,021							3,021
FUNDING PLAN (000'S)													
Grants				3,021		3,021							3,021
Total Funding				3,021		3,021							3,021
LOAN REPAYMENT SCHEDULE (000'S)													
Total Loan Repayment													
OPERATING BUDGET IMPACT (000'S)													
Personal Svc.													
Non-personal							17	17	18	18	19		89
Capital													
Total Operating							17	17	18	18			89



FY2026 Capital Improvements Budget / FY 2026 - FY 2031 Project Detail Project No. **c412103**

GENERAL PROJECT DATA:		Status: In Progress	CONCURRENCY REQUIREMENTS		no	PROJECT NEED		PROJECT SCHEDULE		FY26	FY27	FY28	FY29	FY30	FY31
Project Title: Harborview Melbourne to Date St Ph 1			Does project add new capacity?		Yes	CRITERIA		SCHEDULE		1 2 3 4	1 2 3 4	1 2 3 4	1 2 3 4	1 2 3 4	1 2 3 4
Functional Area: Road Improvements			Is project required to maintain level of service:		N/A	Safety		Design/Arch							
Department: Public Works/Engineering			- Within 5 years? List project in CIE		N/A	Mandate		Land/ROW							
Location: Mid County			- From 6 to 10 years? Monitor Annually		N/A	Replace		Construct							
						Growth		Equipment							

PROJECT DESCRIPTION:
 Improve roadway safety by providing a more orderly and consistent corridor via modification of lane widths, number of lanes, and appropriate alignment.

PROJECT RATIONALE (Include Additional LOS Detail, if necessary):
 This project will contribute to keeping level of service standards as well as providing necessary safety improvements for both vehicles and pedestrians.

The Capital Needs Assessment has this project commencing with design in 2020 (funded by FDOT), ROW acquisition in 2023 and construction in 2026. A total of \$8.250 million was allocated in Tier 1 from the 2020 Sales Tax Extension.

OPERATING BUDGET IMPACT:

Additional operating costs on an annual basis will include landscape maintenance, sweeping, sign inspection mowing, and lighting.	Total length in miles	1.22
	Lane miles added	1.22
	Lane miles rebuilt	0
	New intersections signalized	0
	New intersections (non signal)	0
	Re-build bridges	0

	Prior Actual	Est FY25	Calc. for FY26			FY26	FY27	FY28	FY29	FY30	FY31	FUTURE	Total
			Orig. FY26	Est c/o to FY26	New \$ FY26								

EXPENDITURE PLAN (000'S)

Design/Arch/Eng													
Land (or ROW)	665	176		11,212	15,344	26,557							27,398
Construction			52,228		-52,228			55,531					55,531
Internal Costs	1			-1	1			500					501
Equipment													
Interest													
Other Fees & Costs													
Total Project Cost	666	176	52,228	11,211	-36,883	26,557		56,031					83,430

FUNDING PLAN (000'S)

Sales Tax 2020	666	176	4,870	2,537	10,475	17,883							18,725
Grants				8,674		8,674							8,674
Grants Pending			47,358		-47,358								
Pending Sales Tax 2026								56,031					56,031
Total Funding	666	176	52,228	11,211	-36,883	26,557		56,031					83,430

LOAN REPAYMENT SCHEDULE (000'S)

Total Loan Repayment													

ANNUAL OPERATING BUDGET IMPACT (000'S)

Personal Svc.													
Non-personal								244	244	244			732
Capital													
Total Operating								244	244	244			732



FY2026 Capital Improvements Budget / FY 2026 - FY 2031 Project Detail

Project No. c412621

GENERAL PROJECT DATA:		Status New	CONCURRENCY REQUIREMENTS		no	PROJECT NEED		PROJECT SCHEDULE		FY26	FY27	FY28	FY29	FY30	FY31														
Project Title:	Harborview Road Widening - Date St to I75 Ph 2		Does project add new capacity?	Yes	Yes	CRITERIA		SCHEDULE		1	2	3	4	1	2	3	4	1	2	3	4	1	2	3	4	1	2	3	4
Functional Area:	Road Improvements		Is project required to maintain level of service:		N/A	Safety	X	Design/Arch																					
Department:	Public Works/Engineering		- Within 5 years? List project in CIE		N/A	Mandate		Land/ROW																					
Location:	Mid County		- From 6 to 10 years? Monitor Annually		N/A	Replace		Construct																					
						Growth	X	Equipment																					

PROJECT DESCRIPTION:
 Improve roadway safety by providing a more orderly and consistent corridor via modification of lane widths, number of lanes, and appropriate alignment.

PROJECT RATIONALE (Include Additional LOS Detail, if necessary):
 This project will contribute to keeping level of service standards as well as providing necessary safety improvements for both vehicles and pedestrians.

OPERATING BUDGET IMPACT:

Additional operating costs on an annual basis will include landscape maintenance, sweeping, sign inspection mowing, and lighting.	Total length in miles	1.29
	Lane miles added	1.29
	Lane miles rebuilt	0
	New intersections signalized	0
	New intersections (non signal)	0
	Re-build bridges	0

	Prior Actual	Est FY25	Calc. for FY26			FY26	FY27	FY28	FY29	FY30	FY31	FUTURE	Total
			Orig. FY26	Est c/o to FY26	New \$ FY26								
EXPENDITURE PLAN (000'S)													
Design/Arch/Eng					18,544	18,544							18,544
Land (or ROW)													
Construction								33,358					33,358
Internal Costs					50	50		500					550
Equipment													
Interest													
Other Fees & Costs													
Total Project Cost					18,594	18,594		33,858					52,452
FUNDING PLAN (000'S)													
Grants													
Grants Pending													
Pending Sales Tax 2026					18,594	18,594		33,858					52,452
Total Funding					18,594	18,594		33,858					52,452
LOAN REPAYMENT SCHEDULE (000'S)													
Total Loan Repayment													
ANNUAL OPERATING BUDGET IMPACT (000'S)													
Personal Svc.									34	35	35	36	140
Non-personal									98	100	100	101	399
Capital													
Total Operating									132	135	135	137	539



FY2026 Capital Improvements Budget / FY 2026 - FY 2031 Project Detail **Project No. c412405**

GENERAL PROJECT DATA:		Status In Progress	CONCURRENCY REQUIREMENTS (Y/N)		PROJECT NE	PROJECT SCHEDULE	FY26	FY27	FY28	FY29	FY30	FY31
Project Title:	Harborview Rd/Kings Hwy Intersection Impvts		Does project add new capacity?	N	CRITERIA		1 2 3 4	1 2 3 4	1 2 3 4	1 2 3 4	1 2 3 4	1 2 3 4
Functional Area:	Public Works		Is project required to maintain level of service:		Safety	X						
Department:	Road Maintenance & Operations/Lighting		- Within 5 years? List project in CIE	N	Mandate							
Location:	Mid County		- From 6 to 10 years? Monitor Annually	N	Replace	X						
					Growth							


PROJECT DESCRIPTION:
 Convert the span wire intersection to mast arm intersection.

Funding agreement for \$2.5 accepted by the Board on 6/25/24.

PROJECT RATIONALE (Include Additional LOS Detail, if necessary):
 Mast arm hardening of the intersection will reduce repair costs from future natural disasters such as hurricanes and other weather events. Safety will be improved for motorists after such weather events occur, due to the ability of the intersection to remain operational without having to be rebuilt.

OPERATING BUDGET IMPACT:
 It is anticipated that the conversion will provide reduction in annual maintenance costs and repair costs after a weather event.

	Prior Actual	Est FY25	Calc. for FY26			FY26	FY27	FY28	FY29	FY30	FY31	FUTURE	Total
			Orig. FY26	Est c/o to FY26	New \$ FY26								
EXPENDITURE PLAN (000'S)													
Design/Arch/Eng	136			12		12							148
Land (or ROW)													
Construction		.1		2,500	-17	2,483							2,483
Internal Costs	12	7		-17	17								19
Equipment and Furnishings													
Interest													
Other Fees & Costs													
Total Project Cost	148	7		2,496		2,496							2,650
FUNDING PLAN (000'S)													
Grants	148			2,352		2,352							2,500
Ad Valorem (Lighting District)		7		143		143							150
Total Funding	148	7		2,496		2,496							2,650
LOAN REPAYMENT SCHEDULE (000'S)													
Total Loan Repayment													
ANNUAL OPERATING BUDGET IMPACT (000'S)													
Personal Svc.													
Non-personal													
Capital													
Total Operating													



FY2026 Capital Improvements Budget / FY 2026 - FY 2031 Project Detail **Project No. c411903**

GENERAL PROJECT DATA:	Status: In Progress	CONCURRENCY REQUIREMENTS (Y/N)	PROJECT NEED CRITERIA	PROJECT SCHEDULE	FY26	FY27	FY28	FY29	FY30	FY31		
Project Title: Hillsborough /Cranberry Blvd		Does project add new capacity? Yes	Safety X	Design/Arch	1	2	3	4	1	2	3	4
Functional Area:		Is project required to maintain level of service:	Mandate	Land/ROW								
Department: Public Works - Engineering		- Within 5 years? List project in CIE N/A	Replace	Construct								
Location: Mid County		- From 6 to 10 years? Monitor Annually N/A	Growth X	Equipment								

PROJECT DESCRIPTION:
 Charlotte County entered into an interlocal agreement with the City of North Port to look into options to improve the Hillsborough/ Cranberry intersection. The consultant will come up with different alternatives to correct the congestion. The County and City will agree on one of the options and construct the improvements with the County and the City each paying 50% of design and construction.


Approval of the interlocal requires 1/2 of \$142,393.04 for an engineering study, and 1/2 of the actual cost for the design and permitting of the selected geometric reconfiguration which shall not exceed \$300,000. Future funding of ROW and construction will be needed.

PROJECT RATIONALE (Include Additional LOS Detail, if necessary):
 There is a congestion problem at the intersection of Hillsborough and Cranberry. Charlotte County and the City or North Port are working together to come up with a solution to solve the problem.

The intersection is located fully within the limits of the City of North Port.

OPERATING BUDGET IMPACT:
 Charlotte County will be required to pay the City of North Port for 50% of all maintenance fees associated with the improvements. An update will be provided once the figure has been provided by the City.

	Prior Actual	Est FY25	Calc. for FY26			FY26	FY27	FY28	FY29	FY30	FY31	FUTURE	Total
			Orig. FY26	Est c/o to FY26	New \$ FY26								
EXPENDITURE PLAN (000'S)													
Design/Arch/Eng	296		-25	25									296
Land (or ROW)	89	.46		31	517	548							637
Construction			1,706	1,050	2,756								2,756
Internal Costs	1	.05		32		32							33
Equipment													
Interest													
Other Fees & Costs													
Total Project Cost	385	1	1,744	1,592	3,336								3,721
FUNDING PLAN (000'S)													
Gas Tax (Capital)	71												71
Road Impact Fees	314	1	1,744	1,592	3,336								3,651
Total Funding	385	1	1,744	1,592	3,336								3,721
LOAN REPAYMENT SCHEDULE (000'S)													
Total Loan Repayment													
ANNUAL OPERATING BUDGET IMPACT (000'S)													
Personal Svc.							6	6	6	6	6		30
Non-personal Capital													
Total Operating							6	6	6	6	6		30



FY2026 Capital Improvements Budget / FY 2026 - FY 2031 Project Detail **Project No. c410501**

GENERAL PROJECT DATA:		Status	In Progress	CONCURRENCY REQUIREMENTS (Y/N)		PROJECT NEED CRITERIA		PROJECT SCHEDULE		FY26	FY27	FY28	FY29	FY30	FY31						
Project Title:	Kings Highway I75 to Desoto			Does project add new capacity?	Yes					1	2	3	4	1	2	3	4	1	2	3	4
Functional Area:	Traffic Circulation			Is project required to maintain level of service:																	
Department:	Public Works/Engineering			- Within 5 years? List project in CIE	Yes																
Location:	Mid County			- From 6 to 10 years? Monitor Annually	Yes																

PROJECT DESCRIPTION:
 This project will provide for a continuous 4-lane divided highway from the I-75 interchange to the DeSoto County line (and on to Arcadia as part of the DeSoto County project) with protected left turn lanes provided at critical locations.

PROJECT RATIONALE (Include Additional LOS Detail, if necessary):
 Traffic volumes have increased over the years between the I-75 interchange, Sandhill Boulevard (Deep Creek), and the DeSoto County line. The existing 2-lane roadway will not adequately accommodate traffic flow in the long term. DeSoto County staff has advised our staff that they intend to widen their portion of the corridor. It would be advantageous from a cost and implementation standpoint for Charlotte and DeSoto to coordinate a joint project.

OPERATING BUDGET IMPACT:

Additional operating costs as a result of annual activities for sweeping, mowing & utilities (electric) for street lighting system.	Total Length in Miles	0.75
	Lane Miles Added	1.5
	Lane Miles Rebuilt	1.5
	New Intersections Signalized	0
	New Intersection (Non-Signl)	0
	Turn Lane Feet Added	0

LOS INFORMATION
 Adopted LOS D *Future column is not programmed; it is listed for County planning purposes only.
 Current LOS D

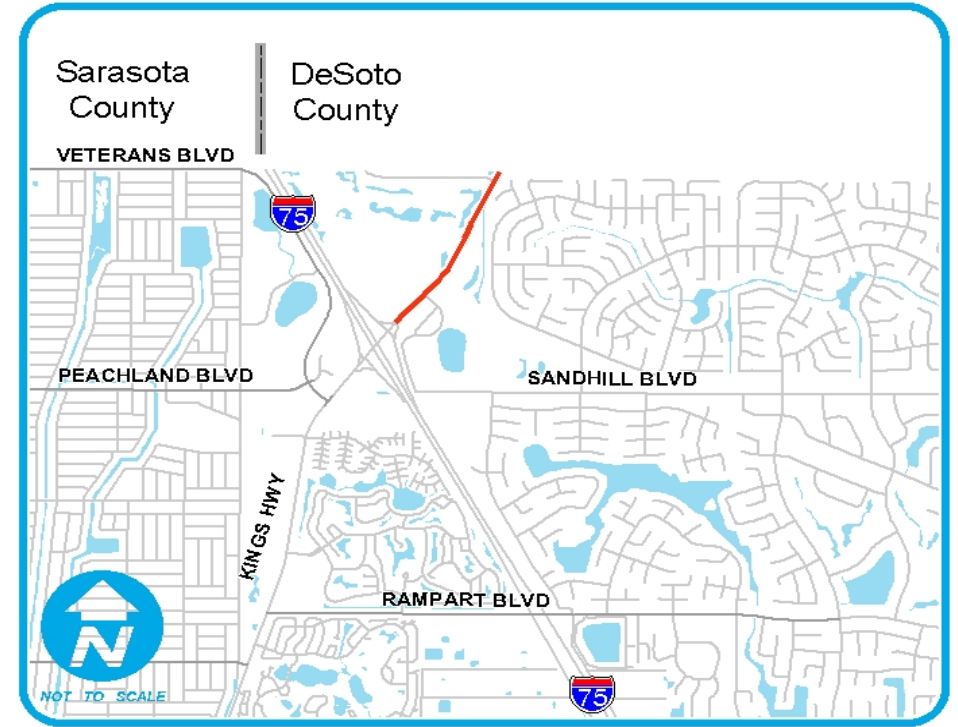
	Prior Actual	Est FY25	Calc. for FY26			FY26	FY27	FY28	FY29	FY30	FY31	FUTURE*	Total
			Orig. FY26	Est c/o to FY26	New \$ FY26								

EXPENDITURE PLAN (000'S)													
Design/Arch/Eng	379	90		330		330							799
Land (or ROW)	1,800	1		-2	5	3							1,804
Mitigation Land													
Construction	695			7,897	-5	7,892							8,587
Internal Costs	90	8		261		261							359
Landscaping													
Interest													
Other Fees & Costs													
Total Project Cost	2,964	98		8,487		8,487							11,550

FUNDING PLAN (000'S)													
Gas Tax (Capital)	1,505												1,505
Road Impact Fees	1,459	98		8,487		8,487							10,045
Total Funding	2,964	98		8,487		8,487							11,550

LOAN REPAYMENT SCHEDULE (000'S)													
Total Loan Repayment													

ANNUAL OPERATING BUDGET IMPACT (000'S)													
Personal Svc.													
Non-personal							23	23	23	23	23		114
Capital													
Total Operating							23	23	23	23	23		114



FY2026 Capital Improvements Budget / FY 2026 - FY 2031 Project Detail **Project No. c342402**

GENERAL PROJECT DATA:		Status	In Progress	CONCURRENCY REQUIREMENTS		(Y/N)	PROJECT NEE	PROJECT	FY26	FY27	FY28	FY29	FY30	FY31
Project Title: Mid County Transfer Roadway Reconfiguration				Does project add new capacity?		Y/N	CRITERIA	SCHEDULE	1 2 3 4	1 2 3 4	1 2 3 4	1 2 3 4	1 2 3 4	1 2 3 4
Functional Area: Road Improvements				Is project required to maintain level of service:			Safety	Design/Arch						
Department: Public Works\Engineering				- Within 5 years? List project in CIE		Y/N	Mandate	Land/ROW						
Location: Mid County				- From 6 to 10 years? Monitor Annually		Y/N	Replace	Construct						
							Growth	Equipment						

PROJECT DESCRIPTION:
 The new entrance is for safety and operational purposes to allow for County trucks to navigate the facility without interrupting operations.

PROJECT RATIONALE (Include Additional LOS Detail, if necessary):
 This project is for safety and operational reasons. This new access point will provide the County's semitrucks their own entrance eliminating the risk of accidents, from co-mingling with facility customers. The new access will eliminate the existing problem of these trucks navigating between cars/people when they are in line to use the facility as well as the customers who park and back up at the C.A.R.E. store and then drive against the flow of incoming traffic to exit from the current single access driveway. Providing the new access will allow the facility semitrucks to enter and leave the site without hindrance from other traffic.

OPERATING BUDGET IMPACT:
 There will be negligible additional operating expenses. The ponds are already being mowed; however they are moving slightly with this project. There will be a small amount of new asphalt to pave every 15-20 years.

	Prior Actual	Est FY25	Calc. for FY26			FY26	FY27	FY28	FY29	FY30	FY31	FUTURE	Total
			Orig. FY26	Est c/o to FY26	New \$ FY26								
EXPENDITURE PLAN (000'S)													
Design/Arch/Eng				100		100							100
Land (or ROW)													
Construction				450		450							450
Internal Costs	1	4		12		12							16
Equipment and Furnishings													
Interest													
Other Fees & Costs													
Total Project Cost	1	4		562		562							566
FUNDING PLAN (000'S)													
Solid Waste Enterprise Fund	1	4		562		562							566
Total Funding	1	4		562		562							566
LOAN REPAYMENT SCHEDULE (000'S)													
Total Loan Repayment													
ANNUAL OPERATING BUDGET IMPACT (000'S)													
Personal Svc.													
Non-personal													
Capital													
Total Operating													

FY2026 Capital Improvements Budget / FY 2026 - FY 2031 Project Detail **Project No. c352409**

GENERAL PROJECT DATA:		Status: In Progress	CONCURRENCY REQUIREMENTS	(Y/N)	PROJECT NEED	PROJECT	FY26	FY27	FY28	FY29	FY30	FY31
Project Title:	Old Landfill Road Safety Improvements		Does project add new capacity?	N	CRITERIA	SCHEDULE	1 2 3 4	1 2 3 4	1 2 3 4	1 2 3 4	1 2 3 4	1 2 3 4
Functional Area:	Utilities - Water & Wastewater		Is project required to maintain level of service:		Safety	Design/Arch						
Department:	Utilities - Administration		- Within 5 years? List project in CIE	N/A	Mandate	Land/ROW						
Location:	Mid County		- From 6 to 10 years? Monitor Annually	N/A	Replace	Construct						
					Growth	Equipment						

PROJECT DESCRIPTION:
 Provide the necessary safety improvements, including widening radii, lessening the S-curve, and adding shoulders and lighting on Old Landfill Road location is from the intersection at Loveland Blvd. going east to the gated entrance at the Utilities East Port Water Reclamation Facility.

PROJECT RATIONALE (Include Additional LOS Detail, if necessary):
 Professional engineering/consulting services to provide all work and tasks necessary to produce construction-ready plans to make safety improvements to Old Landfill Road. Project location is from the intersection at Loveland Blvd. going east to the gated entrance at the Utilities East Port Water Reclamation Facility.

OPERATING BUDGET IMPACT:

There are no correlating operating impacts to this project, as determined by the Utilities Department. The project is proposed to become an MSBU roadway. If that happens, operating impacts for maintenance will be included.

Construction safety improvements to be performed after professional services evaluation and recommendations.

Improved roadway safety can reduce the number and severity of crashes on roadways, and reduce injuries and fatalities. The road is currently being traveled by semi-trucks, Waste Management trucks, and county vehicles. Construction will soon begin on the East Port WRF Expansion project which will also increase the traffic. A new public public facility is currently being constructed which will now open up this roadway to the public.

	Prior Actual	Est FY25	Calc. for FY26		New \$ FY26	FY26	FY27	FY28	FY29	FY30	FY31	FUTURE	Total
			Orig. FY26	Est c/o to FY26									
EXPENDITURE PLAN (000'S)													
Design/Arch/Eng	4			496	-5	490							495
Land (or ROW)													
Construction				4,500	-4,500							6,254	6,254
Internal Costs	5			220	-220							313	318
Equipment													
Interest													
Other Fees & Costs													
Total Project Cost	10			5,215	-4,725	490						6,567	7,067
FUNDING PLAN (000'S)													
Utility Operations & Maint	10			5,215	-4,725	490						6,567	7,067
Total Funding	10			5,215	-4,725	490						6,567	7,067
LOAN REPAYMENT SCHEDULE (000'S)													
Total Loan Repayment													
OPERATING BUDGET IMPACT (000'S)													
Personal Svc.													
Non-personal													
Capital													
Total Operating													

FY2026 Capital Improvements Budget / FY 2026 - FY 2031 Project Detail Project No. **c410914**

GENERAL PROJECT DATA:		Status	In Progress	CONCURRENCY REQUIREMENTS (Y/N)		PROJECT NEED CRITERIA		PROJECT SCHEDULE		FY26	FY27	FY28	FY29	FY30	FY31	
Project Title:	Sandhill Widening			Does project add new capacity?	Yes	Safety	X	Desgn/Arch		1 2 3 4	1 2 3 4	1 2 3 4	1 2 3 4	1 2 3 4	1 2 3 4	
Functional Area:	Traffic Circulation	Is project required to maintain level of service:				Mandate		Land/ROW								
Department:	Public Works/Engineering	- Within 5 years? List project in CIE				Replace		Construct								
Location:	Mid County	- From 6 to 10 years? Monitor Annually				Growth	X	Equipment								

PROJECT DESCRIPTION:
 The initial funding was required to perform an engineering evaluation of the roadway, from Kings Highway to Deep Creek Blvd to determine the best scenario to improve traffic circulation. Once the finalized alternative is selected by the Board of County Commissioners, the design and construction will be scheduled.

Sandhill MSTU will make a contribution to the improvements in Phase 1.

PROJECT RATIONALE (Include Additional LOS Detail, if necessary):
 Sandhill Blvd. will require widening in future years to sustain LOS. Current build-out of adjacent properties is occurring. An evaluation is needed to assess current conditions and establish a policy for requiring and acquiring right of way to accommodate future needs.

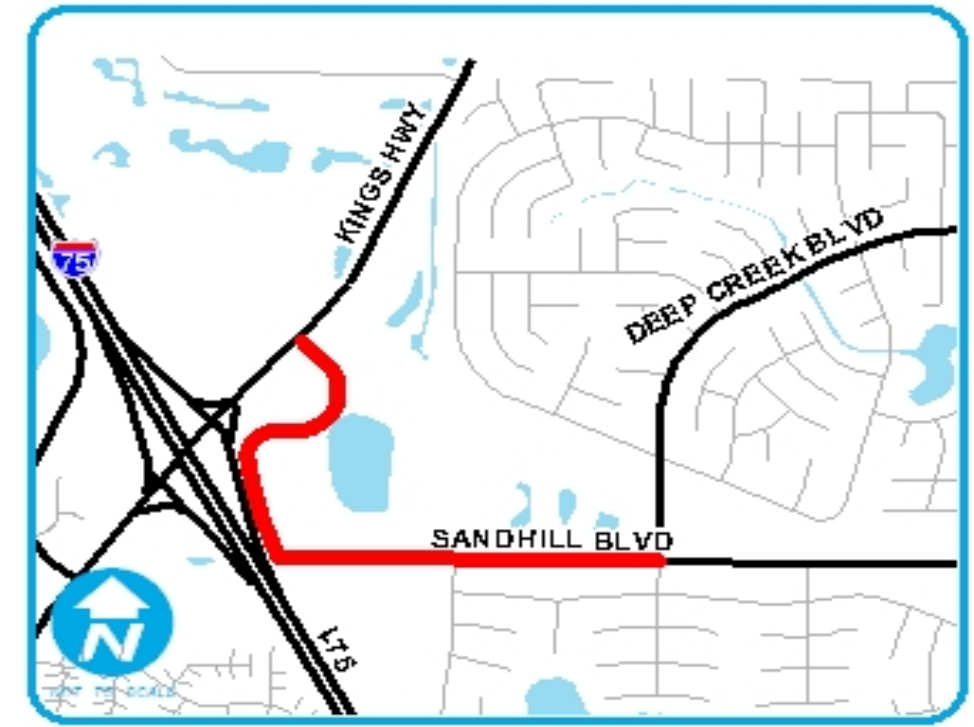
OPERATING BUDGET IMPACT:
 Additional operating costs as a result of annual activities for sweeping, mowing & utilities (electric) for street lighting system.

Total Length in Miles	1.0
Lane Miles Added	2.0
Lane Miles Rebuilt	0.6
New Intersections Signalized	
New Intersections (Non-Signl)	

Ten year growth analysis show improvements are needed. However, five year growth analysis are lower, and do not reflect need within the next five years. Improvements should be monitored and planned for construction in the 6 to 10 year period.

LOS INFORMATION
 Adopted LOS D *Future column is not programmed; it is listed
 Current LOS D for County planning purposes only.

	Prior Actual	Est FY25	Calc. for FY26			FY26	FY27	FY28	FY29	FY30	FY31	FUTURE*	Total
			Orig. FY26	Est c/o to FY26	New \$ FY26								
EXPENDITURE PLAN (000'S)													
Design/Arch/Eng	335	116		1,208		1,208							1,658
Land (or ROW)	25	6		2,070		2,070							2,101
Mitigation Land													
Construction	1,228			14,442		14,442							15,670
Internal Costs	286	4		564		564							854
Landscaping													
Interest													
Other Fees & Costs													
Total Project Cost	1,874	125		18,284		18,284							20,283
FUNDING PLAN (000'S)													
Gas Tax (Capital)	335												335
Road Impact Fees	634	125		18,284		18,284							19,043
MSBU/TU Assessments	905												905
Total Funding	1,874	125		18,284		18,284							20,283
LOAN REPAYMENT SCHEDULE (000'S)													
Total Loan Repayment													
ANNUAL OPERATING BUDGET IMPACT (000'S)													
Personal Svc.													
Non-personal Capital								29	29	29	29		118
Total Operating								29	29	29	29		118



FY2026 Capital Improvements Budget / FY 2026 - FY 2031 Project Detail **Project No. c412404**

GENERAL PROJECT DATA:		Status In Progress	CONCURRENCY REQUIREMENTS (Y/N)		PROJECT NEE	PROJECT SCHEDULE	FY26	FY27	FY28	FY29	FY30	FY31
Project Title:	Veterans / Cochran Blvd Intersection Impvts		Does project add new capacity?	Yes	CRITERIA		1 2 3 4	1 2 3 4	1 2 3 4	1 2 3 4	1 2 3 4	1 2 3 4
Functional Area:	Road Improvements	Is project required to maintain level of service:			Safety	X	Design/Arch					
Department:	Public Works/Engineering	- Within 5 years? List project in CIE			Mandate		Land/ROW					
Location:	Mid County	- From 6 to 10 years? Monitor Annually			Replace		Construct					
					Growth	X	Equipment					

<p>PROJECT DESCRIPTION: This project is to add additional turning lanes on four legs of the intersection at Veterans and Cochran Blvd, as well as new mast arms.</p> <p>Added project to CIP via BA24-086 1/9/24 amendment.</p> <p>OPERATING BUDGET IMPACT: Minimal impacts expected for existing intersections.</p>	<p>PROJECT RATIONALE (Include Additional LOS Detail, if necessary): This project will provide additional capacity at this busy intersection while enhancing the public safety.</p> <p>With this intersection improvement, traffic will flow better and will reduce the congestion at this intersection during peak hours.</p>
--	---

	Prior Actual	Est FY25	Calc. for FY26		New \$ FY26	FY26	FY27	FY28	FY29	FY30	FY31	FUTURE	Total
			Orig. FY26	Est c/o to FY26									
EXPENDITURE PLAN (000'S)													
Design/Arch/Eng													
Land (or ROW)													
Construction		1		3,524		3,524							3,525
Internal Costs	13	6.33		186		186							205
Equipment and Furnishings													
Interest													
Other Fees & Costs													
Total Project Cost	13	7		3,710		3,710							3,730
FUNDING PLAN (000'S)													
Grants				3,523		3,523							3,523
Road Impact Fees	11	7		187		187							205
Gas Tax (Capital)	2												2
Total Funding	13	7		3,710		3,710							3,730
LOAN REPAYMENT SCHEDULE (000'S)													
Total Loan Repayment													
ANNUAL OPERATING BUDGET IMPACT (000'S)													
Personal Svc.													
Non-personal							29	29	29	29	29		143
Capital													
Total Operating							29	29	29	29	29		143

FY2026 Capital Improvements Budget / FY 2026 - FY 2031 Project Detail

Project No. c412216

GENERAL PROJECT DATA:		Status	In Progress	CONCURRENCY REQUIREMENTS		(Y/N)	PROJECT NEED		PROJECT SCHEDULE		FY26	FY27	FY28	FY29	FY30	FY31						
Project Title:	Burnt Store Road Area Corridor			Does project add new capacity?	Yes		CRITERIA		SCHEDULE		1	2	3	4	1	2	3	4	1	2	3	4
Functional Area:	Traffic Circulation			Is project required to maintain level of service:			Safety	x	Design/Arch													
Department:	Public Works/Engineering			- Within 5 years? List project in CIE	No		Mandate		Land/ROW													
Location:	South County			- From 6 to 10 years? Monitor Annually	Yes		Replace		Construct													
							Growth	x	Equipment													

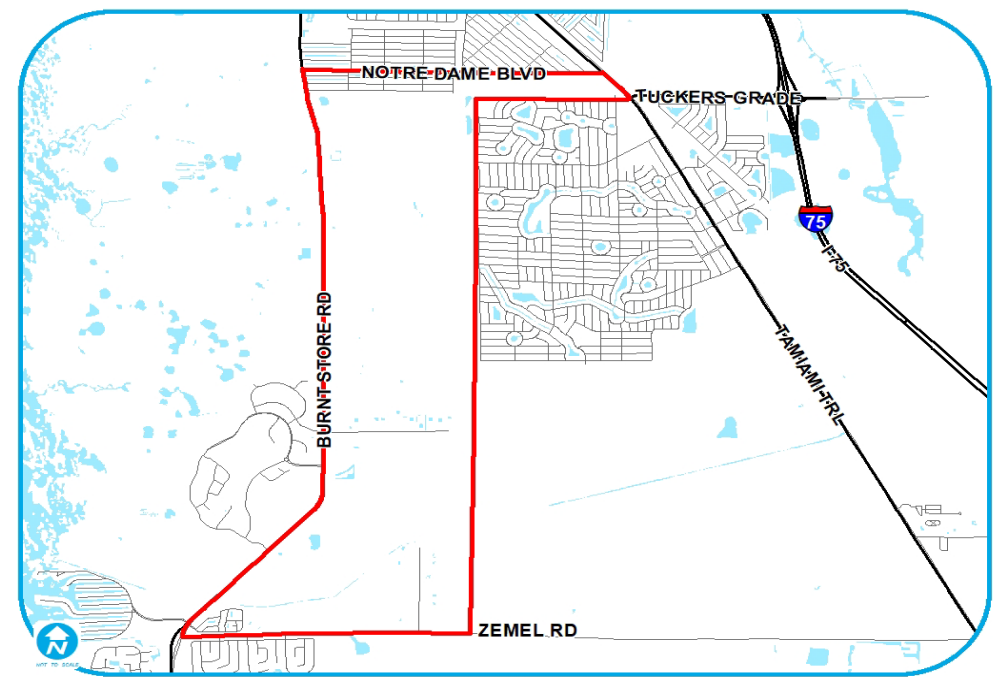
PROJECT DESCRIPTION:
 Burnt Store Road area will continue to experience large scale development growth. There is a need to establish the roadway network that will serve this area as depicted in the Comprehensive plan. Burnt Store Road Area Corridor is bound by Zemel Road to the south, Burnt Store Road to the east, Notre Dame Boulevard to the north, US 41 and Green Gulf Boulevard to the East as shown on the map. The initial funding will be to conduct a traffic study, to set an alignment for an East-West roadway to connect Burnt Store Road to US 41 and establish the need, if any, for a North-South Roadway parallel to Burnt Store Road. Future costs will be developed closer to time of construction and be shown on the Capital Needs Assessment.

PROJECT RATIONALE (Include Additional LOS Detail, if necessary):
 Burnt Store Road is a 4-lane facility and will require widening in the future to sustain an adequate Level of Service (LOS). In addition it is anticipated that an East-West connector will be required to connect BSR to US 41 to maintain an adequate LOS for the roadway network.

OPERATING BUDGET IMPACT:
 No initial operating impacts for the corridor study; to be determined.
 Future operating impacts will be determined after the results of the study are known, and will be determined based upon the road miles of new roadways recommended in the study. Costs may include landscape maintenance, sweeping, sign inspection and replacement, right of way mowing, and street lighting.

- Total length in miles To be determined
- Lane miles added
- Lane miles rebuilt
- New intersections signalized
- New intersections (non signal)
- Re-build bridges

	Prior Actual	Est FY25	Calc. for FY26		New \$ FY26	FY26	FY27	FY28	FY29	FY30	FY31	FUTURE	Total
			Orig. FY26	Est c/o to FY26									
EXPENDITURE PLAN (000'S)													
Design/Arch/Eng	246	41		113		113							400
Land (or ROW)	3,793			207		207							4,000
Construction													
Internal Costs	6	2.80		41		41							50
Equipment													
Interest													
Other Fees & Costs													
Total Project Cost	4,046	44		361		361							4,450
FUNDING PLAN (000'S)													
Gas Tax (Capital)	3,488	44		468	-468								3,532
Road Impact Fees	558			-107	468	361							918
Total Funding	4,046	44		361		361							4,450
LOAN REPAYMENT SCHEDULE (000'S)													
Total Loan Repayment													
ANNUAL OPERATING BUDGET IMPACT (000'S)													
Personal Svc.													
Non-personal													
Capital													
Total Operating													



FY2026 Capital Improvements Budget / FY 2026 - FY 2031 Project Detail

Project No. c412602

GENERAL PROJECT DATA:		Status New	CONCURRENCY REQUIREMENTS (Y/N)		PROJECT NEED	PROJECT SCHEDULE	FY26	FY27	FY28	FY29	FY30	FY31
Project Title:	Burnt Store Road E/W Connector (new 2 lane road)		Does project add new capacity?	Yes	CRITERIA		1 2 3 4	1 2 3 4	1 2 3 4	1 2 3 4	1 2 3 4	1 2 3 4
Functional Area:	Road Improvements		Is project required to maintain level of service:		Safety							
Department:	Public Works\Engineering		- Within 5 years? List project in CIE	Yes	Mandate							
Location:	South County		- From 6 to 10 years? Monitor Annually	Yes	Replace							
					Growth	X						

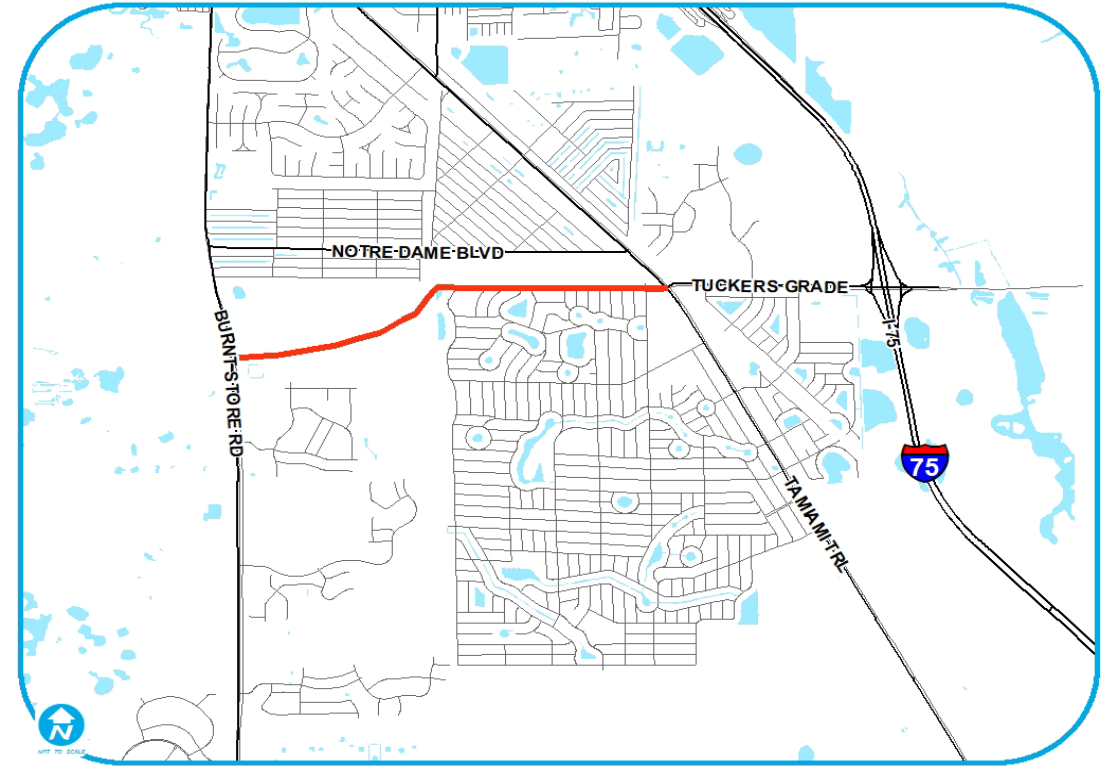
PROJECT DESCRIPTION:
 New construction of a 2 lane roadway connecting Burnt Store Road and U.S. 41 in a 4 lane Right of Way. The project is approximately 2.3 miles in length.

PROJECT RATIONALE (Include Additional LOS Detail, if necessary):
 The East / West connector (Tuckers Grade Extension) is required to connect Burnt Store Road with US 41 to maintain an adequate LOS for the roadway network. Burnt Store Road is a 4-lane facility and will require widening in the future to sustain an adequate Level of Service (LOS).

OPERATING BUDGET IMPACT:
 Additional operating impacts will be mowing, sweeping, and edging of sidewalks. The maintenance will be paid for from gas tax.

REPLACEMENT COUNTY PROPERTY NO.:

	Prior Actual	Est FY25	Calc. for FY26			FY26	FY27	FY28	FY29	FY30	FY31	FUTURE	Total
			Orig. FY26	Est c/o to FY26	New \$ FY26								
EXPENDITURE PLAN (000'S)													
Design/Arch/Eng								4,364					4,364
Land (or ROW)									6,263				6,263
Construction										33,429			33,429
Internal Costs								45		682			727
Equipment													
Interest													
Other Fees & Costs													
Total Project Cost								4,409	6,263	34,111			44,783
FUNDING PLAN (000'S)													
Gas Tax (Capital)													
Road Impact Fees													
Pending Sales Tax 2026								4,409	6,263	34,111			44,783
Total Funding								4,409	6,263	34,111			44,783
LOAN REPAYMENT SCHEDULE (000'S)													
Total Loan Repayment													
OPERATING BUDGET IMPACT (000'S)													
Personal Svc.													
Non-personal Capital											13		13
Total Operating													13



FY2026 Capital Improvements Budget / FY 2026 - FY 2031 Project Detail **Project No. c411111**

GENERAL PROJECT DATA:		Status	In Debt Service	CONCURRENCY REQUIREMENTS (Y/N)		PROJECT NEED CRITERIA		PROJECT SCHEDULE		FY26	FY27	FY28	FY29	FY30	FY31		
Project Title:	Burnt Store Road Widening Ph 2			Does project add new capacity? Yes		Safety X		Desgn/Arch		1	2	3	4	1	2	3	4
Functional Area:	Traffic Circulation			Is project required to maintain level of service:		Mandate		Land/ROW									
Department:	Public Works/Engineering			- Within 5 years? List project in CIE No		Replace		Construct									
Location:	South County			- From 6 to 10 years? Monitor Annually Yes		Growth X		Equipment									

PROJECT DESCRIPTION:
 Phase 2 is comprised of road widening and associated drainage improvements for the 4.2 mile segment from Notre Dame Blvd to just north of Zemel Road. FDOT has approached the county with a grant to fund half of engineering design, at \$2,250,000. The amount earned for the Utility design is not included in the project, and has been deducted. The grant will pay for 50% of the roadway design, as well as design of utilities that need relocating. Cost of design of new utilities in the corridor are not included. The amount of grant revenue deferred, is due to the design contract award being lower than estimated in the grant contract. The grant will only pay 50% of actual costs. Borrowing in 2020 is estimated for 15 years, interest will accrue.

PROJECT RATIONALE (Include Additional LOS Detail, if necessary):
 In recent years there has been significant interest in developing the vast vacant sites within Charlotte County adjacent to this corridor. The need for widening is apparent as these sites are developed. While there has been some discussion with Lee County and Cape Coral staffs about programming a 6 lane facility, the Charlotte Board has taken the approach that 4 lanes is adequate for the Charlotte transportation needs far into the future, and therefore this is the adopted plan.

OPERATING BUDGET IMPACT:

Additional operating costs as a result of annual activities for median maintenance, sweeping, mowing, sign inspection, sign maintenance and utilities (electric).	Total Length in Miles	4.2
	Lane Miles Added	8.4
	Lane Miles Rebuilt	8.4
	New Intersections Signalized	0
	New Intersection (Non-Signl)	0

LOS INFORMATION
 Adopted LOS D
 Current LOS C

	Prior Actual	Est FY25	Calc. for FY26			FY26	FY27	FY28	FY29	FY30	FY31	FUTURE	Total
			Orig. FY26	Est c/o to FY26	New \$ FY26								

EXPENDITURE PLAN (000'S)

Design/Arch/Eng	2,621			79		79							2,701
Land (or ROW)	16,019	31		1,785		1,785							17,835
Mitigation Land													
Construction	23,522			12		12							23,533
Internal Costs	1,001			218		218							1,219
Landscaping													
Interest	1,354	268	245			245	222	198	174	149	124	237	2,971
Other Fees & Costs	105												105
Total Project Cost	44,622	299	245	2,095		2,340	222	198	174	149	124	237	48,365

FUNDING PLAN (000'S)

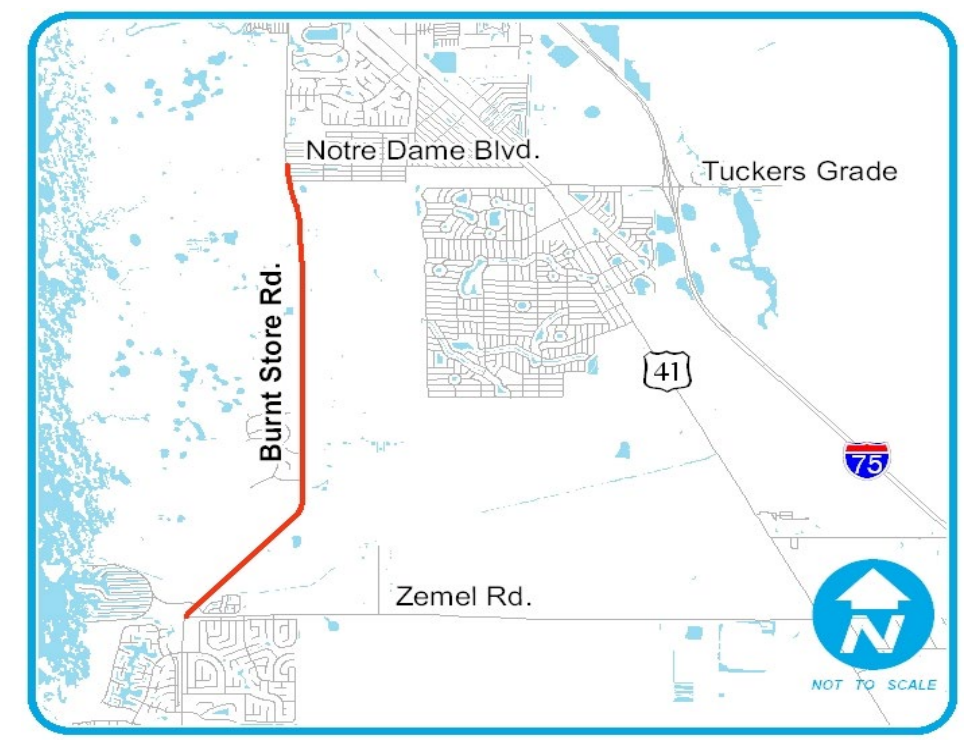
Gas Tax (Capital)	1,463	-1,150		-1,216		-1,216							-903
Grants	7,294												7,294
Road Impact Fees	17,720	1,449	245	3,311		3,557	222	198	174	149	124	237	23,829
Debt Proceeds	18,132												18,132
Capital Projects Fund													
Developer Contribution	13												13
Total Funding	44,622	299	245	2,095		2,340	222	198	174	149	124	237	48,365

LOAN REPAYMENT SCHEDULE (000'S)

Gas Tax	566			566		566							1,132
Road Impact Fees	3,617	1,150	1,173	566		1,739	1,197	1,220	1,244	1,269	1,294	5,402	18,132
Capital Projects Fund													
Total Loan Repayment	4,183	1,150	1,173	1,132		2,305	1,197	1,220	1,244	1,269	1,294	5,402	19,264

ANNUAL OPERATING BUDGET IMPACT (000'S)

Personal Svc.							120	122	125	127	130		624
Non-personal							314	320	326	333	339		1,632
Capital													
Total Operating							434	442	451	460	469		2,256



Note on Grant Activity:
 The Utility expense is not incurred in this project; the total grant of \$2,250,000 should reflect a reduction for the amount earned in the Utility.

FY2026 Capital Improvements Budget / FY 2026 - FY 2031 Project Detail **Project No. c410915**

GENERAL PROJECT DATA:		Status	In Progress	CONCURRENCY REQUIREMENTS (Y/N)		PROJECT NEED CRITERIA		PROJECT SCHEDULE		FY26	FY27	FY28	FY29	FY30	FY31
Project Title:	Burnt Store Road Ph 3			Does project add new capacity?	Yes	Safety	X	Design/Arch		1 2 3 4	1 2 3 4	1 2 3 4	1 2 3 4	1 2 3 4	1 2 3 4
Functional Area:	Traffic Circulation			Is project required to maintain level of service:	No	Mandate		Land/ROW							
Department:	Public Works/Engineering			- Within 5 years? List project in CIE	No	Replace		Construct							
Location:	South County			- From 6 to 10 years? Monitor Annually	Yes	Growth	X	Equipment							

PROJECT DESCRIPTION:
Continuation of right of way acquisition via eminent domain.

FDOT awarded \$6.118 million TRIP funds in the FY13-17 work plan. No funds may be expended for construction before July 1, 2012 when the TRIP funds become available (FM 429810-1). \$20 million of 2009 Sales Tax Referendum dollars were allocated to this project.

PROJECT RATIONALE (Include Additional LOS Detail, if necessary):
In recent years there has been significant interest in developing the vast vacant sites within Charlotte County adjacent to this corridor. The need for widening is apparent as these sites are developed. While there has been some discussion with Lee County and Cape Coral staffs about programming a 6 lane facility, the Charlotte Board has taken the approach that 4 lanes is adequate for the Charlotte transportation needs far into the future, and therefore this is the adopted plan.

OPERATING BUDGET IMPACT:

Total Length in Miles	2.6
Lane Miles Added	5.2
Lane Miles Rebuilt	5.2
New Intersections Signalized	1
New Intersection (Non-Signl)	0

LOS INFORMATION
Adopted LOS D *Future column is not programmed; it is listed for County planning purposes only.
Current LOS D

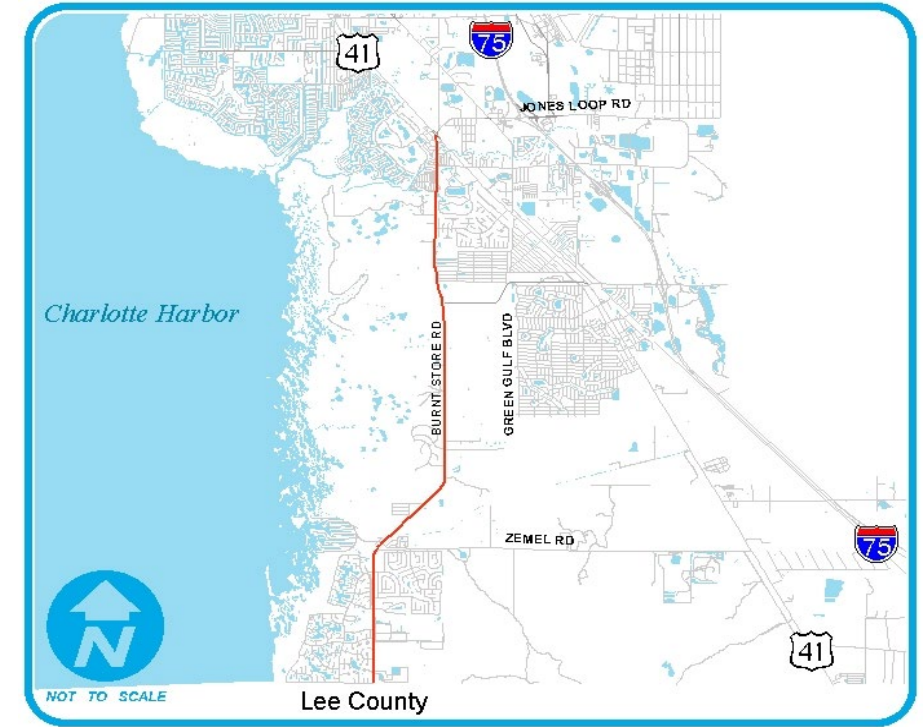
	Prior Actual	Est FY25	Calc. for FY26			FY26	FY27	FY28	FY29	FY30	FY31	FUTURE*	Total
			Orig. FY26	Est c/o to FY26	New \$ FY26								

EXPENDITURE PLAN (000'S)													
Design/Arch/Eng	1,639												1,639
Land (or ROW)	7,911	17		88		88							8,015
Mitigation Land													
Construction	15,183											8,137	23,320
Utilities Construction	3,432												3,432
Internal Costs	831												831
Interest													
Other Fees & Costs													
Total Project Cost	28,995	17		88		88						8,137	37,236

FUNDING PLAN (000'S)													
Gas Tax (Capital)	2,498											8,137	10,635
Road Impact Fees	379	17		88		88							483
Sales Tax 2009	20,000												20,000
Grants	6,118												6,118
Total Funding	28,995	17		88		88						8,137	37,236

LOAN REPAYMENT SCHEDULE (000'S)													
Total Loan Repayment													

ANNUAL OPERATING BUDGET IMPACT (000'S)													
Personal Svc.			5	69	74	75	77	79	80	82			467
Non-personal			15	188	203	207	211	215	220	224			1,281
Capital													
Total Operating			20	257	277	283	288	294	300	306			1,747



FY2026 Capital Improvements Budget / FY 2026 - FY 2031 Project Detail

Project No. c412603

GENERAL PROJECT DATA:		Status New	CONCURRENCY REQUIREMENTS (Y/N)	PROJECT NEED	PROJECT SCHEDULE	FY26	FY27	FY28	FY29	FY30	FY31
Project Title:	Jones Loop Road North - Roundabout at Piper	Does project add new capacity?	Yes/No	CRITERIA		1 2 3 4	1 2 3 4	1 2 3 4	1 2 3 4	1 2 3 4	1 2 3 4
Functional Area:	Road Improvements	Is project required to maintain level of service:	Yes/No	Safety	Desgn/Arch						
Department:	Public Works\Engineering	- Within 5 years? List project in CIE	Yes/No	Mandate	Land/ROW						
Location:	South County	- From 6 to 10 years? Monitor Annually	Yes/No	Replace	Construct						
				Growth	Equipment						

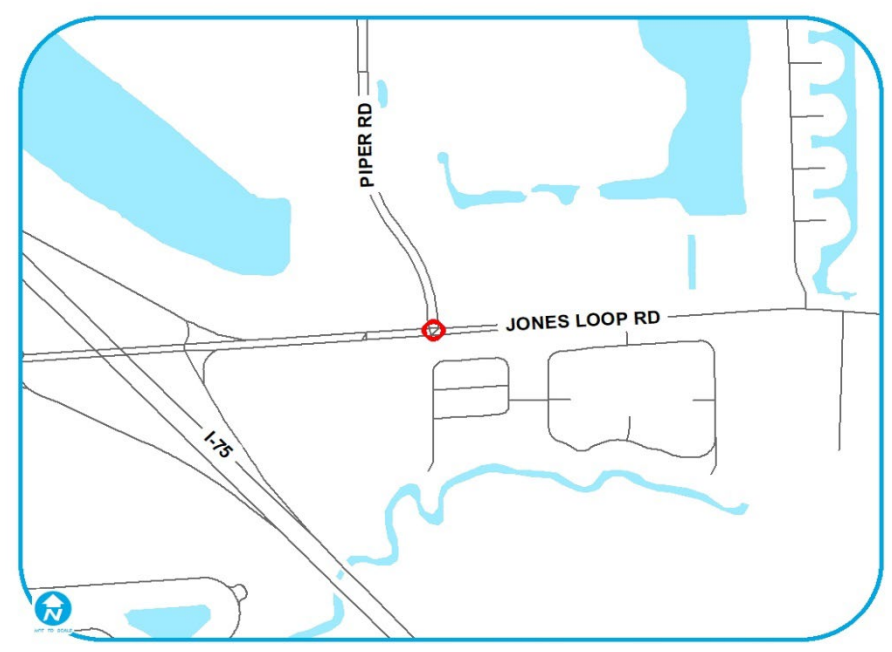
PROJECT DESCRIPTION:
New construction of a Roundabout at Jones Loop Road and Piper Road.

PROJECT RATIONALE (Include Additional LOS Detail, if necessary):
The Piper Road intersection provides the southern access point to the Punta Gorda Airport and the Enterprise Charlotte Airport Park. The Roundabout will improve the LOS and enhance access for freight and commuter traffic to major north-south corridors.

OPERATING BUDGET IMPACT:
Additional operating impacts will be mowing, sweeping, and edging of sidewalks. The maintenance will be paid for from gas tax.

REPLACEMENT COUNTY PROPERTY NO.:

	Prior Actual	Est FY25	Calc. for FY26			FY26	FY27	FY28	FY29	FY30	FY31	FUTURE	Total
			Orig. FY26	Est c/o to FY26	New \$ FY26								
EXPENDITURE PLAN (000'S)													
Design/Arch/Eng									569				569
Land (or ROW)													
Construction								3,584					3,584
Internal Costs								80					80
Equipment													
Interest													
Other Fees & Costs													
Total Project Cost									4,234				4,234
FUNDING PLAN (000'S)													
Grants									4,234				4,234
Total Funding									4,234				4,234
LOAN REPAYMENT SCHEDULE (000'S)													
Total Loan Repayment													
OPERATING BUDGET IMPACT (000'S)													
Personal Svc.													
Non-personal									33	33			66
Capital													
Total Operating									33	33			66



FY2026 Capital Improvements Budget / FY 2026 - FY 2031 Project Detail **Project No. c411110**

GENERAL PROJECT DATA:		Status	In Progress	CONCURRENCY REQUIREMENTS (Y/N)		PROJECT NEED CRITERIA	PROJECT SCHEDULE	FY26	FY27	FY28	FY29	FY30	FY31
Project Title:	Piper Road North			Does project add new capacity?	Yes	Safety	Design/Arch	1 2 3 4	1 2 3 4	1 2 3 4	1 2 3 4	1 2 3 4	1 2 3 4
Functional Area:	Traffic Circulation			Is project required to maintain level of service:		Mandate	Land/ROW						
Department:	Public Works/Engineering			- Within 5 years? List project in CIE	No	Replace	Construct						
Location:	South County			- From 6 to 10 years? Monitor Annually	No	Growth	Equipment						

PROJECT DESCRIPTION:
 The roadway is complete. Continued activity for Right of Way acquisition and ROW mapping.

\$22,413 million from the 2014 Sales Tax Referendum was originally allocated to this project. FY24 adds back ROW funding removed too soon. \$300,000 of Sales Tax funding was reallocated to the South County Community Library project, 3/27/18. \$107,000 of Sales Tax funding was reallocated to McGuire Park project 6/26/18.

PROJECT RATIONALE (Include Additional LOS Detail, if necessary):
 Economic development is a top goal of the BCC. The Airport Commerce Park has been identified as the first priority for business development. While there is a limited roadway network in place serving the airport, it is insufficient to support the development of a 3000-acre tract of land and the traffic that is ultimately generated at build out. Piper Rd. (4 lanes) will serve as the primary thoroughfare with various collectors and interconnecting streets to be constructed as development is programmed. While various utilities are in place within or near the Corridor, extensions and enhancements will be required as development occurs, depending on the requirements of businesses.

OPERATING BUDGET IMPACT:

Additional operating costs as a result of annual activities for median maintenance, sweeping, mowing, sign inspection, sign maintenance and utilities (electric).	Total Length in Miles	1.35
	Lane Miles Added	5.4
	Lane Miles Rebuilt	0
	New Intersections Signalized	0
	New Intersection (Non-Signl)	0

LOS INFORMATION *Future column is not programmed; it is listed for County planning purposes only.
 Adopted LOS D
 Current LOS B (portion on new alignment)

		Calc. for FY26												
	Prior Actual	Est FY25	Orig. FY26	Est c/o to FY26	New \$ FY26	FY26	FY27	FY28	FY29	FY30	FY31	FUTURE*	Total	

EXPENDITURE PLAN (000'S)														
Design/Arch/Eng	230			15		15								244
Land (or ROW)	3,515	17		706	-1	704								4,236
Mitigation Land														
Construction	7,375													7,375
Internal Costs	640	.23		-1	1									640
Utilities Construction	729													729
Interest														
Other Fees & Costs														
Total Project Cost	12,489	17		719		719								13,225

FUNDING PLAN (000'S)														
Gas Tax (Capital)														
Sales Tax 2014	11,760	17		719		719								12,496
Grants	729													729
Total Funding	12,489	17		719		719								13,225

LOAN REPAYMENT SCHEDULE (000'S)														
Total Loan Repayment														

ANNUAL OPERATING BUDGET IMPACT (000'S)														
Personal Svc.							50	51	53	54	54			262
Non-personal							110	113	117	120	120			580
Capital														
Total Operating							160	164	170	174	174			842



FY2026 Capital Improvements Budget / FY 2026 - FY 2031 Project Detail

Project No. c412606

GENERAL PROJECT DATA:		Status New	CONCURRENCY REQUIREMENTS (Y/N)	PROJECT NEED	PROJECT	FY26	FY27	FY28	FY29	FY30	FY31
Project Title:	Taylor Road Widening/ N Jones Loop to Airport Rd	Does project add new capacity?	Yes/No	CRITERIA	SCHEDULE	1 2 3 4	1 2 3 4	1 2 3 4	1 2 3 4	1 2 3 4	1 2 3 4
Functional Area:	Road Improvements	Is project required to maintain level of service:	Yes/No	Safety	Design/Arch						
Department:	Public Works\Engineering	- Within 5 years? List project in CIE	Yes/No	Mandate	Land/ROW						
Location:	South County	- From 6 to 10 years? Monitor Annually	Yes/No	Replace X	Construct						
				Growth	Equipment						

PROJECT DESCRIPTION:
This project has moved outside of the CIP window due to FDOT's change in methodology of concurrency.

PROJECT RATIONALE (Include Additional LOS Detail, if necessary):

OPERATING BUDGET IMPACT:
Asphalt Maintenance

REPLACEMENT COUNTY PROPERTY NO.:

	Prior Actual	Est FY25	Calc. for FY26			FY26	FY27	FY28	FY29	FY30	FY31	FUTURE	Total
			Orig. FY26	Est c/o to FY26	New \$ FY26								
EXPENDITURE PLAN (000'S)													
Design/Arch/Eng												5,648	5,648
Land (or ROW)												16,856	16,856
Construction												39,321	39,321
Internal Costs												860	860
Equipment													
Interest													
Other Fees & Costs													
Total Project Cost												62,685	62,685
FUNDING PLAN (000'S)													
Pending Sales Tax 2026												62,685	62,685
Total Funding												62,685	62,685
LOAN REPAYMENT SCHEDULE (000'S)													
Total Loan Repayment													
OPERATING BUDGET IMPACT (000'S)													
Personal Svc.													
Non-personal												.2	
Capital													
Total Operating													

FY2026 Capital Improvements Budget / FY 2026 - FY 2031 Project Detail

Project No. c412605

GENERAL PROJECT DATA:		Status New	CONCURRENCY REQUIREMENTS (Y/N)		PROJECT NEED	PROJECT	FY26	FY27	FY28	FY29	FY30	FY31
Project Title:	Taylor Road Widening/ US41 to N Jones Loop Road		Does project add new capacity?	Yes/No	CRITERIA	SCHEDULE	1 2 3 4	1 2 3 4	1 2 3 4	1 2 3 4	1 2 3 4	1 2 3 4
Functional Area:	Road Improvements		Is project required to maintain level of service:	Yes/No	Safety	Design/Arch						
Department:	Public Works\Engineering		- Within 5 years? List project in CIE	Yes/No	Mandate	Land/ROW						
Location:	South County		- From 6 to 10 years? Monitor Annually	Yes/No	Replace	Construct						
					Growth	Equipment						

<p>PROJECT DESCRIPTION: This project has moved outside of the CIP window due to FDOT's change in methodology of concurrency.</p>	<p>PROJECT RATIONALE (Include Additional LOS Detail, if necessary):</p>
---	--

OPERATING BUDGET IMPACT:
Asphalt Maintenance

REPLACEMENT COUNTY PROPERTY NO.:

	Prior Actual	Est FY25	Calc. for FY26			FY26	FY27	FY28	FY29	FY30	FY31	FUTURE	Total
			Orig. FY26	Est c/o to FY26	New \$ FY26								
EXPENDITURE PLAN (000'S)													
Design/Arch/Eng												5,648	5,648
Land (or ROW)												11,669	11,669
Construction												45,884	45,884
Internal Costs												994	994
Equipment													
Interest													
Other Fees & Costs													
Total Project Cost												64,196	64,196
FUNDING PLAN (000'S)													
Pending Sales Tax 2026												64,196	64,196
Total Funding												64,196	64,196
LOAN REPAYMENT SCHEDULE (000'S)													
Total Loan Repayment													
OPERATING BUDGET IMPACT (000'S)													
Personal Svc.													
Non-personal												.2	
Capital													
Total Operating													

FY2026 Capital Improvements Budget / FY 2026 - FY 2031 Project Detail **Project No. c412501**

GENERAL PROJECT DATA:		Status	In Progress	CONCURRENCY REQUIREMENTS		(Y/N)	PROJECT NEED	PROJECT	FY26	FY27	FY28	FY29	FY30	FY31
Project Title: Gasparilla Rd Connector Sidewalk				Does project add new capacity?		No	CRITERIA	SCHEDULE	1 2 3 4	1 2 3 4	1 2 3 4	1 2 3 4	1 2 3 4	1 2 3 4
Functional Area: Pedestrian Facilities				Is project required to maintain level of service:			Safety	Design/Arch						
Department: Public Works - Engineering				- Within 5 years? List project in CIE		N/A	Mandate	Land/ROW						
Location: West County				- From 6 to 10 years? Monitor Annually		N/A	Replace	Construct						
							Growth	Equipment						

<p>PROJECT DESCRIPTION: This project is to build a sidewalk from the existing sidewalk on Gasparilla Rd to Gulf Shores Drive. This sidewalk will provide connectivity to an existing crosswalk.</p> <p>This project is a carve out from c412214 "Sidewalks - Gap/Infill Gas Taxes/Impact Fees".</p>	<p>PROJECT RATIONALE (Include Additional LOS Detail, if necessary): This project is to increase connectivity and safety on Boca Grande.</p> <p>Project will be funded by road impact fees as they are available. Funding will be provided from Capital Gas Tax if impact fee funding is insufficient.</p>
---	---

OPERATING BUDGET IMPACT:
 Mowing and edging of the sidewalks will be funded through gas tax.

Calc. for FY26													
	Prior Actual	Est FY25	Orig. FY26	Est c/o to FY26	New \$ FY26	FY26	FY27	FY28	FY29	FY30	FY31	FUTURE	Total
EXPENDITURE PLAN (000'S)													
Design/Arch/Eng				50		50							50
Land (or ROW)													
Construction			250			250							250
Internal Costs			25	10		35							35
Equipment													
Interest													
Other Fees & Costs													
Total Project Cost			275	60		335							335
FUNDING PLAN (000'S)													
Gas Tax (Capital)													
Road Impact Fees			275	60		335							335
Total Funding			275	60		335							335
LOAN REPAYMENT SCHEDULE (000'S)													
Total Loan Repayment													
ANNUAL OPERATING BUDGET IMPACT (000'S)													
Personal Svc.													
Non-personal							20	20	20	20			80
Capital													
Total Operating							20	20	20	20			80

FY2026 Capital Improvements Budget / FY 2026 - FY 2031 Project Detail Project No. **c410521**

GENERAL PROJECT DATA:		Status	In Progress	CONCURRENCY REQUIREMENTS (Y/N)		PROJECT NEED CRITERIA		PROJECT SCHEDULE		FY26	FY27	FY28	FY29	FY30	FY31	
Project Title:	CR 775 (Placida Rd) Safety Impvts/Rotonda Blvd West to Boca			Does project add new capacity?	Yes	Safety		Design/Arch	1	2	3	4	1	2	3	4
Functional Area:	Traffic Circulation			Is project required to maintain level of service:	No	Mandate		Land/ROW								
Department:	Public Works/Engineering			- Within 5 years? List project in CIE	No	Replace		Construct								
Location:	West County			- From 6 to 10 years? Monitor Annually	Yes	Growth		Equipment								

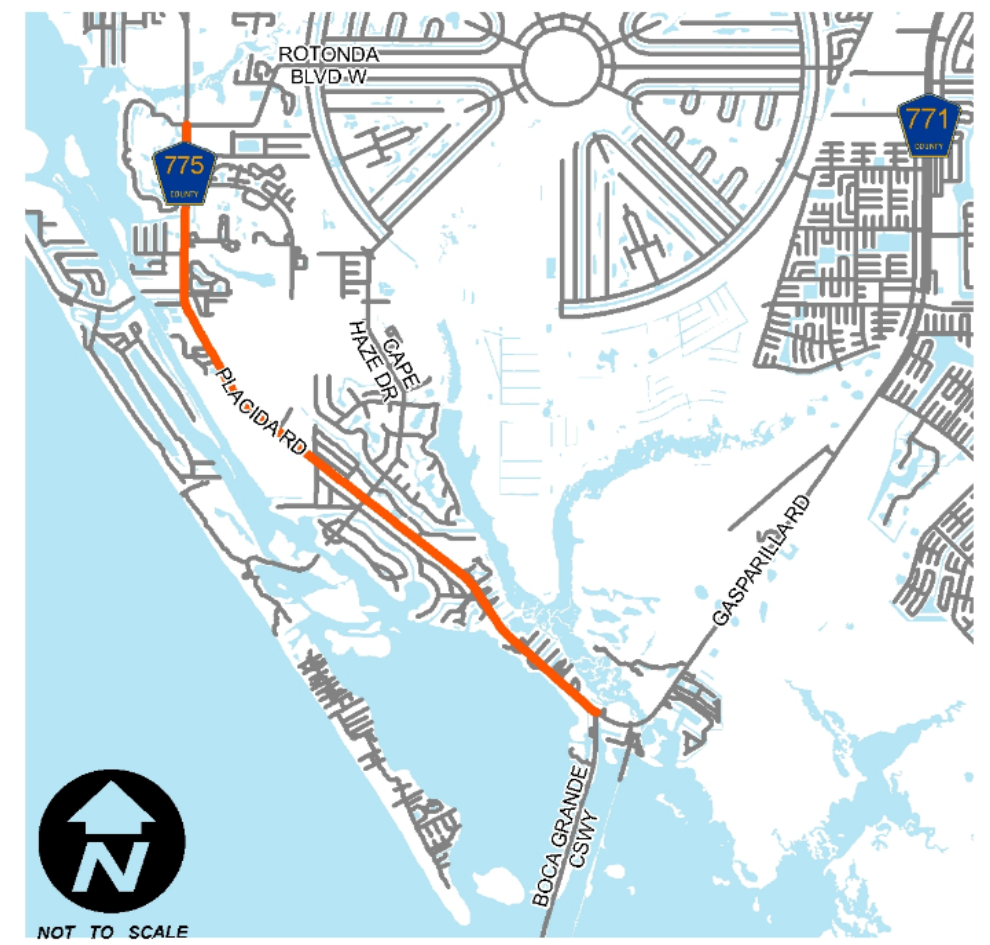
PROJECT DESCRIPTION: Continuation of Eminent Domain land acquisition for future widening. Design widening from Cape Haze Drive to Rotonda Blvd West, purchase ROW and store the plans (confirmed with RES 2.27.20 on-going). Roadway project was completed in 2019, with right of way acquisition continuing for future widening. Project in 2019 included design and construction of roadway safety improvements: 1) 10 foot wide multi-use path between Rotonda Blvd. West and Boca Grande Causeway 2) Northbound protected left turn (signal) green arrow at Rotonda Blvd West; 3) Southbound left turn at Bantry Bay; 4) Southbound decel lane at Cape Haze Drive; 5) Mill and resurface between Rotonda Blvd West and Causeway; 6) Northbound left turn at Panama. This project was selected for inclusion in the 2008 Sales Tax Referendum and \$28 Million of Sales Tax funds was originally allocated. Project costs were revised in FY2011.

PROJECT RATIONALE (Include Additional LOS Detail, if necessary):
The primary need for this project is to enhance this corridor for a hurricane evacuation route. A secondary need is to accommodate increases in traffic volume/flow as a result of development/build-out in the region.

OPERATING BUDGET IMPACT:	Total Length in Miles	
Additional operating costs as a result of annual activities for maintenance, sweeping, mowing, sign inspection, sign maintenance and utilities (electric).	Lane Miles Added	
	Lane Miles Rebuilt	
	New Intersections Signalized	
	New Intersection (Non-Signl)	0

LOS INFORMATION
Adopted LOS D *Future column is not programmed; it is listed for County planning purposes only.
Current LOS B

	Prior Actual	Est FY25	Calc. for FY26			FY26	FY27	FY28	FY29	FY30	FY31	FUTURE	Total
			Orig. FY26	Est c/o to FY26	New \$ FY26								
EXPENDITURE PLAN (000'S)													
Design/Arch/Eng	2,800												2,800
Land (or ROW)	2,306	29		83	207	290							2,625
Mitigation Land													
Construction	7,151												7,151
Internal Costs	542												542
Landscaping													
Interest													
Other Fees & Costs													
Total Project Cost	12,798	29		83	207	290							13,117
FUNDING PLAN (000'S)													
Gas Tax (Capital)	152												152
Road Impact Fees	2,957												2,957
Sales Tax 2009	9,689	29		83	207	290							10,008
Total Funding	12,798	29		83	207	290							13,117
LOAN REPAYMENT SCHEDULE (000'S)													
Total Loan Repayment													
ANNUAL OPERATING BUDGET IMPACT (000'S)													
Personal Svc.			5		5	5	5	5	5	5	6		31
Non-personal			10		13	23	23	24	24	25	25		144
Capital													
Total Operating			15		13	28	28	29	29	30	31		175



FY2026 Capital Improvements Budget / FY 2026 - FY 2031 Project Detail **Project No. c412519**

GENERAL PROJECT DATA:		Status In Progress	CONCURRENCY REQUIREMENTS (Y/N)		PROJECT NEED CRITERIA	PROJECT SCHEDULE	FY26	FY27	FY28	FY29	FY30	FY31
Project Title:	SUN Trail - Cape Haze Pioneer Trail Gillott-Myakka State Forest		Does project add new capacity?	Yes/No	Safety	Desgn/Arch	1 2 3 4	1 2 3 4	1 2 3 4	1 2 3 4	1 2 3 4	1 2 3 4
Functional Area:	Road Improvements		Is project required to maintain level of service:	Yes/No	Mandate	Land/ROW						
Department:	Public Works\Engineering		- Within 5 years? List project in CIE	Yes/No	Replace	Construct						
Location:	West County - 776		- From 6 to 10 years? Monitor Annually	Yes/No	Growth	Equipment						

PROJECT DESCRIPTION:
 Design and construction of a 12 foot multi use trail.
 Segment 2 - SR776 - From Gillot Blvd to Myakka State Forrest

 Funding is available for design of both sections, construction funding will be applied for once designed.

PROJECT RATIONALE (Include Additional LOS Detail, if necessary):
 This project provides a continuation of the Suntrail Network from the Florida State line south and is recognized as a vital connection in the Florida Greenways & Trails System Plan, the Statewide Comprehensive Outdoor Recreation Plan on the Land Trails Opportunity Map, and our Charlotte County Bicycle & Pedestrian Master Plan

OPERATING BUDGET IMPACT:
 Mowing and edging of the pathway will be funded through the agreement with FDOT to mow along their roadways.

REPLACEMENT COUNTY PROPERTY NO.:

	Prior Actual	Est FY25	Calc. for FY26			FY26	FY27	FY28	FY29	FY30	FY31	FUTURE	Total
			Orig. FY26	Est c/o to FY26	New \$ FY26								
EXPENDITURE PLAN (000'S)													
Design/Arch/Eng				928		928							928
Land (or ROW)													
Construction							10,274						10,274
Internal Costs			10			10	210						220
Equipment													
Interest													
Other Fees & Costs													
Total Project Cost			10	928		938	10,484						11,423
FUNDING PLAN (000'S)													
Gas Tax (Capital)			10			10	210						220
Grants				928		928							928
Grants Pending							10,274						10,274
Total Funding			10	928		938	10,484						11,423
LOAN REPAYMENT SCHEDULE (000'S)													
Total Loan Repayment													
OPERATING BUDGET IMPACT (000'S)													
Personal Svc.													
Non-personal								34	34	34			102
Capital													
Total Operating								34	34	34			102

FY2026 Capital Improvements Budget / FY 2026 - FY 2031 Project Detail **Project No. c412518**

GENERAL PROJECT DATA:		Status In Progress	CONCURRENCY REQUIREMENTS (Y/N)		PROJECT NEED	PROJECT SCHEDULE	FY26	FY27	FY28	FY29	FY30	FY31
Project Title:	SUN Trail - Cape Haze Pioneer Trail US41- Gillott Blvd		Does project add new capacity?	Yes/No	CRITERIA		1 2 3 4	1 2 3 4	1 2 3 4	1 2 3 4	1 2 3 4	1 2 3 4
Functional Area:	Road Improvements		Is project required to maintain level of service:	Yes/No	Safety							
Department:	Public Works\Engineering		- Within 5 years? List project in CIE	Yes/No	Mandate							
Location:	West County - 776		- From 6 to 10 years? Monitor Annually	Yes/No	Replace							
					Growth	x						

<p>PROJECT DESCRIPTION: Design and construction of a 12 foot multi use trail. Segment 1 - SR776 - from US41 to Gillot Blvd</p> <p>Funding is available for design of both sections, construction funding will be applied for once designed.</p>	<p>PROJECT RATIONALE (Include Additional LOS Detail, if necessary): This project provides a continuation of the Suntrail Network from the Florida State line south and is recognized as a vital connection in the Florida Greenways & Trails System Plan, the Statewide Comprehensive Outdoor Recreation Plan on the Land Trails Opportunity Map, and our Charlotte County Bicycle & Pedestrian Master Plan</p>
--	---

OPERATING BUDGET IMPACT:
 Mowing and edging of the pathway will be funded through the agreement with FDOT to mow along their roadways.

REPLACEMENT COUNTY PROPERTY NO.:

	Prior Actual	Est FY25	Calc. for FY26			FY26	FY27	FY28	FY29	FY30	FY31	FUTURE	Total
			Orig. FY26	Est c/o to FY26	New \$ FY26								
EXPENDITURE PLAN (000'S)													
Design/Arch/Eng				2,536		2,536							2,536
Land (or ROW)													
Construction							28,070						28,070
Internal Costs			20			20	570						590
Equipment													
Interest													
Other Fees & Costs													
Total Project Cost			20	2,536		2,556	28,640						31,196
FUNDING PLAN (000'S)													
Gas Tax (Capital)			20			20	570						590
Grants				2,536		2,536							2,536
Grants Pending							28,070						28,070
Total Funding			20	2,536		2,556	28,640						31,196
LOAN REPAYMENT SCHEDULE (000'S)													
Total Loan Repayment													
OPERATING BUDGET IMPACT (000'S)													
Personal Svc.													
Non-personal								32	32	32			96
Capital													
Total Operating								32	32	32			96

FY2026 Capital Improvements Budget / FY 2026 - FY 2031 Project Detail **Project No. c412520**

GENERAL PROJECT DATA:		Status In Progress	CONCURRENCY REQUIREMENTS (Y/N)		PROJECT NEED	PROJECT	FY26	FY27	FY28	FY29	FY30	FY31
Project Title:	SUN Trail Cape Haze S. Fork of Alligator Creek Bridge		Does project add new capacity?	Yes/No	CRITERIA	SCHEDULE	1 2 3 4	1 2 3 4	1 2 3 4	1 2 3 4	1 2 3 4	1 2 3 4
Functional Area:	Road Improvements		Is project required to maintain level of service:		Safety	Design/Arch						
Department:	Public Works\Engineering		- Within 5 years? List project in CIE	Yes/No	Mandate	Land/ROW						
Location:	South County - US41 over Alligator Creek		- From 6 to 10 years? Monitor Annually	Yes/No	Replace	Construct						
					Growth	Equipment						

PROJECT DESCRIPTION:
 Install a prefabricated bicycle and pedestrian rated bridge structure over the south fork of Alligator Creek to complete a gap in the existing US 41 Multi Use Recreational Trail (MURT) providing improved safety for Suntrail patrons.

 Funding is available for design. Construction funding will be applied for once designed.

PROJECT RATIONALE (Include Additional LOS Detail, if necessary):
 This project is to install a bicycle/pedestrian bridge over the south fork of Alligator Creek to complete a gap in the existing US 41 Multi Use Recreational Trail (MURT) providing improved safety for Suntrail patrons.

OPERATING BUDGET IMPACT:
 There should be no maintenance needed on the bridge structure for the first 10 years.

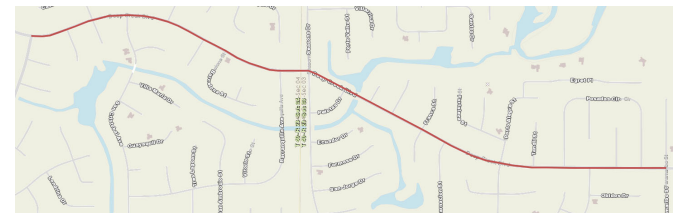

REPLACEMENT COUNTY PROPERTY NO.:

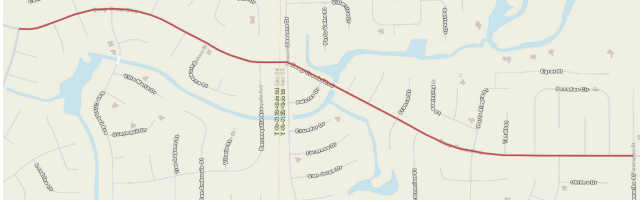

	Prior Actual	Est FY25	Calc. for FY25		FY26	FY27	FY28	FY29	FY30	FY31	FUTURE	Total
			Orig. FY26	Est c/o to FY26								
EXPENDITURE PLAN (000'S)												
Design/Arch/Eng			822		822							822
Land (or ROW)												
Construction						3,925						3,925
Internal Costs				5	5	80						85
Equipment												
Interest												
Other Fees & Costs												
Total Project Cost			822	5	827	4,005						4,832
FUNDING PLAN (000'S)												
Gas Tax (Capital)					5	5	80					85
Grants			822		822							822
Grants Pending						3,925						3,925
Total Funding			822	5	827	4,005						4,832
LOAN REPAYMENT SCHEDULE (000'S)												
Total Loan Repayment												
OPERATING BUDGET IMPACT (000'S)												
Personal Svc.												
Non-personal												
Capital												
Total Operating												

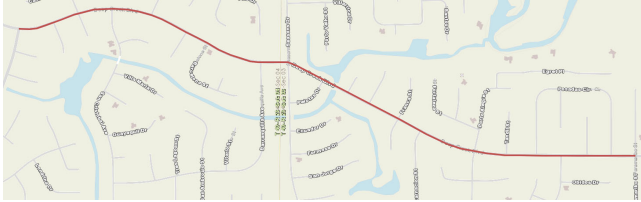
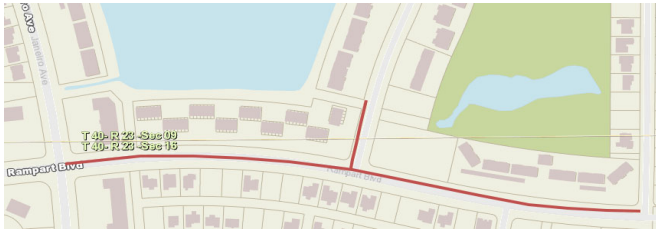


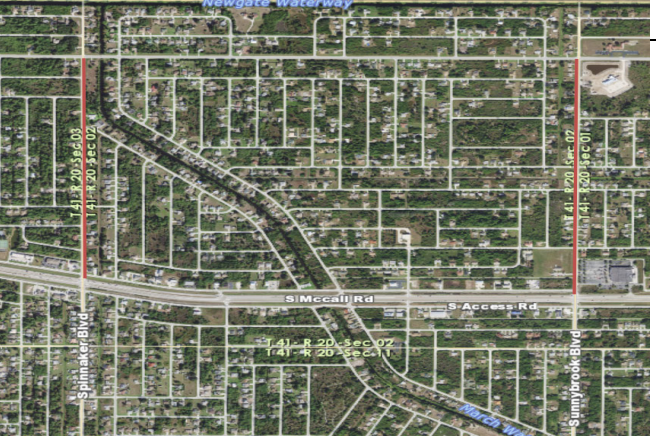
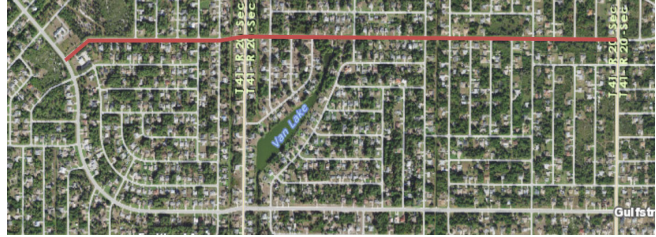
This page intentionally left blank

FY2026 Capital Improvements Budget / FY 2026 - FY 2031 Project Detail												Project No.																					
GENERAL PROJECT DATA:						CONCURRENCY REQUIREMENTS:						PROJECT NEED CRITERIA	PROJECT SCHEDULE	FY26	FY27	FY28	FY29	FY30	FY31														
Project Title: Section S MSBU/TU Roadway & Sidewalk Infrastructure						Does project add capacity (Y/N)? Is it required to maintain Level of Service: W/in 5 years? List in CIE (Y/N): 6 to 10 years? Monitor (Y/N):						Safety	Design/Arch	1	2	3	4	1	2	3	4	1	2	3	4	1	2	3	4	1	2	3	4
Functional Area: MSBU/TU												Mandate	Land/ROW																				
Department: Public Works/Engineering												Replace	Construct																				
Location:												Growth	Equipment																				
PROJECT DESCRIPTION:												PROJECT RATIONALE (Include Additional LOS Detail, if necessary):																					
OPERATING BUDGET IMPACT:																																	
Calc. for FY26																																	
	Prior Actual	Est FY25	Orig. FY26	Est c/o to FY26	New \$ FY26	FY26	FY27	FY28	FY29	FY30	FY31	FUTURE	Total																				
EXPENDITURE PLAN (000'S)																																	
Design/Arch/Eng	1,172	120	283	898	224	1,405		412	286				3,394																				
Land (or ROW)	6												6																				
Construction	3,276		8,416	3,663	-2,003	10,076	3,428	2,239	5,366	5,227			29,612																				
Internal Costs	593	17	271	231	-197	304	100	67	192	200			1,474																				
Equipment																																	
Legal Fees																																	
Interest					91	91	149	115	78	40	20		493																				
Other Fees & Costs																																	
Permit Monitoring																																	
Total Project Cost	5,047	138	8,970	4,792	-1,886	11,876	3,678	2,832	5,922	5,467	20		34,979																				
FUNDING PLAN (000'S)																																	
MSBU/TU Assessments	2,466	127	5,412	4,379	-1,839	7,952	3,528	2,717	5,843	5,427			28,061																				
Debt Proceeds			3,648		-6	3,642							3,642																				
Grants																																	
Other	0																																
Gas Tax (Trans Trust)																																	
Ad Valorem	2,581	11	-90	412	-40	282	149	115	78	40	20		3,275																				
Total Funding	5,047	138	8,970	4,792	-1,886	11,876	3,678	2,832	5,922	5,467	20		34,979																				
LOAN REPAYMENT SCHEDULE (000'S)																																	
Assessments																																	
Total Loan Repayment																																	
OPERATING BUDGET IMPACT (000'S)																																	
Personal Svc.																																	
Non-personal			66		-8	58	271	385	487	709	971		2,881																				
Capital																																	
Total Operating			66		-8	58	271	385	487	709	971		2,881																				

FY2026 Capital Improvements Budget / FY 2026 - FY 2031 Project Detail											Project No. c412204																																																																																																																																																																																																																																																																																																																							
GENERAL PROJECT DATA:			Status	In Progress	CONCURRENCY REQUIREMENTS			(Y/N)	PROJECT NEED CRITERIA		PROJECT SCHEDULE	FY26		FY27		FY28		FY29		FY30		FY31																																																																																																																																																																																																																																																																																																												
Project Title:			Deep Creek Sidewalks Rampart Blvd/ Rio De Janeiro to Navigator		Does project add new capacity?			Yes/No	Safety		x	1	2	3	4	1	2	3	4	1	2	3	4	1	2	3	4																																																																																																																																																																																																																																																																																																							
Functional Area:			Pedestrian Mobility		Is project required to maintain level of service:			Yes/No	Mandate																																																																																																																																																																																																																																																																																																																									
Department:			Public Works/Engineering		- Within 5 years? List project in CIE			Yes/No	Replace																																																																																																																																																																																																																																																																																																																									
Location:			Deep Creek MSBU		- From 6 to 10 years? Monitor Annually			Yes/No	Growth		x																																																																																																																																																																																																																																																																																																																							
PROJECT DESCRIPTION:											PROJECT RATIONALE (Include Additional LOS Detail, if necessary):																																																																																																																																																																																																																																																																																																																							
To construct sidewalks throughout the Deep Creek MSBU based on priorities in their sidewalk master plan.											The Deep Creek MSBU committee requested to construct sidewalks within the Deep Creek MSBU from their sdiewalk Master Plan.																																																																																																																																																																																																																																																																																																																							
Location: Rampart Blvd from Rio De Janeiro to Navigator.																																																																																																																																																																																																																																																																																																																																		
OPERATING BUDGET IMPACT:											REPLACEMENT COUNTY PROPERTY NO.:																																																																																																																																																																																																																																																																																																																							
Mowing and edging - \$4,460 to be funded by the MSBU, \$17,000 to be funded by Road and Bridge.																																																																																																																																																																																																																																																																																																																																		
<table border="1"> <thead> <tr> <th colspan="6">Calc. for FY26</th> <th colspan="2">FY26</th> <th>FY27</th> <th>FY28</th> <th>FY29</th> <th>FY30</th> <th>FY31</th> <th>FUTURE</th> <th>Total</th> </tr> <tr> <th>Prior Actual</th> <th>Est FY25</th> <th>Orig. FY26</th> <th>Est c/o to FY26</th> <th>New \$ FY26</th> <th></th> <th></th> <th></th> <th></th> <th></th> <th></th> <th></th> <th></th> <th></th> <th></th> </tr> </thead> <tbody> <tr> <td colspan="15" style="text-align: center;">EXPENDITURE PLAN (000'S)</td> </tr> <tr> <td>Design/Arch/Eng Land (or ROW)</td> <td></td> <td>40</td> <td></td> <td>154</td> <td>-124</td> <td>30</td> <td></td> <td></td> <td></td> <td></td> <td></td> <td></td> <td></td> <td>70</td> </tr> <tr> <td>Construction</td> <td></td> <td></td> <td>531</td> <td>395</td> <td>-411</td> <td>515</td> <td></td> <td></td> <td></td> <td></td> <td></td> <td></td> <td></td> <td>515</td> </tr> <tr> <td>Internal Costs</td> <td>8</td> <td>3</td> <td>10</td> <td>15</td> <td>14</td> <td>39</td> <td></td> <td></td> <td></td> <td></td> <td></td> <td></td> <td></td> <td>50</td> </tr> <tr> <td>Equipment</td> <td></td> <td></td> <td></td> <td></td> <td></td> <td></td> <td></td> <td></td> <td></td> <td></td> <td></td> <td></td> <td></td> <td></td> </tr> <tr> <td>Interest</td> <td></td> <td></td> <td></td> <td></td> <td></td> <td></td> <td></td> <td></td> <td></td> <td></td> <td></td> <td></td> <td></td> <td></td> </tr> <tr> <td>Other Fees & Costs</td> <td></td> <td></td> <td></td> <td></td> <td></td> <td></td> <td></td> <td></td> <td></td> <td></td> <td></td> <td></td> <td></td> <td></td> </tr> <tr> <td>Total Project Cost</td> <td>8</td> <td>42</td> <td>541</td> <td>565</td> <td>-521</td> <td>584</td> <td></td> <td></td> <td></td> <td></td> <td></td> <td></td> <td></td> <td>635</td> </tr> <tr> <td colspan="15" style="text-align: center;">FUNDING PLAN (000'S)</td> </tr> <tr> <td>MSBU/TU Assessments</td> <td>8</td> <td>42</td> <td>541</td> <td>565</td> <td>-521</td> <td>584</td> <td></td> <td></td> <td></td> <td></td> <td></td> <td></td> <td></td> <td>635</td> </tr> <tr> <td>Total Funding</td> <td>8</td> <td>42</td> <td>541</td> <td>565</td> <td>-521</td> <td>584</td> <td></td> <td></td> <td></td> <td></td> <td></td> <td></td> <td></td> <td>635</td> </tr> <tr> <td colspan="15" style="text-align: center;">LOAN REPAYMENT SCHEDULE (000'S)</td> </tr> <tr> <td></td> <td></td> <td></td> <td></td> <td></td> <td></td> <td></td> <td></td> <td></td> <td></td> <td></td> <td></td> <td></td> <td></td> <td></td> </tr> <tr> <td>Total Loan Repayment</td> <td></td> <td></td> <td></td> <td></td> <td></td> <td></td> <td></td> <td></td> <td></td> <td></td> <td></td> <td></td> <td></td> <td></td> </tr> <tr> <td colspan="15" style="text-align: center;">ANNUAL OPERATING BUDGET IMPACT (000'S)</td> </tr> <tr> <td>Personal Svc.</td> <td></td> <td></td> <td></td> <td></td> <td></td> <td></td> <td></td> <td></td> <td></td> <td></td> <td></td> <td></td> <td></td> <td></td> </tr> <tr> <td>Non-personal Capital</td> <td></td> <td></td> <td>4</td> <td></td> <td></td> <td></td> <td>22</td> <td>22</td> <td>22</td> <td>23</td> <td></td> <td></td> <td>89</td> <td>178</td> </tr> <tr> <td>Total Operating</td> <td></td> <td></td> <td>4</td> <td></td> <td></td> <td></td> <td>22</td> <td>22</td> <td>22</td> <td>23</td> <td></td> <td></td> <td>89</td> <td>178</td> </tr> </tbody> </table>											Calc. for FY26						FY26		FY27	FY28	FY29	FY30	FY31	FUTURE	Total	Prior Actual	Est FY25	Orig. FY26	Est c/o to FY26	New \$ FY26											EXPENDITURE PLAN (000'S)															Design/Arch/Eng Land (or ROW)		40		154	-124	30								70	Construction			531	395	-411	515								515	Internal Costs	8	3	10	15	14	39								50	Equipment															Interest															Other Fees & Costs															Total Project Cost	8	42	541	565	-521	584								635	FUNDING PLAN (000'S)															MSBU/TU Assessments	8	42	541	565	-521	584								635	Total Funding	8	42	541	565	-521	584								635	LOAN REPAYMENT SCHEDULE (000'S)																														Total Loan Repayment															ANNUAL OPERATING BUDGET IMPACT (000'S)															Personal Svc.															Non-personal Capital			4				22	22	22	23			89	178	Total Operating			4				22	22	22	23			89	178	 											
Calc. for FY26						FY26		FY27	FY28	FY29	FY30	FY31	FUTURE	Total																																																																																																																																																																																																																																																																																																																				
Prior Actual	Est FY25	Orig. FY26	Est c/o to FY26	New \$ FY26																																																																																																																																																																																																																																																																																																																														
EXPENDITURE PLAN (000'S)																																																																																																																																																																																																																																																																																																																																		
Design/Arch/Eng Land (or ROW)		40		154	-124	30								70																																																																																																																																																																																																																																																																																																																				
Construction			531	395	-411	515								515																																																																																																																																																																																																																																																																																																																				
Internal Costs	8	3	10	15	14	39								50																																																																																																																																																																																																																																																																																																																				
Equipment																																																																																																																																																																																																																																																																																																																																		
Interest																																																																																																																																																																																																																																																																																																																																		
Other Fees & Costs																																																																																																																																																																																																																																																																																																																																		
Total Project Cost	8	42	541	565	-521	584								635																																																																																																																																																																																																																																																																																																																				
FUNDING PLAN (000'S)																																																																																																																																																																																																																																																																																																																																		
MSBU/TU Assessments	8	42	541	565	-521	584								635																																																																																																																																																																																																																																																																																																																				
Total Funding	8	42	541	565	-521	584								635																																																																																																																																																																																																																																																																																																																				
LOAN REPAYMENT SCHEDULE (000'S)																																																																																																																																																																																																																																																																																																																																		
Total Loan Repayment																																																																																																																																																																																																																																																																																																																																		
ANNUAL OPERATING BUDGET IMPACT (000'S)																																																																																																																																																																																																																																																																																																																																		
Personal Svc.																																																																																																																																																																																																																																																																																																																																		
Non-personal Capital			4				22	22	22	23			89	178																																																																																																																																																																																																																																																																																																																				
Total Operating			4				22	22	22	23			89	178																																																																																																																																																																																																																																																																																																																				

FY2026 Capital Improvements Budget / FY 2026 - FY 2031 Project Detail													Project No. c412609																																																																																																																																																																																																																																																																																																																																
GENERAL PROJECT DATA:			Status In Progress		CONCURRENCY REQUIREMENTS (Y/N)			PROJECT NEED CRITERIA		PROJECT SCHEDULE		FY26		FY27		FY28		FY29		FY30		FY31																																																																																																																																																																																																																																																																																																																							
Project Title: Deep Creek Blvd Sidewalks/Rio De Janeiro to Seasons					Does project add new capacity? Yes/No			Safety x		Desgn/Arch		1 2 3 4		1 2 3 4		1 2 3 4		1 2 3 4		1 2 3 4		1 2 3 4																																																																																																																																																																																																																																																																																																																							
Functional Area: Pedestrian Mobility					Is project required to maintain level of service: - Within 5 years? List project in CIE Yes/No			Mandate		Land/ROW																																																																																																																																																																																																																																																																																																																																			
Department: Public Works/Engineering					- From 6 to 10 years? Monitor Annually Yes/No			Replace		Construct																																																																																																																																																																																																																																																																																																																																			
Location: Deep Creek MSBU								Growth x		Equipment																																																																																																																																																																																																																																																																																																																																			
PROJECT DESCRIPTION:													PROJECT RATIONALE (Include Additional LOS Detail, if necessary):																																																																																																																																																																																																																																																																																																																																
To construct sidewalks throughout the Deep Creek MSBU based on priorities in their sidewalk master plan.													The Deep Creek MSBU committee requested to construct sidewalks within the Deep Creek MSBU from their sidewalk Master Plan.																																																																																																																																																																																																																																																																																																																																
Location - Deep Creek Blvd from Rio De Janeiro to Seasons - 3,995 LF																																																																																																																																																																																																																																																																																																																																													
OPERATING BUDGET IMPACT:													REPLACEMENT COUNTY PROPERTY NO.:																																																																																																																																																																																																																																																																																																																																
Mowing and edging to be funded by the MSBU.																																																																																																																																																																																																																																																																																																																																													
<table border="1"> <thead> <tr> <th colspan="2"></th> <th colspan="3">Calc. for FY26</th> <th colspan="10"></th> <th colspan="1"></th> </tr> <tr> <th>Prior Actual</th> <th>Est FY25</th> <th>Orig. FY26</th> <th>Est c/o to FY26</th> <th>New \$ FY26</th> <th>FY26</th> <th>FY27</th> <th>FY28</th> <th>FY29</th> <th>FY30</th> <th>FY31</th> <th>FUTURE</th> <th>Total</th> </tr> </thead> <tbody> <tr> <td colspan="14" style="text-align: center;">EXPENDITURE PLAN (000'S)</td> </tr> <tr> <td>Design/Arch/Eng</td> <td></td> <td></td> <td></td> <td>125</td> <td>125</td> <td></td> <td></td> <td></td> <td></td> <td></td> <td></td> <td></td> <td>125</td> </tr> <tr> <td>Land (or ROW)</td> <td></td> <td></td> <td></td> <td></td> <td></td> <td></td> <td></td> <td></td> <td></td> <td></td> <td></td> <td></td> <td></td> </tr> <tr> <td>Construction</td> <td></td> <td></td> <td></td> <td></td> <td></td> <td>1,042</td> <td></td> <td></td> <td></td> <td></td> <td></td> <td></td> <td>1,042</td> </tr> <tr> <td>Internal Costs</td> <td></td> <td></td> <td></td> <td>15</td> <td>15</td> <td>25</td> <td></td> <td></td> <td></td> <td></td> <td></td> <td></td> <td>40</td> </tr> <tr> <td>Equipment</td> <td></td> <td></td> <td></td> <td></td> <td></td> <td></td> <td></td> <td></td> <td></td> <td></td> <td></td> <td></td> <td></td> </tr> <tr> <td>Interest</td> <td></td> <td></td> <td></td> <td></td> <td></td> <td></td> <td></td> <td></td> <td></td> <td></td> <td></td> <td></td> <td></td> </tr> <tr> <td>Other Fees & Costs</td> <td></td> <td></td> <td></td> <td></td> <td></td> <td></td> <td></td> <td></td> <td></td> <td></td> <td></td> <td></td> <td></td> </tr> <tr> <td>Total Project Cost</td> <td></td> <td></td> <td></td> <td>140</td> <td>140</td> <td>1,067</td> <td></td> <td></td> <td></td> <td></td> <td></td> <td></td> <td>1,207</td> </tr> <tr> <td colspan="14" style="text-align: center;">FUNDING PLAN (000'S)</td> </tr> <tr> <td>MSBU/TU Assessments</td> <td></td> <td></td> <td></td> <td>140</td> <td>140</td> <td>1,067</td> <td></td> <td></td> <td></td> <td></td> <td></td> <td></td> <td>1,207</td> </tr> <tr> <td>Total Funding</td> <td></td> <td></td> <td></td> <td>140</td> <td>140</td> <td>1,067</td> <td></td> <td></td> <td></td> <td></td> <td></td> <td></td> <td>1,207</td> </tr> <tr> <td colspan="14" style="text-align: center;">LOAN REPAYMENT SCHEDULE (000'S)</td> </tr> <tr> <td></td> <td></td> <td></td> <td></td> <td></td> <td></td> <td></td> <td></td> <td></td> <td></td> <td></td> <td></td> <td></td> <td></td> </tr> <tr> <td>Total Loan Repayment</td> <td></td> <td></td> <td></td> <td></td> <td></td> <td></td> <td></td> <td></td> <td></td> <td></td> <td></td> <td></td> <td></td> </tr> <tr> <td colspan="14" style="text-align: center;">ANNUAL OPERATING BUDGET IMPACT (000'S)</td> </tr> <tr> <td>Personal Svc.</td> <td></td> <td></td> <td></td> <td></td> <td></td> <td></td> <td></td> <td></td> <td></td> <td></td> <td></td> <td></td> <td></td> </tr> <tr> <td>Non-personal</td> <td></td> <td></td> <td></td> <td></td> <td></td> <td></td> <td></td> <td>5</td> <td>4</td> <td>4</td> <td>4</td> <td></td> <td>17</td> </tr> <tr> <td>Capital</td> <td></td> <td></td> <td></td> <td></td> <td></td> <td></td> <td></td> <td></td> <td></td> <td></td> <td></td> <td></td> <td></td> </tr> <tr> <td>Total Operating</td> <td></td> <td></td> <td></td> <td></td> <td></td> <td></td> <td></td> <td>5</td> <td>4</td> <td>4</td> <td>4</td> <td></td> <td>17</td> </tr> </tbody> </table>															Calc. for FY26														Prior Actual	Est FY25	Orig. FY26	Est c/o to FY26	New \$ FY26	FY26	FY27	FY28	FY29	FY30	FY31	FUTURE	Total	EXPENDITURE PLAN (000'S)														Design/Arch/Eng				125	125								125	Land (or ROW)														Construction						1,042							1,042	Internal Costs				15	15	25							40	Equipment														Interest														Other Fees & Costs														Total Project Cost				140	140	1,067							1,207	FUNDING PLAN (000'S)														MSBU/TU Assessments				140	140	1,067							1,207	Total Funding				140	140	1,067							1,207	LOAN REPAYMENT SCHEDULE (000'S)																												Total Loan Repayment														ANNUAL OPERATING BUDGET IMPACT (000'S)														Personal Svc.														Non-personal								5	4	4	4		17	Capital														Total Operating								5	4	4	4		17	 											
		Calc. for FY26																																																																																																																																																																																																																																																																																																																																											
Prior Actual	Est FY25	Orig. FY26	Est c/o to FY26	New \$ FY26	FY26	FY27	FY28	FY29	FY30	FY31	FUTURE	Total																																																																																																																																																																																																																																																																																																																																	
EXPENDITURE PLAN (000'S)																																																																																																																																																																																																																																																																																																																																													
Design/Arch/Eng				125	125								125																																																																																																																																																																																																																																																																																																																																
Land (or ROW)																																																																																																																																																																																																																																																																																																																																													
Construction						1,042							1,042																																																																																																																																																																																																																																																																																																																																
Internal Costs				15	15	25							40																																																																																																																																																																																																																																																																																																																																
Equipment																																																																																																																																																																																																																																																																																																																																													
Interest																																																																																																																																																																																																																																																																																																																																													
Other Fees & Costs																																																																																																																																																																																																																																																																																																																																													
Total Project Cost				140	140	1,067							1,207																																																																																																																																																																																																																																																																																																																																
FUNDING PLAN (000'S)																																																																																																																																																																																																																																																																																																																																													
MSBU/TU Assessments				140	140	1,067							1,207																																																																																																																																																																																																																																																																																																																																
Total Funding				140	140	1,067							1,207																																																																																																																																																																																																																																																																																																																																
LOAN REPAYMENT SCHEDULE (000'S)																																																																																																																																																																																																																																																																																																																																													
Total Loan Repayment																																																																																																																																																																																																																																																																																																																																													
ANNUAL OPERATING BUDGET IMPACT (000'S)																																																																																																																																																																																																																																																																																																																																													
Personal Svc.																																																																																																																																																																																																																																																																																																																																													
Non-personal								5	4	4	4		17																																																																																																																																																																																																																																																																																																																																
Capital																																																																																																																																																																																																																																																																																																																																													
Total Operating								5	4	4	4		17																																																																																																																																																																																																																																																																																																																																

FY2026 Capital Improvements Budget / FY 2026 - FY 2031 Project Detail													Project No. c412610																																																																																																																																																																																																																																																																																															
GENERAL PROJECT DATA:		Status	New	CONCURRENCY REQUIREMENTS				(Y/N)	PROJECT NEED CRITERIA		PROJECT SCHEDULE		FY26		FY27		FY28		FY29		FY30		FY31																																																																																																																																																																																																																																																																																					
Project Title:		Deep Creek Blvd Sidewalks/Seasons to Paramarbo		Does project add new capacity?				Yes/No	Safety		x		Design/Arch																																																																																																																																																																																																																																																																																															
Functional Area:		Pedestrian Mobility		Is project required to maintain level of service:					Mandate				Land/ROW																																																																																																																																																																																																																																																																																															
Department:		Public Works/Engineering		- Within 5 years? List project in CIE				Yes/No	Replace				Construct																																																																																																																																																																																																																																																																																															
Location:		Deep Creek MSBU		- From 6 to 10 years? Monitor Annually				Yes/No	Growth		x		Equipment																																																																																																																																																																																																																																																																																															
PROJECT DESCRIPTION:													PROJECT RATIONALE (Include Additional LOS Detail, if necessary):																																																																																																																																																																																																																																																																																															
To construct sidewalks throughout the Deep Creek MSBU based on priorities in their sidewalk master plan.													The Deep Creek MSBU committee requested to construct sidewalks within the Deep Creek MSBU from their sidewalk Master Plan.																																																																																																																																																																																																																																																																																															
Location: Deep Creek Blvd from Seasons to Paramarbo Ave - 5,205 LF																																																																																																																																																																																																																																																																																																												
OPERATING BUDGET IMPACT:													REPLACEMENT COUNTY PROPERTY NO.:																																																																																																																																																																																																																																																																																															
Mowing and edging to be funded by the MSBU.																																																																																																																																																																																																																																																																																																												
<table border="1"> <thead> <tr> <th colspan="2"></th> <th colspan="3">Calc. for FY26</th> <th colspan="10"></th> <th colspan="1"></th> </tr> <tr> <th>Prior Actual</th> <th>Est FY25</th> <th>Orig. FY26</th> <th>Est c/o to FY26</th> <th>New \$ FY26</th> <th>FY26</th> <th>FY27</th> <th>FY28</th> <th>FY29</th> <th>FY30</th> <th>FY31</th> <th>FUTURE</th> <th>Total</th> </tr> </thead> <tbody> <tr> <td colspan="13">EXPENDITURE PLAN (000'S)</td> </tr> <tr> <td>Design/Arch/Eng</td> <td></td> <td></td> <td></td> <td></td> <td></td> <td></td> <td>194</td> <td></td> <td></td> <td></td> <td></td> <td>194</td> </tr> <tr> <td>Land (or ROW)</td> <td></td> <td></td> <td></td> <td></td> <td></td> <td></td> <td></td> <td></td> <td></td> <td></td> <td></td> <td></td> </tr> <tr> <td>Construction</td> <td></td> <td></td> <td></td> <td></td> <td></td> <td></td> <td></td> <td>1,443</td> <td></td> <td></td> <td></td> <td>1,443</td> </tr> <tr> <td>Internal Costs</td> <td></td> <td></td> <td></td> <td></td> <td></td> <td></td> <td>7</td> <td>37</td> <td></td> <td></td> <td></td> <td>44</td> </tr> <tr> <td>Equipment</td> <td></td> <td></td> <td></td> <td></td> <td></td> <td></td> <td></td> <td></td> <td></td> <td></td> <td></td> <td></td> </tr> <tr> <td>Interest</td> <td></td> <td></td> <td></td> <td></td> <td></td> <td></td> <td></td> <td></td> <td></td> <td></td> <td></td> <td></td> </tr> <tr> <td>Other Fees & Costs</td> <td></td> <td></td> <td></td> <td></td> <td></td> <td></td> <td></td> <td></td> <td></td> <td></td> <td></td> <td></td> </tr> <tr> <td>Total Project Cost</td> <td></td> <td></td> <td></td> <td></td> <td></td> <td></td> <td>201</td> <td>1,480</td> <td></td> <td></td> <td></td> <td>1,681</td> </tr> <tr> <td colspan="13">FUNDING PLAN (000'S)</td> </tr> <tr> <td>MSBU/TU Assessments</td> <td></td> <td></td> <td></td> <td></td> <td></td> <td></td> <td>201</td> <td>1,480</td> <td></td> <td></td> <td></td> <td>1,681</td> </tr> <tr> <td>Total Funding</td> <td></td> <td></td> <td></td> <td></td> <td></td> <td></td> <td>201</td> <td>1,480</td> <td></td> <td></td> <td></td> <td>1,681</td> </tr> <tr> <td colspan="13">LOAN REPAYMENT SCHEDULE (000'S)</td> </tr> <tr> <td>Total Loan Repayment</td> <td></td> <td></td> <td></td> <td></td> <td></td> <td></td> <td></td> <td></td> <td></td> <td></td> <td></td> <td></td> </tr> <tr> <td colspan="13">ANNUAL OPERATING BUDGET IMPACT (000'S)</td> </tr> <tr> <td>Personal Svc.</td> <td></td> <td></td> <td></td> <td></td> <td></td> <td></td> <td></td> <td></td> <td></td> <td></td> <td></td> <td></td> </tr> <tr> <td>Non-personal</td> <td></td> <td></td> <td></td> <td></td> <td></td> <td></td> <td></td> <td></td> <td>5</td> <td>5</td> <td></td> <td>9</td> </tr> <tr> <td>Capital</td> <td></td> <td></td> <td></td> <td></td> <td></td> <td></td> <td></td> <td></td> <td></td> <td></td> <td></td> <td></td> </tr> <tr> <td>Total Operating</td> <td></td> <td></td> <td></td> <td></td> <td></td> <td></td> <td></td> <td></td> <td>5</td> <td>5</td> <td></td> <td>9</td> </tr> </tbody> </table>															Calc. for FY26														Prior Actual	Est FY25	Orig. FY26	Est c/o to FY26	New \$ FY26	FY26	FY27	FY28	FY29	FY30	FY31	FUTURE	Total	EXPENDITURE PLAN (000'S)													Design/Arch/Eng							194					194	Land (or ROW)													Construction								1,443				1,443	Internal Costs							7	37				44	Equipment													Interest													Other Fees & Costs													Total Project Cost							201	1,480				1,681	FUNDING PLAN (000'S)													MSBU/TU Assessments							201	1,480				1,681	Total Funding							201	1,480				1,681	LOAN REPAYMENT SCHEDULE (000'S)													Total Loan Repayment													ANNUAL OPERATING BUDGET IMPACT (000'S)													Personal Svc.													Non-personal									5	5		9	Capital													Total Operating									5	5		9	 											
		Calc. for FY26																																																																																																																																																																																																																																																																																																										
Prior Actual	Est FY25	Orig. FY26	Est c/o to FY26	New \$ FY26	FY26	FY27	FY28	FY29	FY30	FY31	FUTURE	Total																																																																																																																																																																																																																																																																																																
EXPENDITURE PLAN (000'S)																																																																																																																																																																																																																																																																																																												
Design/Arch/Eng							194					194																																																																																																																																																																																																																																																																																																
Land (or ROW)																																																																																																																																																																																																																																																																																																												
Construction								1,443				1,443																																																																																																																																																																																																																																																																																																
Internal Costs							7	37				44																																																																																																																																																																																																																																																																																																
Equipment																																																																																																																																																																																																																																																																																																												
Interest																																																																																																																																																																																																																																																																																																												
Other Fees & Costs																																																																																																																																																																																																																																																																																																												
Total Project Cost							201	1,480				1,681																																																																																																																																																																																																																																																																																																
FUNDING PLAN (000'S)																																																																																																																																																																																																																																																																																																												
MSBU/TU Assessments							201	1,480				1,681																																																																																																																																																																																																																																																																																																
Total Funding							201	1,480				1,681																																																																																																																																																																																																																																																																																																
LOAN REPAYMENT SCHEDULE (000'S)																																																																																																																																																																																																																																																																																																												
Total Loan Repayment																																																																																																																																																																																																																																																																																																												
ANNUAL OPERATING BUDGET IMPACT (000'S)																																																																																																																																																																																																																																																																																																												
Personal Svc.																																																																																																																																																																																																																																																																																																												
Non-personal									5	5		9																																																																																																																																																																																																																																																																																																
Capital																																																																																																																																																																																																																																																																																																												
Total Operating									5	5		9																																																																																																																																																																																																																																																																																																

FY2026 Capital Improvements Budget / FY 2026 - FY 2031 Project Detail											Project No. c411806																											
GENERAL PROJECT DATA:			Status	Closed	CONCURRENCY REQUIREMENTS			(Y/N)	PROJECT NEED CRITERIA		PROJECT SCHEDULE		FY26	FY27	FY28	FY29	FY30	FY31																				
Project Title:			Englewood East Sidewalks		Does project add new capacity?			No	Safety		Design/Arch		1	2	3	4	1	2	3	4	1	2	3	4	1	2	3	4	1	2	3	4						
Functional Area:			Pedestrian Mobility		Is project required to maintain level of service:				Mandate		Land/ROW																											
Department:			Public Works /Engineering		- Within 5 years? List project in CIE			N/A	Replace		Construct																											
Location:			West County / Englewood East MSBU		- From 6 to 10 years? Monitor Annually			N/A	Growth		Equipment																											
PROJECT DESCRIPTION:											PROJECT RATIONALE (Include Additional LOS Detail, if necessary):																											
1) Sidewalk Design along Spinnaker Blvd. and Sunnybrook Blvd. approximately 7,000 LF Completed FY20 2) Construct 8' Pathway on Oceanspray Blvd. Design was done with penny sale tax 8,000 LF Completed FY19 3) Construct a sidewalk on a portion of Wilmington from Pennell St to Roberta Dr. Construction FY27 Project was cancelled by the Board on 7.17.25											This project has been requested by the Englewood East MSBU.																											
OPERATING BUDGET IMPACT:											REPLACEMENT COUNTY PROPERTY NO.:																											
Mowing and edging of sidewalk will be funded by the MSBU																																						
<table border="1"> <thead> <tr> <th rowspan="2"></th> <th rowspan="2">Prior Actual</th> <th rowspan="2">Est FY25</th> <th colspan="2">Calc. for FY26</th> <th rowspan="2">FY26</th> <th rowspan="2">FY27</th> <th rowspan="2">FY28</th> <th rowspan="2">FY29</th> <th rowspan="2">FY30</th> <th rowspan="2">FY31</th> <th rowspan="2">FUTURE</th> <th rowspan="2">Total</th> </tr> <tr> <th>Orig. FY26</th> <th>Est c/o to FY26</th> <th>New \$ FY26</th> </tr> </thead> </table>												Prior Actual	Est FY25	Calc. for FY26		FY26	FY27	FY28	FY29	FY30	FY31	FUTURE	Total	Orig. FY26	Est c/o to FY26	New \$ FY26												
	Prior Actual	Est FY25	Calc. for FY26		FY26	FY27	FY28	FY29	FY30	FY31				FUTURE	Total																							
			Orig. FY26	Est c/o to FY26							New \$ FY26																											
EXPENDITURE PLAN (000'S)																																						
Design/Arch/Eng	231			3	-3							231																										
Land (or ROW)	6											6																										
Construction	1,306											1,306																										
Internal Costs	261											261																										
Equipment																																						
Interest																																						
Other Fees & Costs																																						
Total Project Cost	1,804			3	-3							1,804																										
FUNDING PLAN (000'S)																																						
MSBU/TU Assessments	1,804			3	-3							1,804																										
Total Funding	1,804			3	-3							1,804																										
LOAN REPAYMENT SCHEDULE (000'S)																																						
Total Loan Repayment																																						
ANNUAL OPERATING BUDGET IMPACT (000'S)																																						
Personal Svc.																																						
Non-personal						20	20	30	50	51		171																										
Capital																																						
Total Operating						20	20	30	50	51		171																										

FY2026 Capital Improvements Budget / FY 2026 - FY 2031 Project Detail Project No. **c412001**

GENERAL PROJECT DATA:		Status	In Progress	CONCURRENCY REQUIREMENTS		(Y/N)	PROJECT NEED	PROJECT	Project No. c412001																	
Project Title:		Greater Port Charlotte Sidewalks/Dorchester		Does project add new capacity?		Yes	CRITERIA	SCHEDULE	FY26			FY27			FY28			FY29			FY30			FY31		
Functional Area:		Pedestrian Mobility		Is project required to maintain level of service:			Safety	x	1 2 3 4			1 2 3 4			1 2 3 4			1 2 3 4			1 2 3 4			1 2 3 4		
Department:		Public Works/Engineering		- Within 5 years? List project in CIE		No	Mandate		Design/Arch			Land/ROW			Construct			Equipment								
Location:		GPC MSBU, Mid County		- From 6 to 10 years? Monitor Annually		No	Replace		Equipment																	
Growth																										

PROJECT DESCRIPTION:
 Sidewalk design and construction in the Greater Port Charlotte MSBU. Selection of roads to construct sidewalks on will be chosen from the GPC Sidewalk Master Plan that was developed for the GPC MSBU beginning with school priority.

Dorchester St Phase 1 - (Midway-Peachland, incl Viscaya and yancy) - 25
 Dorchester St Phase 2 - (Peachland-Bachman, incl Bachman to Atwater) - 26

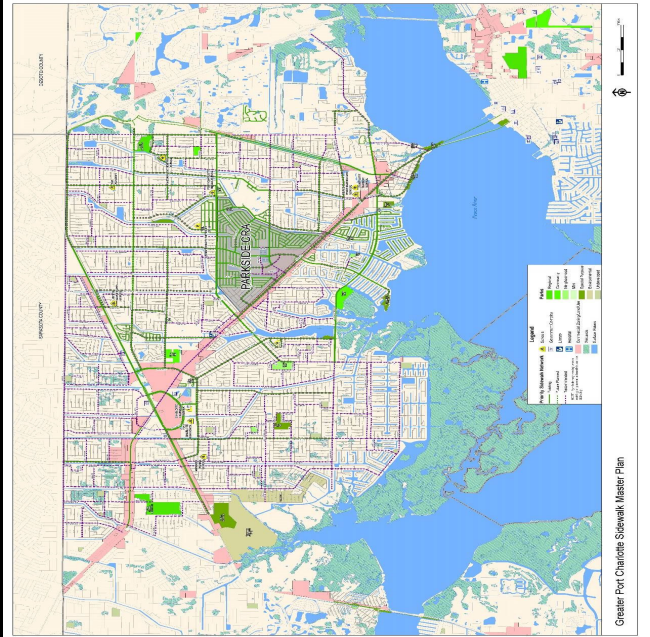
Mowing and edging to be funded by the MSBU

PROJECT RATIONALE (Include Additional LOS Detail, if necessary):

GPC Sidewalk Master plan was created to assist the MSBU with identifying a priority sidewalk network.

REPLACEMENT COUNTY PROPERTY NO.:

	Prior Actual	Est FY25	Calc. for FY26			FY26	FY27	FY28	FY29	FY30	FY31	FUTURE	Total
			Orig. FY26	Est c/o to FY26	New \$ FY26								
EXPENDITURE PLAN (000'S)													
Design/Arch/Eng	192			214		214							407
Land (or ROW)													
Construction	18			3,268	484	3,753							3,771
Internal Costs	61	10		134		134							205
Equipment													
Interest													
Other Fees & Costs													
Total Project Cost	272	10		3,617	484	4,101							4,382
FUNDING PLAN (000'S)													
MSBU/TU Assessments	272	10		3,617	484	4,101							4,382
Total Funding	272	10		3,617	484	4,101							4,382
LOAN REPAYMENT SCHEDULE (000'S)													
Total Loan Repayment													
ANNUAL OPERATING BUDGET IMPACT (000'S)													
Personal Svc.													
Non-personal							55	56	57	58	60		286
Capital													
Total Operating							55	56	57	58	60		286



FY2026 Capital Improvements Budget / FY 2026 - FY 2031 Project Detail Project No. **c412615**

GENERAL PROJECT DATA:		Status	New	CONCURRENCY REQUIREMENTS		(Y/N)	PROJECT NEED	PROJECT	SCHEDULE																			
Project Title:	Greater Port Charlotte Sidewalk Cannolot/ Cochran to Morrison	Does project add new capacity?	Yes	Is project required to maintain level of service:	- Within 5 years? List project in CIE	No	Safety	Design/Arch	FY26			FY27			FY28			FY29			FY30			FY31				
Functional Area:	Pedestrian Mobility				- From 6 to 10 years? Monitor Annually	No	Mandate	Land/ROW	1	2	3	4	1	2	3	4	1	2	3	4	1	2	3	4	1	2	3	4
Department:	Public Works/Engineering						Replace	Construct																				
Location:	GPC MSBU, Mid County						Growth	Equipment																				

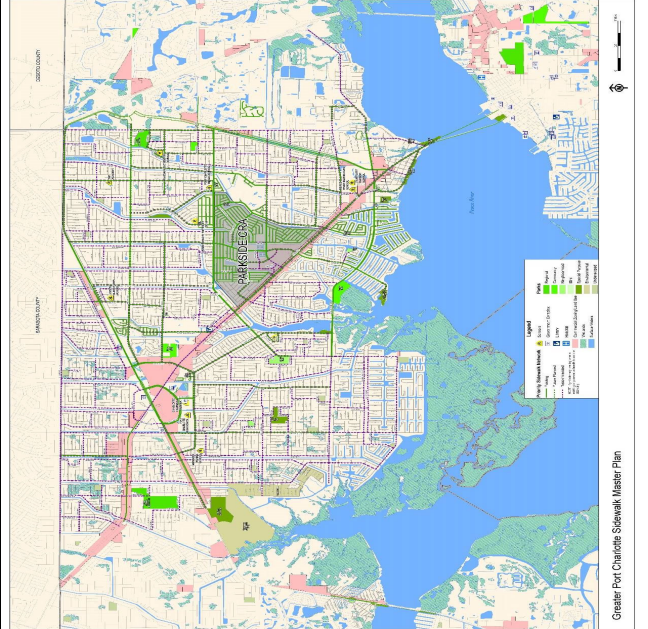
PROJECT DESCRIPTION:
 Sidewalk design and construction in the Greater Port Charlotte MSBU. Selection of roads to construct sidewalks on will be chosen from the GPC Sidewalk Master Plan that was developed for the GPC MSBU beginning with school priority.
 Location: Cannolot (Cochran - Morrison)

PROJECT RATIONALE (Include Additional LOS Detail, if necessary):
 GPC Sidewalk Master plan was created to assist the MSBU with identifying a priority sidewalk network.

Mowing and edging to be funded by the MSBU

REPLACEMENT COUNTY PROPERTY NO.:

	Prior Actual	Est FY25	Calc. for FY26			FY26	FY27	FY28	FY29	FY30	FY31	FUTURE	Total
			Orig. FY26	Est c/o to FY26	New \$ FY26								
EXPENDITURE PLAN (000'S)													
Design/Arch/Eng										83			83
Land (or ROW)													
Construction											557		557
Internal Costs									20	50			70
Equipment													
Interest													
Other Fees & Costs													
Total Project Cost										103	607		710
FUNDING PLAN (000'S)													
MSBU/TU Assessments										103	607		710
Total Funding										103	607		710
LOAN REPAYMENT SCHEDULE (000'S)													
Total Loan Repayment													
ANNUAL OPERATING BUDGET IMPACT (000'S)													
Personal Svc.													
Non-personal Capital											55		55
Total Operating											55		55



FY2026 Capital Improvements Budget / FY 2026 - FY 2031 Project Detail Project No. **c412616**

GENERAL PROJECT DATA:		Status: New	CONCURRENCY REQUIREMENTS (Y/N)		PROJECT NEED CRITERIA	PROJECT SCHEDULE	FY26	FY27	FY28	FY29	FY30	FY31
Project Title:	Greater Port Charlotte Sidewalk Morrison/ Cannolot to Pellam		Does project add new capacity?	Yes	Safety							
Functional Area:	Pedestrian Mobility		Is project required to maintain level of service:		Mandate							
Department:	Public Works/Engineering		- Within 5 years? List project in CIE	No	Replace							
Location:	GPC MSBU, Mid County		- From 6 to 10 years? Monitor Annually	No	Growth							

PROJECT DESCRIPTION:
Sidewalk design and construction in the Greater Port Charlotte MSBU. Selection of roads to construct sidewalks on will be chosen from the GPC Sidewalk Master Plan that was developed for the GPC MSBU beginning with school priority.

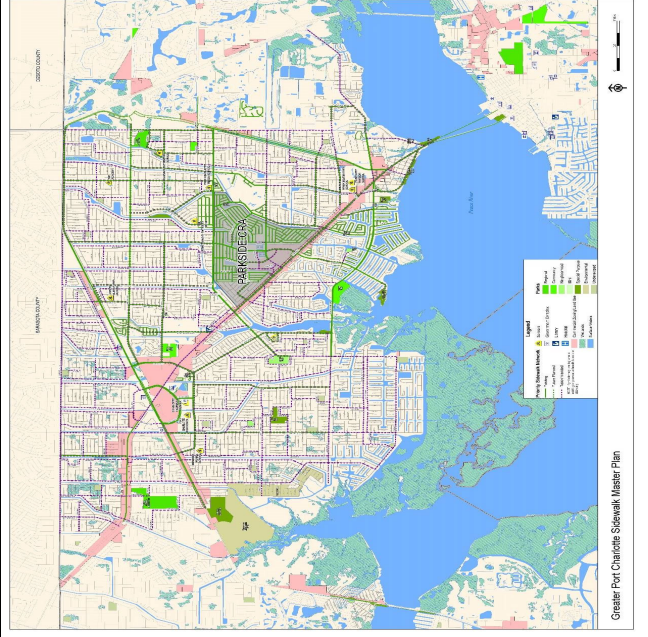
Location: Morrison (Cannolot - Pellam)

PROJECT RATIONALE (Include Additional LOS Detail, if necessary):
GPC Sidewalk Master plan was created to assist the MSBU with identifying a priority sidewalk network.

Mowing and edging to be funded by the MSBU

REPLACEMENT COUNTY PROPERTY NO.:

	Prior Actual	Est FY25	Calc. for FY26			FY26	FY27	FY28	FY29	FY30	FY31	FUTURE	Total
			Orig. FY26	Est c/o to FY26	New \$ FY26								
EXPENDITURE PLAN (000'S)													
Design/Arch/Eng										80			80
Land (or ROW)													
Construction											543		543
Internal Costs										20	50		70
Equipment													
Interest													
Other Fees & Costs													
Total Project Cost										100	593		693
FUNDING PLAN (000'S)													
MSBU/TU Assessments										100	593		693
Total Funding										100	593		693
LOAN REPAYMENT SCHEDULE (000'S)													
Total Loan Repayment													
ANNUAL OPERATING BUDGET IMPACT (000'S)													
Personal Svc.													
Non-personal Capital											55		55
Total Operating											55		55



FY2026 Capital Improvements Budget / FY 2026 - FY 2031 Project Detail											Project No. c411808																							
GENERAL PROJECT DATA:			Status	In Progress	CONCURRENCY REQUIREMENTS			(Y/N)	PROJECT NEED CRITERIA			PROJECT SCHEDULE			FY26			FY27			FY28			FY29			FY30			FY31				
Project Title:			Gulf Cove Sidewalks		Does project add new capacity?			Yes/No	Safety			Desgn/Arch			1	2	3	4	1	2	3	4	1	2	3	4	1	2	3	4	1	2	3	4
Functional Area:			Pedestrian Mobility		Is project required to maintain level of service:			Yes/No	Mandate			Land/ROW																						
Department:			Public Works Engineering		- Within 5 years? List project in CIE			Yes/No	Replace			Construct																						
Location:			Gulf Cove, West County		- From 6 to 10 years? Monitor Annually			Yes/No	Growth			Equipment																						
PROJECT DESCRIPTION:											PROJECT RATIONALE (Include Additional LOS Detail, if necessary):																							
This project is to design and construct 8' multi-use pathways along the following:											The Gulf Cove committee requested that sidewalks be constructed.																							
1) David Blvd (Holton Ter. To Foresman Blvd) 14,400 LF Construction in phases																																		
2) Gillot Blvd. (SR776 to David Blvd) 9,800 LF Phase 1 Gillot Blvd.																																		
3) Foresman Blvd. (David Blvd. to Holton Ter.) 9,735 LF Phase 2 Foresman Blvd and Holton Ter.																																		
4) Holton Ter (Foresman Blvd to David Blvd) 2,100 LF Phase 3 David Blvd.																																		
Total 36,035 LF																																		
Sidewalks to be constructed upon completion of the Sun Trail.																																		
OPERATING BUDGET IMPACT:																																		
Mowing and edging to be funded by the MSBU																																		
Calc. for FY26																																		
	Prior Actual	Est FY25	Orig. FY26	Est c/o to FY26	New \$ FY26	FY26	FY27	FY28	FY29	FY30	FY31	FUTURE	Total																					
EXPENDITURE PLAN (000'S)																																		
Design/Arch/Eng	240		25		-25			25					265																					
Land (or ROW)																																		
Construction			2,247		-2,247			2,239	2,645	3,338			8,222																					
Internal Costs	24		42		-42			50	50	50			174																					
Equipment																																		
Interest																																		
Other Fees & Costs																																		
Total Project Cost	264		2,314		-2,314			2,314	2,695	3,388			8,661																					
FUNDING PLAN (000'S)																																		
MSBU/TU Assessments	264		2,314		-2,314			2,314	2,695	3,388			8,661																					
Total Funding	264		2,314		-2,314			2,314	2,695	3,388			8,661																					
LOAN REPAYMENT SCHEDULE (000'S)																																		
Total Loan Repayment																																		
ANNUAL OPERATING BUDGET IMPACT (000'S)																																		
Personal Svc.																																		
Non-personal Capital			24					86	172	258			516																					
Total Operating			24					86	172	258			516																					

REPLACEMENT COUNTY PROPERTY NO.:



FY2026 Capital Improvements Budget / FY 2026 - FY 2031 Project Detail Project No. **c411406**

GENERAL PROJECT DATA:		Status: In Progress	CONCURRENCY REQUIREMENTS:		(Y/N)	PROJECT NEED CRITERIA	PROJECT SCHEDULE	FY26		FY27		FY28		FY29		FY30		FY31				
Project Title: Manasota Key Community Plan			Does project add new capacity?		No			Safety	1	2	3	4	1	2	3	4	1	2	3	4	1	2
Functional Area: Community Development			Is project required to maintain level of service:		No	Mandate	X															
Department: Public Works/Engineering			- Within 5 years? List project in CIE		No	Replace																
Location: Manasota Key MSTU/West County			- From 6 to 10 years? Monitor Annually			Maint																

PROJECT DESCRIPTION:
 1) Construct a sidewalk with decorative lighting and landscaping on Gulf Blvd from roundabout to Stump Pass Beach Park.
 2) Design a sidewalk on Gulf Blvd North from existing sidewalk to Sarasota County Line with decorative lighting.
 3) Construct a sidewalk on N. Beach Blvd from existing sidewalk to Sarasota County Line with decorative lighting.

PROJECT RATIONALE (Include Additional LOS Detail, if necessary):
 The community of Manasota Key has created an Advisory Committee in order to develop and implement a community plan to enhance the area.

OPERATING BUDGET IMPACT:
 Estimated impacts on maint of sidewalks, sweeping, and electric for decorative lighting.

REPLACEMENT COUNTY PROPERTY NO.:

	Prior Actual	Est FY25	Calc. for FY26			FY26	FY27	FY28	FY29	FY30	FY31	FUTURE	Total
			Orig. FY26	Est c/o to FY26	New \$ FY26								
EXPENDITURE PLAN (000'S)													
Design/Arch/Eng	401	8		338		338							747
Land (or ROW)													
Construction	1,952		3,421			3,421							5,373
Internal Costs	228	3	137	75	-137	74							305
Equipment													
Interest					91	91	149	115	78	40	20		493
Other Fees & Costs													
Total Project Cost	2,581	11	3,558	412	-46	3,924	149	115	78	40	20		6,917
FUNDING PLAN (000'S)													
Ad Valorem	2,581	11	-90	412	-40	282	149	115	78	40	20		3,275
Debt Proceeds			3,648		-6	3,642							3,642
TOTAL FUNDING	2,581	11	3,558	412	-46	3,924	149	115	78	40	20		6,917
LOAN REPAYMENT SCHEDULE (000'S)													
Ad Valorem							729	729	729	729	726		3,642
TOTAL LOAN REPAYMENT							729	729	729	729	726		3,642
ANNUAL OPERATING BUDGET IMPACT (000'S)													
Personal Svc.													
Non-personal			20				70	72	73	75	76		366
Capital													
Total Operating			20				70	72	73	75	76		366



FY2026 Capital Improvements Budget / FY 2026 - FY 2031 Project Detail Project No. **c412403**

GENERAL PROJECT DATA:		Status	In Progress	CONCURRENCY REQUIREMENTS		(Y/N)	PROJECT NEED	PROJECT	FY26	FY27	FY28	FY29	FY30	FY31	
Project Title:	NWPC Sidewalks Chamberlain/US41 to Jacobs	Does project add new capacity?		Yes/No	PROJECT NEED CRITERIA		SCHEDULE	1	2	3	4	1	2	3	4
Functional Area:	Pedestrian Mobility	Is project required to maintain level of service:		Yes/No	Safety		Design/Arch								
Department:	Public Works/Engineering	- Within 5 years? List project in CIE		Yes/No	Mandate		Land/ROW								
Location:	NWPC MSBU/Mid County	- From 6 to 10 years? Monitor Annually		Yes/No	Replace		Construct								
					Growth		Equipment								

PROJECT DESCRIPTION:
 To construct a sidewalk along Chamberlain Blvd in two phases.

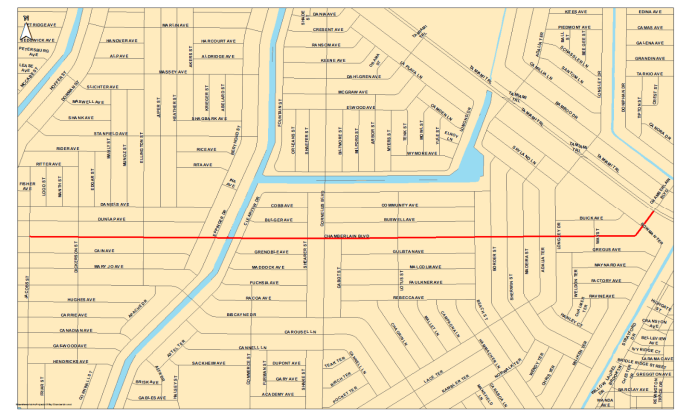
 Location - Chamberlain Blvd (US41 to Jacobs)

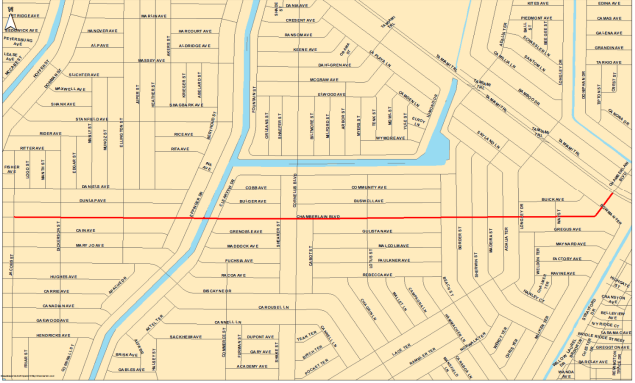
PROJECT RATIONALE (Include Additional LOS Detail, if necessary):
 The NWPC MSBU committee requested to construct sidewalks along Chamberlain Blvd.

OPERATING BUDGET IMPACT:
 Mowing and edging in the amount of \$104k annually to be funded by the MSBU.

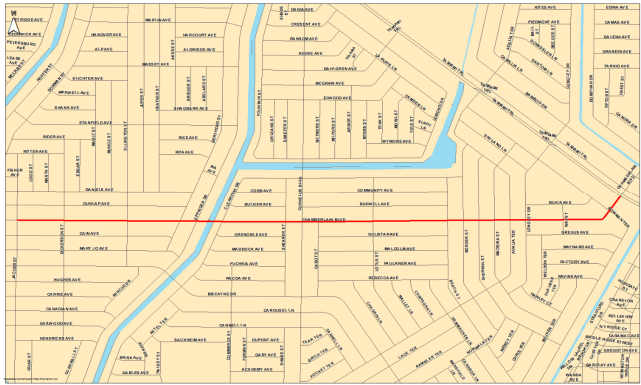
REPLACEMENT COUNTY PROPERTY NO.:

	Prior Actual	Est FY25	Calc. for FY26			FY26	FY27	FY28	FY29	FY30	FY31	FUTURE	Total
			Orig. FY26	Est c/o to FY26	New \$ FY26								
EXPENDITURE PLAN (000'S)													
Design/Arch/Eng		73	258	179	-257	180							253
Land (or ROW)													
Construction			1,262		1,125	2,387							2,387
Internal Costs		3	47	6	-37	16							19
Equipment													
Interest													
Other Fees & Costs													
Total Project Cost		75	1,567	186	831	2,584							2,659
FUNDING PLAN (000'S)													
MSBU/TU Assessments		75	1,567	186	831	2,584							2,659
Total Funding		75	1,567	186	831	2,584							2,659
LOAN REPAYMENT SCHEDULE (000'S)													
Total Loan Repayment													
OPERATING BUDGET IMPACT (000'S)													
Personal Svc.													
Non-personal			8		-8		104	106	108	110	113		541
Capital													
Total Operating			8		-8		104	106	108	110	113		541

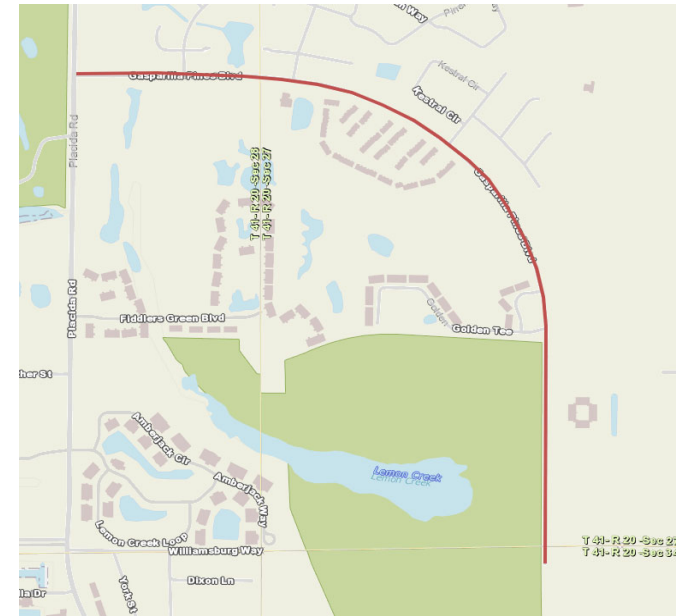


FY2026 Capital Improvements Budget / FY 2026 - FY 2031 Project Detail													Project No. c412611																																																																																																																																																																																																																																																																																												
GENERAL PROJECT DATA:			Status	New	CONCURRENCY REQUIREMENTS				(Y/N)	PROJECT NEED CRITERIA		PROJECT SCHEDULE		FY26	FY27	FY28	FY29	FY30	FY31																																																																																																																																																																																																																																																																																						
Project Title:			NWPC Sidewalks Chamberlain/ Jacobs to Cambell		Does project add new capacity?				Yes/No	Safety		Desgn/Arch		1	2	3	4	1	2	3	4																																																																																																																																																																																																																																																																																				
Functional Area:			Pedestrian Mobility		Is project required to maintain level of service:				Yes/No	Mandate		Land/ROW																																																																																																																																																																																																																																																																																													
Department:			Public Works/Engineering		- Within 5 years? List project in CIE				Yes/No	Replace		Construct																																																																																																																																																																																																																																																																																													
Location:			NWPC MSBU/Mid County		- From 6 to 10 years? Monitor Annually				Yes/No	Growth		Equipment																																																																																																																																																																																																																																																																																													
PROJECT DESCRIPTION:													PROJECT RATIONALE (Include Additional LOS Detail, if necessary):																																																																																																																																																																																																																																																																																												
To construct a sidewalk along Chamberlain Blvd in two phases.													The NWPC MSBU committee requested to construct sidewalks along Chamberlain Blvd.																																																																																																																																																																																																																																																																																												
Location: Chamberlain Blvd (Jacobs to Cambell St)																																																																																																																																																																																																																																																																																																									
OPERATING BUDGET IMPACT:													REPLACEMENT COUNTY PROPERTY NO.:																																																																																																																																																																																																																																																																																												
Mowing and edging in the amount of \$104k annually to be funded by the MSBU.																																																																																																																																																																																																																																																																																																									
<table border="1"> <thead> <tr> <th rowspan="2"></th> <th rowspan="2">Prior Actual</th> <th rowspan="2">Est FY25</th> <th colspan="3">Calc. for FY26</th> <th rowspan="2">FY26</th> <th rowspan="2">FY27</th> <th rowspan="2">FY28</th> <th rowspan="2">FY29</th> <th rowspan="2">FY30</th> <th rowspan="2">FY31</th> <th rowspan="2">FUTURE</th> <th rowspan="2">Total</th> </tr> <tr> <th>Orig. FY26</th> <th>Est c/o to FY26</th> <th>New \$ FY26</th> </tr> </thead> <tbody> <tr> <td colspan="13" style="text-align: center;">EXPENDITURE PLAN (000'S)</td> </tr> <tr> <td>Design/Arch/Eng</td> <td></td> <td></td> <td></td> <td></td> <td>517</td> <td>517</td> <td></td> <td></td> <td></td> <td></td> <td></td> <td></td> <td>517</td> </tr> <tr> <td>Land (or ROW)</td> <td></td> <td></td> <td></td> <td></td> <td></td> <td></td> <td></td> <td></td> <td></td> <td>2,386</td> <td></td> <td></td> <td>2,386</td> </tr> <tr> <td>Construction</td> <td></td> <td></td> <td></td> <td></td> <td></td> <td></td> <td></td> <td></td> <td></td> <td>75</td> <td></td> <td></td> <td>100</td> </tr> <tr> <td>Internal Costs</td> <td></td> <td></td> <td></td> <td></td> <td>25</td> <td>25</td> <td></td> <td></td> <td></td> <td></td> <td></td> <td></td> <td></td> </tr> <tr> <td>Equipment</td> <td></td> <td></td> <td></td> <td></td> <td></td> <td></td> <td></td> <td></td> <td></td> <td></td> <td></td> <td></td> <td></td> </tr> <tr> <td>Interest</td> <td></td> <td></td> <td></td> <td></td> <td></td> <td></td> <td></td> <td></td> <td></td> <td></td> <td></td> <td></td> <td></td> </tr> <tr> <td>Other Fees & Costs</td> <td></td> <td></td> <td></td> <td></td> <td></td> <td></td> <td></td> <td></td> <td></td> <td></td> <td></td> <td></td> <td></td> </tr> <tr> <td>Total Project Cost</td> <td></td> <td></td> <td></td> <td></td> <td>542</td> <td>542</td> <td>2,461</td> <td></td> <td></td> <td></td> <td></td> <td></td> <td>3,003</td> </tr> <tr> <td colspan="13" style="text-align: center;">FUNDING PLAN (000'S)</td> </tr> <tr> <td>MSBU/TU Assessments</td> <td></td> <td></td> <td></td> <td></td> <td>542</td> <td>542</td> <td>2,461</td> <td></td> <td></td> <td></td> <td></td> <td></td> <td>3,003</td> </tr> <tr> <td>Total Funding</td> <td></td> <td></td> <td></td> <td></td> <td>542</td> <td>542</td> <td>2,461</td> <td></td> <td></td> <td></td> <td></td> <td></td> <td>3,003</td> </tr> <tr> <td colspan="13" style="text-align: center;">LOAN REPAYMENT SCHEDULE (000'S)</td> </tr> <tr> <td>Total Loan Repayment</td> <td></td> <td></td> <td></td> <td></td> <td></td> <td></td> <td></td> <td></td> <td></td> <td></td> <td></td> <td></td> <td></td> </tr> <tr> <td colspan="13" style="text-align: center;">OPERATING BUDGET IMPACT (000'S)</td> </tr> <tr> <td>Personal Svc.</td> <td></td> <td></td> <td></td> <td></td> <td></td> <td></td> <td></td> <td></td> <td></td> <td></td> <td></td> <td></td> <td></td> </tr> <tr> <td>Non-personal</td> <td></td> <td></td> <td></td> <td></td> <td></td> <td></td> <td></td> <td>104</td> <td>106</td> <td>108</td> <td>110</td> <td></td> <td>429</td> </tr> <tr> <td>Capital</td> <td></td> <td></td> <td></td> <td></td> <td></td> <td></td> <td></td> <td></td> <td></td> <td></td> <td></td> <td></td> <td></td> </tr> <tr> <td>Total Operating</td> <td></td> <td></td> <td></td> <td></td> <td></td> <td></td> <td></td> <td>104</td> <td>106</td> <td>108</td> <td>110</td> <td></td> <td>429</td> </tr> </tbody> </table>														Prior Actual	Est FY25	Calc. for FY26			FY26	FY27	FY28	FY29	FY30	FY31	FUTURE	Total	Orig. FY26	Est c/o to FY26	New \$ FY26	EXPENDITURE PLAN (000'S)													Design/Arch/Eng					517	517							517	Land (or ROW)										2,386			2,386	Construction										75			100	Internal Costs					25	25								Equipment														Interest														Other Fees & Costs														Total Project Cost					542	542	2,461						3,003	FUNDING PLAN (000'S)													MSBU/TU Assessments					542	542	2,461						3,003	Total Funding					542	542	2,461						3,003	LOAN REPAYMENT SCHEDULE (000'S)													Total Loan Repayment														OPERATING BUDGET IMPACT (000'S)													Personal Svc.														Non-personal								104	106	108	110		429	Capital														Total Operating								104	106	108	110		429						
	Prior Actual	Est FY25	Calc. for FY26			FY26	FY27	FY28	FY29	FY30	FY31	FUTURE				Total																																																																																																																																																																																																																																																																																									
			Orig. FY26	Est c/o to FY26	New \$ FY26																																																																																																																																																																																																																																																																																																				
EXPENDITURE PLAN (000'S)																																																																																																																																																																																																																																																																																																									
Design/Arch/Eng					517	517							517																																																																																																																																																																																																																																																																																												
Land (or ROW)										2,386			2,386																																																																																																																																																																																																																																																																																												
Construction										75			100																																																																																																																																																																																																																																																																																												
Internal Costs					25	25																																																																																																																																																																																																																																																																																																			
Equipment																																																																																																																																																																																																																																																																																																									
Interest																																																																																																																																																																																																																																																																																																									
Other Fees & Costs																																																																																																																																																																																																																																																																																																									
Total Project Cost					542	542	2,461						3,003																																																																																																																																																																																																																																																																																												
FUNDING PLAN (000'S)																																																																																																																																																																																																																																																																																																									
MSBU/TU Assessments					542	542	2,461						3,003																																																																																																																																																																																																																																																																																												
Total Funding					542	542	2,461						3,003																																																																																																																																																																																																																																																																																												
LOAN REPAYMENT SCHEDULE (000'S)																																																																																																																																																																																																																																																																																																									
Total Loan Repayment																																																																																																																																																																																																																																																																																																									
OPERATING BUDGET IMPACT (000'S)																																																																																																																																																																																																																																																																																																									
Personal Svc.																																																																																																																																																																																																																																																																																																									
Non-personal								104	106	108	110		429																																																																																																																																																																																																																																																																																												
Capital																																																																																																																																																																																																																																																																																																									
Total Operating								104	106	108	110		429																																																																																																																																																																																																																																																																																												

FY2026 Capital Improvements Budget / FY 2026 - FY 2031 Project Detail													Project No. c412612																																																																																																																																																																																																																																																																																																																																																																																																																																												
GENERAL PROJECT DATA:		Status	New	CONCURRENCY REQUIREMENTS			(Y/N)	PROJECT NEED CRITERIA		PROJECT SCHEDULE		FY26	FY27	FY28	FY29	FY30	FY31																																																																																																																																																																																																																																																																																																																																																																																																																																								
Project Title:		NWPC Sidewalks McCabe/ Chamberlain to Chancellor		Does project add new capacity?			Yes/No	Safety		Desgn/Arch		1	2	3	4	1	2	3	4	1	2	3	4																																																																																																																																																																																																																																																																																																																																																																																																																																		
Functional Area:		Pedestrian Mobility		Is project required to maintain level of service:			Yes/No	Mandate		Land/ROW																																																																																																																																																																																																																																																																																																																																																																																																																																															
Department:		Public Works/Engineering		- Within 5 years? List project in CIE			Yes/No	Replace		Construct																																																																																																																																																																																																																																																																																																																																																																																																																																															
Location:		NWPC MSBU/Mid County		- From 6 to 10 years? Monitor Annually			Yes/No	Growth		Equipment																																																																																																																																																																																																																																																																																																																																																																																																																																															
PROJECT DESCRIPTION:													PROJECT RATIONALE (Include Additional LOS Detail, if necessary):																																																																																																																																																																																																																																																																																																																																																																																																																																												
To construct a sidewalk along Chamberlain Blvd in two phases.													The NWPC MSBU committee requested to construct sidewalks along Chamberlain Blvd.																																																																																																																																																																																																																																																																																																																																																																																																																																												
Location: McCabe (Chamberlain to Chancellor)																																																																																																																																																																																																																																																																																																																																																																																																																																																									
OPERATING BUDGET IMPACT:													REPLACEMENT COUNTY PROPERTY NO.:																																																																																																																																																																																																																																																																																																																																																																																																																																												
Mowing and edging in the amount of \$104k annually to be funded by the MSBU.																																																																																																																																																																																																																																																																																																																																																																																																																																																									
<table border="1"> <thead> <tr> <th rowspan="2"></th> <th rowspan="2">Prior Actual</th> <th rowspan="2">Est FY25</th> <th colspan="3">Calc. for FY26</th> <th rowspan="2">FY26</th> <th rowspan="2">FY27</th> <th rowspan="2">FY28</th> <th rowspan="2">FY29</th> <th rowspan="2">FY30</th> <th rowspan="2">FY31</th> <th rowspan="2">FUTURE</th> <th rowspan="2">Total</th> </tr> <tr> <th>Orig. FY26</th> <th>Est c/o to FY26</th> <th>New \$ FY26</th> </tr> </thead> <tbody> <tr> <td colspan="14" style="text-align: center;">EXPENDITURE PLAN (000'S)</td> </tr> <tr> <td>Design/Arch/Eng</td> <td></td><td></td><td></td><td></td><td></td><td></td><td></td><td>193</td><td></td><td></td><td></td><td></td><td>193</td> </tr> <tr> <td>Land (or ROW)</td> <td></td><td></td><td></td><td></td><td></td><td></td><td></td><td></td><td></td><td>1,277</td><td></td><td></td><td>1,277</td> </tr> <tr> <td>Construction</td> <td></td><td></td><td></td><td></td><td></td><td></td><td>10</td><td>45</td><td></td><td></td><td></td><td></td><td>55</td> </tr> <tr> <td>Internal Costs</td> <td></td><td></td><td></td><td></td><td></td><td></td><td></td><td></td><td></td><td></td><td></td><td></td><td></td> </tr> <tr> <td>Equipment</td> <td></td><td></td><td></td><td></td><td></td><td></td><td></td><td></td><td></td><td></td><td></td><td></td><td></td> </tr> <tr> <td>Interest</td> <td></td><td></td><td></td><td></td><td></td><td></td><td></td><td></td><td></td><td></td><td></td><td></td><td></td> </tr> <tr> <td>Other Fees & Costs</td> <td></td><td></td><td></td><td></td><td></td><td></td><td></td><td></td><td></td><td></td><td></td><td></td><td></td> </tr> <tr> <td>Total Project Cost</td> <td></td><td></td><td></td><td></td><td></td><td></td><td></td><td>203</td><td>1,322</td><td></td><td></td><td></td><td>1,525</td> </tr> <tr> <td colspan="14" style="text-align: center;">FUNDING PLAN (000'S)</td> </tr> <tr> <td>MSBU/TU Assessments</td> <td></td><td></td><td></td><td></td><td></td><td></td><td></td><td>203</td><td>1,322</td><td></td><td></td><td></td><td>1,525</td> </tr> <tr> <td></td> <td></td><td></td><td></td><td></td><td></td><td></td><td></td><td></td><td></td><td></td><td></td><td></td><td></td> </tr> <tr> <td></td> <td></td><td></td><td></td><td></td><td></td><td></td><td></td><td></td><td></td><td></td><td></td><td></td><td></td> </tr> <tr> <td></td> <td></td><td></td><td></td><td></td><td></td><td></td><td></td><td></td><td></td><td></td><td></td><td></td><td></td> </tr> <tr> <td></td> <td></td><td></td><td></td><td></td><td></td><td></td><td></td><td></td><td></td><td></td><td></td><td></td><td></td> </tr> <tr> <td></td> <td></td><td></td><td></td><td></td><td></td><td></td><td></td><td></td><td></td><td></td><td></td><td></td><td></td> </tr> <tr> <td></td> <td></td><td></td><td></td><td></td><td></td><td></td><td></td><td></td><td></td><td></td><td></td><td></td><td></td> </tr> <tr> <td></td> <td></td><td></td><td></td><td></td><td></td><td></td><td></td><td></td><td></td><td></td><td></td><td></td><td></td> </tr> <tr> <td>Total Funding</td> <td></td><td></td><td></td><td></td><td></td><td></td><td></td><td>203</td><td>1,322</td><td></td><td></td><td></td><td>1,525</td> </tr> <tr> <td colspan="14" style="text-align: center;">LOAN REPAYMENT SCHEDULE (000'S)</td> </tr> <tr> <td></td> <td></td><td></td><td></td><td></td><td></td><td></td><td></td><td></td><td></td><td></td><td></td><td></td><td></td> </tr> <tr> <td></td> <td></td><td></td><td></td><td></td><td></td><td></td><td></td><td></td><td></td><td></td><td></td><td></td><td></td> </tr> <tr> <td></td> <td></td><td></td><td></td><td></td><td></td><td></td><td></td><td></td><td></td><td></td><td></td><td></td><td></td> </tr> <tr> <td>Total Loan Repayment</td> <td></td><td></td><td></td><td></td><td></td><td></td><td></td><td></td><td></td><td></td><td></td><td></td><td></td> </tr> <tr> <td colspan="14" style="text-align: center;">OPERATING BUDGET IMPACT (000'S)</td> </tr> <tr> <td>Personal Svc.</td> <td></td><td></td><td></td><td></td><td></td><td></td><td></td><td></td><td></td><td></td><td></td><td></td><td></td> </tr> <tr> <td>Non-personal</td> <td></td><td></td><td></td><td></td><td></td><td></td><td></td><td></td><td>104</td><td>106</td><td></td><td></td><td>210</td> </tr> <tr> <td>Capital</td> <td></td><td></td><td></td><td></td><td></td><td></td><td></td><td></td><td></td><td></td><td></td><td></td><td></td> </tr> <tr> <td>Total Operating</td> <td></td><td></td><td></td><td></td><td></td><td></td><td></td><td></td><td>104</td><td>106</td><td></td><td></td><td>210</td> </tr> </tbody> </table>														Prior Actual	Est FY25	Calc. for FY26			FY26	FY27	FY28	FY29	FY30	FY31	FUTURE	Total	Orig. FY26	Est c/o to FY26	New \$ FY26	EXPENDITURE PLAN (000'S)														Design/Arch/Eng								193					193	Land (or ROW)										1,277			1,277	Construction							10	45					55	Internal Costs														Equipment														Interest														Other Fees & Costs														Total Project Cost								203	1,322				1,525	FUNDING PLAN (000'S)														MSBU/TU Assessments								203	1,322				1,525																																																																																																			Total Funding								203	1,322				1,525	LOAN REPAYMENT SCHEDULE (000'S)																																																								Total Loan Repayment														OPERATING BUDGET IMPACT (000'S)														Personal Svc.														Non-personal									104	106			210	Capital														Total Operating									104	106			210						
	Prior Actual	Est FY25	Calc. for FY26			FY26	FY27	FY28	FY29	FY30	FY31	FUTURE				Total																																																																																																																																																																																																																																																																																																																																																																																																																																									
			Orig. FY26	Est c/o to FY26	New \$ FY26																																																																																																																																																																																																																																																																																																																																																																																																																																																				
EXPENDITURE PLAN (000'S)																																																																																																																																																																																																																																																																																																																																																																																																																																																									
Design/Arch/Eng								193					193																																																																																																																																																																																																																																																																																																																																																																																																																																												
Land (or ROW)										1,277			1,277																																																																																																																																																																																																																																																																																																																																																																																																																																												
Construction							10	45					55																																																																																																																																																																																																																																																																																																																																																																																																																																												
Internal Costs																																																																																																																																																																																																																																																																																																																																																																																																																																																									
Equipment																																																																																																																																																																																																																																																																																																																																																																																																																																																									
Interest																																																																																																																																																																																																																																																																																																																																																																																																																																																									
Other Fees & Costs																																																																																																																																																																																																																																																																																																																																																																																																																																																									
Total Project Cost								203	1,322				1,525																																																																																																																																																																																																																																																																																																																																																																																																																																												
FUNDING PLAN (000'S)																																																																																																																																																																																																																																																																																																																																																																																																																																																									
MSBU/TU Assessments								203	1,322				1,525																																																																																																																																																																																																																																																																																																																																																																																																																																												
Total Funding								203	1,322				1,525																																																																																																																																																																																																																																																																																																																																																																																																																																												
LOAN REPAYMENT SCHEDULE (000'S)																																																																																																																																																																																																																																																																																																																																																																																																																																																									
Total Loan Repayment																																																																																																																																																																																																																																																																																																																																																																																																																																																									
OPERATING BUDGET IMPACT (000'S)																																																																																																																																																																																																																																																																																																																																																																																																																																																									
Personal Svc.																																																																																																																																																																																																																																																																																																																																																																																																																																																									
Non-personal									104	106			210																																																																																																																																																																																																																																																																																																																																																																																																																																												
Capital																																																																																																																																																																																																																																																																																																																																																																																																																																																									
Total Operating									104	106			210																																																																																																																																																																																																																																																																																																																																																																																																																																												



FY2026 Capital Improvements Budget / FY 2026 - FY 2031 Project Detail											Project No. c412210																																																																																																																																																																																																																																																																																																																																															
GENERAL PROJECT DATA:			Status	Closed	CONCURRENCY REQUIREMENTS			(Y/N)	PROJECT NEED CRITERIA		PROJECT SCHEDULE		FY26	FY27	FY28	FY29	FY30	FY31																																																																																																																																																																																																																																																																																																																																								
Project Title: Placida Gasparilla Pines Sidewalk			Does project add new capacity?			Yes/No		Safety		Design/Arch		1	2	3	4	1	2	3	4																																																																																																																																																																																																																																																																																																																																							
Functional Area: Pedestrian Mobility			Is project required to maintain level of service:			Yes/No		Mandate		Land/ROW																																																																																																																																																																																																																																																																																																																																																
Department: Public Works/Engineering			- Within 5 years? List project in CIE			Yes/No		Replace		Construct																																																																																																																																																																																																																																																																																																																																																
Location: Placida MSBU			- From 6 to 10 years? Monitor Annually			Yes/No		Growth		Equipment																																																																																																																																																																																																																																																																																																																																																
PROJECT DESCRIPTION:											PROJECT RATIONALE (Include Additional LOS Detail, if necessary):																																																																																																																																																																																																																																																																																																																																															
1) Design of a sidewalk along Gasparilla Pines 2) Construction of a sidewalk along Gasparilla Pines Project was cancelled by the Board on 7.17.25											The project has been requested by citizens within the Placida MSBU.																																																																																																																																																																																																																																																																																																																																															
OPERATING BUDGET IMPACT:											REPLACEMENT COUNTY PROPERTY NO.:																																																																																																																																																																																																																																																																																																																																															
Mowing and edging of sidewalk will be funded by the MSBU.																																																																																																																																																																																																																																																																																																																																																										
<table border="1"> <thead> <tr> <th rowspan="2"></th> <th rowspan="2">Prior Actual</th> <th rowspan="2">Est FY25</th> <th colspan="2">Calc. for FY26</th> <th rowspan="2">FY26</th> <th rowspan="2">FY27</th> <th rowspan="2">FY28</th> <th rowspan="2">FY29</th> <th rowspan="2">FY30</th> <th rowspan="2">FY31</th> <th rowspan="2">FUTURE</th> <th rowspan="2">Total</th> </tr> <tr> <th>Orig. FY26</th> <th>Est c/o to FY26</th> <th>New \$ FY26</th> </tr> </thead> <tbody> <tr> <td colspan="13" style="text-align: center;">EXPENDITURE PLAN (000'S)</td> </tr> <tr> <td>Design/Arch/Eng</td> <td>108</td> <td></td> <td></td> <td>9</td> <td>-9</td> <td></td> <td></td> <td></td> <td></td> <td></td> <td></td> <td>108</td> </tr> <tr> <td>Land (or ROW)</td> <td></td> <td></td> <td></td> <td></td> <td></td> <td></td> <td></td> <td></td> <td></td> <td></td> <td></td> <td></td> </tr> <tr> <td>Construction</td> <td></td> <td></td> <td>955</td> <td></td> <td>-955</td> <td></td> <td></td> <td></td> <td></td> <td></td> <td></td> <td></td> </tr> <tr> <td>Internal Costs</td> <td>10</td> <td>0.04</td> <td>35</td> <td></td> <td>-35</td> <td></td> <td></td> <td></td> <td></td> <td></td> <td></td> <td>10</td> </tr> <tr> <td>Equipment</td> <td></td> <td></td> <td></td> <td></td> <td></td> <td></td> <td></td> <td></td> <td></td> <td></td> <td></td> <td></td> </tr> <tr> <td>Interest</td> <td></td> <td></td> <td></td> <td></td> <td></td> <td></td> <td></td> <td></td> <td></td> <td></td> <td></td> <td></td> </tr> <tr> <td>Other Fees & Costs</td> <td></td> <td></td> <td></td> <td></td> <td></td> <td></td> <td></td> <td></td> <td></td> <td></td> <td></td> <td></td> </tr> <tr> <td>Total Project Cost</td> <td>118</td> <td></td> <td>990</td> <td>9</td> <td>-999</td> <td></td> <td></td> <td></td> <td></td> <td></td> <td></td> <td>118</td> </tr> <tr> <td colspan="13" style="text-align: center;">FUNDING PLAN (000'S)</td> </tr> <tr> <td>MSBU/TU Assessments</td> <td>118</td> <td></td> <td>990</td> <td>9</td> <td>-999</td> <td></td> <td></td> <td></td> <td></td> <td></td> <td></td> <td>118</td> </tr> <tr> <td>Debt Proceeds</td> <td></td> <td></td> <td></td> <td></td> <td></td> <td></td> <td></td> <td></td> <td></td> <td></td> <td></td> <td></td> </tr> <tr> <td></td> <td></td> <td></td> <td></td> <td></td> <td></td> <td></td> <td></td> <td></td> <td></td> <td></td> <td></td> <td></td> </tr> <tr> <td></td> <td></td> <td></td> <td></td> <td></td> <td></td> <td></td> <td></td> <td></td> <td></td> <td></td> <td></td> <td></td> </tr> <tr> <td>Total Funding</td> <td>118</td> <td></td> <td>990</td> <td>9</td> <td>-999</td> <td></td> <td></td> <td></td> <td></td> <td></td> <td></td> <td>118</td> </tr> <tr> <td colspan="13" style="text-align: center;">LOAN REPAYMENT SCHEDULE (000'S)</td> </tr> <tr> <td>Assessments</td> <td></td> <td></td> <td></td> <td></td> <td></td> <td></td> <td></td> <td></td> <td></td> <td></td> <td></td> <td></td> </tr> <tr> <td></td> <td></td> <td></td> <td></td> <td></td> <td></td> <td></td> <td></td> <td></td> <td></td> <td></td> <td></td> <td></td> </tr> <tr> <td>Total Loan Repayment</td> <td></td> <td></td> <td></td> <td></td> <td></td> <td></td> <td></td> <td></td> <td></td> <td></td> <td></td> <td></td> </tr> <tr> <td colspan="13" style="text-align: center;">ANNUAL OPERATING BUDGET IMPACT (000'S)</td> </tr> <tr> <td>Personal Svc.</td> <td></td> <td></td> <td></td> <td></td> <td></td> <td></td> <td></td> <td></td> <td></td> <td></td> <td></td> <td></td> </tr> <tr> <td>Non-personal</td> <td></td> <td></td> <td>10</td> <td></td> <td></td> <td></td> <td></td> <td></td> <td></td> <td></td> <td></td> <td></td> </tr> <tr> <td>Capital</td> <td></td> <td></td> <td></td> <td></td> <td></td> <td></td> <td></td> <td></td> <td></td> <td></td> <td></td> <td></td> </tr> <tr> <td>Total Operating</td> <td></td> <td></td> <td>10</td> <td></td> <td></td> <td></td> <td></td> <td></td> <td></td> <td></td> <td></td> <td></td> </tr> </tbody> </table>												Prior Actual	Est FY25	Calc. for FY26		FY26	FY27	FY28	FY29	FY30	FY31	FUTURE	Total	Orig. FY26	Est c/o to FY26	New \$ FY26	EXPENDITURE PLAN (000'S)													Design/Arch/Eng	108			9	-9							108	Land (or ROW)													Construction			955		-955								Internal Costs	10	0.04	35		-35							10	Equipment													Interest													Other Fees & Costs													Total Project Cost	118		990	9	-999							118	FUNDING PLAN (000'S)													MSBU/TU Assessments	118		990	9	-999							118	Debt Proceeds																																							Total Funding	118		990	9	-999							118	LOAN REPAYMENT SCHEDULE (000'S)													Assessments																										Total Loan Repayment													ANNUAL OPERATING BUDGET IMPACT (000'S)													Personal Svc.													Non-personal			10										Capital													Total Operating			10																	
	Prior Actual	Est FY25	Calc. for FY26		FY26	FY27	FY28	FY29	FY30	FY31				FUTURE	Total																																																																																																																																																																																																																																																																																																																																											
			Orig. FY26	Est c/o to FY26							New \$ FY26																																																																																																																																																																																																																																																																																																																																															
EXPENDITURE PLAN (000'S)																																																																																																																																																																																																																																																																																																																																																										
Design/Arch/Eng	108			9	-9							108																																																																																																																																																																																																																																																																																																																																														
Land (or ROW)																																																																																																																																																																																																																																																																																																																																																										
Construction			955		-955																																																																																																																																																																																																																																																																																																																																																					
Internal Costs	10	0.04	35		-35							10																																																																																																																																																																																																																																																																																																																																														
Equipment																																																																																																																																																																																																																																																																																																																																																										
Interest																																																																																																																																																																																																																																																																																																																																																										
Other Fees & Costs																																																																																																																																																																																																																																																																																																																																																										
Total Project Cost	118		990	9	-999							118																																																																																																																																																																																																																																																																																																																																														
FUNDING PLAN (000'S)																																																																																																																																																																																																																																																																																																																																																										
MSBU/TU Assessments	118		990	9	-999							118																																																																																																																																																																																																																																																																																																																																														
Debt Proceeds																																																																																																																																																																																																																																																																																																																																																										
Total Funding	118		990	9	-999							118																																																																																																																																																																																																																																																																																																																																														
LOAN REPAYMENT SCHEDULE (000'S)																																																																																																																																																																																																																																																																																																																																																										
Assessments																																																																																																																																																																																																																																																																																																																																																										
Total Loan Repayment																																																																																																																																																																																																																																																																																																																																																										
ANNUAL OPERATING BUDGET IMPACT (000'S)																																																																																																																																																																																																																																																																																																																																																										
Personal Svc.																																																																																																																																																																																																																																																																																																																																																										
Non-personal			10																																																																																																																																																																																																																																																																																																																																																							
Capital																																																																																																																																																																																																																																																																																																																																																										
Total Operating			10																																																																																																																																																																																																																																																																																																																																																							





This page intentionally left blank

FY2026 Capital Improvements Budget / FY 2026 - FY 2031 Project Detail													Project No.										
GENERAL PROJECT DATA:						CONCURRENCY REQUIREMENTS:						PROJECT NEED CRITERIA		PROJECT SCHEDULE		FY26	FY27	FY28	FY29	FY30	FY31		
Project Title: Section T Technology Infrastructure Summary						Does project add capacity (Y/N)?						Safety	Design/Arch		1	2	3	4	1	2	3	4	
Functional Area: General Government						Is it required to maintain Level of Service: W/in 5 years? List in CIE (Y/N):						Mandate	Land/ROW										
Department: Information Technology						6 to 10 years? Monitor (Y/N):						Replace	Construct										
Location:												Growth	Equipment										
PROJECT DESCRIPTION:													PROJECT RATIONALE (Include Additional LOS Detail, if necessary):										
OPERATING BUDGET IMPACT:																							
													Calc. for FY26										
	Prior Actual	Est FY25	Orig. FY26	Est c/o to FY26	New \$ FY26	FY26	FY27	FY28	FY29	FY30	FY31	FUTURE	Total										
EXPENDITURE PLAN (000'S)																							
Software	1,274			141		141							1,415										
Contractual services	995			1,915		1,915							2,910										
Other Costs																							
Computer equipment				60		60							60										
Equipment	1,899	185		506		506							2,590										
Total Project Cost	4,168	185		2,622		2,622							6,975										
FUNDING PLAN (000'S)																							
Ad Valorem	24			-96	96								24										
Other																							
Gas Tax (Trans Trust)	981			-3	3								981										
Capital Projects Fund	2,382	185		2,581	-99	2,482							5,049										
Utility Operations & Maint	724			98		98							822										
Solid Waste Enterprise Fund	57			42		42							99										
Sales Tax 2014																							
Total Funding	4,168	185		2,622		2,622							6,975										
LOAN REPAYMENT SCHEDULE (000'S)																							
Total Loan Repayment																							
OPERATING BUDGET IMPACT (000'S)																							
Personal Svc.																							
Non-personal	240	120		100	17	117							477										
Capital																							
Total Operating	240	120		100	17	117							477										

FY2026 Capital Improvements Budget / FY 2026 - FY 2031 Project Detail													Project No. c192003									
GENERAL PROJECT DATA:			Status	In Progress	CONCURRENCY REQUIREMENTS (Y/N)			PROJECT NEED CRITERIA			PROJECT SCHEDULE		FY26	FY27	FY28	FY29	FY30	FY31				
Project Title: EDEN to Munis Conversion					Does project add new capacity? No			Safety			Design/Arch		1	2	3	4	1	2	3	4		
Functional Area: General Government					Is project required to maintain level of service:			Mandate			Land/ROW											
Department: Budget & Administrative Services					- Within 5 years? List project in CIE N/A			Replace X			Construct											
Location: County Wide					- From 6 to 10 years? Monitor Annually N/A			Growth			Equipment											
PROJECT DESCRIPTION: The financial system used by Board departments is maintained under the Clerk of Court's domain. Since the system, which was acquired in 2004, will no longer be maintained it must be upgraded to newer technology. It is the Clerk's recommendation to upgrade to Munis software, which will provide the least amount of conversion issues since it is a Tyler Technologies product.													PROJECT RATIONALE (Include Additional LOS Detail, if necessary): The EDEN system will not longer be supported by the parent company, Tyler Technologies, and needs to be upgraded.									
OPERATING BUDGET IMPACT: No additional operating impacts anticipated from system conversion.																						
				Calc. for FY26																		
	Prior Actual	Est FY25	Orig. FY26	Est c/o to FY26	New \$ FY26	FY26	FY27	FY28	FY29	FY30	FY31	FUTURE	Total									
EXPENDITURE PLAN (000'S)																						
Design/Arch/Eng																						
Land (or ROW)																						
Construction																						
Internal Costs																						
Equipment	1,899	185		506		506							2,590									
Interest																						
Other Fees & Costs																						
Total Project Cost	1,899	185		506		506							2,590									
FUNDING PLAN (000'S)																						
Capital Projects Fund	1,899	185		506		506							2,590									
Total Funding	1,899	185		506		506							2,590									
LOAN REPAYMENT SCHEDULE (000'S)																						
Total Loan Repayment																						
ANNUAL OPERATING BUDGET IMPACT (000'S)																						
Personal Svc.																						
Non-personal																						
Capital																						
Total Operating																						

FY2026 Capital Improvements Budget / FY 2026 - FY 2031 Project Detail													Project No. c141601																
GENERAL PROJECT DATA:		Status	In Progress	CONCURRENCY REQUIREMENTS (Y/N)			PROJECT NEED CRITERIA		PROJECT SCHEDULE		FY26	FY27	FY28	FY29	FY30	FY31													
Project Title:		Enterprise Asset Management /Work		Does project add new capacity?			No				1	2	3	4	1	2	3	4	1	2	3	4							
Functional Area:		Order System Upgrade		Is project required to maintain level of service:			N/A		Safety																				
Department:		Budget & Administrative Services / IT		- Within 5 years? List project in CIE			N/A		Mandate																				
Location:		County-wide		- From 6 to 10 years? Monitor Annually					Replace		X																		
									Growth		X																		
PROJECT DESCRIPTION: Phase 2: Will include two separate RFPs. An RFP for a consultant to gather all data from various platforms and enter the data into the ArcGIS Indoors system for vertical assets. The second RFP will be to implement Cityworks for Community Services as well as some additional integrations needed for Public Works and Utilities. Additionally, as part of that contract we will have a review of our initial implementation and consider recommendations based on upgraded technologies/standards. Phase 1: The Enterprise Asset Management/Work Order system Upgrade project was to replace/upgrade the EAMs/Work order system installed with no significant upgrade since 2008. The selected vendor commenced work in FY16. The selected system provides added functionality and supports mobile users utilizing the latest in GIS and mobile technology.													PROJECT RATIONALE (Include Additional LOS Detail, if necessary): A county wide asset and maintenance management system will provide for increased efficiency and improved decision making, and align with the goals of the Board.																
OPERATING BUDGET IMPACT: Impacts from the annual license renewal cost for Cityworks and ArcGIS A one time cost for the strategic asset management plan to ensure that the county is increasing efficiency and improving decision making based on data drive information from the enterprise asset management system. This will allow for improved alignment with our organizational goals.																													
		Prior Actual		Est FY25		Calc. for FY26		Orig. FY26		Est c/o to FY26		New \$ FY26		FY26		FY27		FY28		FY29		FY30		FY31		FUTURE		Total	
EXPENDITURE PLAN (000'S)																													
Server Equipment																													
Storage Equipment																													
Network Equipment																													
Training																													
Software																													
Computer equipment																													
Contractual services																													
Other Costs																													
Total Project Cost																													
FUNDING PLAN (000'S)																													
Ad Valorem																													
Other																													
Gas Tax (Trans Trust)																													
Capital Projects Fund																													
Utility Operations & Maint																													
Solid Waste Enterprise Fund																													
Total Funding																													
LOAN REPAYMENT SCHEDULE (000'S)																													
Total Loan Repayment																													
ANNUAL OPERATING BUDGET IMPACT (000'S)																													
Personal Svc.																													
Non-personal																													
Capital																													
Total Operating																													



This page intentionally left blank

Section U Utility Infrastructure		CONCURRENCY REQUIREMENTS: Does project add capacity (Y/N)? Is it required to maintain Level of Service: W/in 5 years? List in CIE (Y/N): 6 to 10 years? Monitor (Y/N):					PROJECT NEED		PROJECT		Project No.																																										
							CRITERIA	SCHEDULE	FY26	FY27	FY28	FY29	FY30	FY31																																							
Department:	Location:											1	2	3	4	1	2	3	4	1	2	3	4																														
Utilities	Utilities																																																				
PROJECT DESCRIPTION:											PROJECT RATIONALE (Include Additional LOS Detail, if necessary):																																										
OPERATING BUDGET IMPACT:											REPLACEMENT COUNTY PROPERTY NO.:																																										
<table border="1"> <thead> <tr> <th colspan="2"></th> <th colspan="5">Calc. for FY26</th> <th colspan="11"></th> </tr> <tr> <th>Prior Actual</th> <th>Est FY25</th> <th>Orig. FY26</th> <th>Est c/o to FY26</th> <th>New \$ FY26</th> <th></th> <th>FY26</th> <th>FY27</th> <th>FY28</th> <th>FY29</th> <th>FY30</th> <th>FY31</th> <th>FUTURE</th> <th>Total</th> </tr> </thead> </table>													Calc. for FY26																Prior Actual	Est FY25	Orig. FY26	Est c/o to FY26	New \$ FY26		FY26	FY27	FY28	FY29	FY30	FY31	FUTURE	Total											
		Calc. for FY26																																																			
Prior Actual	Est FY25	Orig. FY26	Est c/o to FY26	New \$ FY26		FY26	FY27	FY28	FY29	FY30	FY31	FUTURE	Total																																								
EXPENDITURE PLAN (000'S)																																																					
Design/Arch/Eng	14,805	846	1,144	21,513	565	23,223							3,565	42,439																																							
Land (or ROW)	919			342	451	792								1,711																																							
Construction	62,784	28,917	107,017	390,457	-213,898	283,576		19,300					461,682	856,259																																							
Internal Costs	3,386	477	9,606	16,279	-6,008	19,876							12,381	36,120																																							
Equipment	1,699		526	6,511	790	7,827								9,526																																							
Interest	242	27	2,537	3,348	-5,551	334	608	579	548	518	487		26,354	29,697																																							
Other Fees & Costs	77		900	12,611	4,351	17,862								17,939																																							
Total Project Cost	83,911	30,267	121,729	451,061	-219,300	353,490	608	19,879	548	518	487		503,983	993,692																																							
FUNDING PLAN (000'S)																																																					
Utility Repair & Replace Fund	10,914	74	10,597	33,226	-14,400	30,491							16,077	57,556																																							
Conn. Fee -Wastewater	12,476	4,682	87,120	38,677	-34,299	91,498	467	444	421	398	375		142,446	253,207																																							
Conn. Fee -Water	7,001	2,327	22,004	30,216	-4,252	47,967							37,780	95,075																																							
Utility Operations & Maint	4,573	210	1,925	13,975	-2,207	13,693							10,930	29,406																																							
Grants	11,514	1,580		5,276	2,524	7,800								20,894																																							
Bond Funds	5,733	95		124,655	-71,838	52,817							137,708	196,353																																							
Debt Proceeds				106,187	-102,267	3,921							147,576	151,496																																							
State Revolving Fund	20,093	20,638		87,955	-191	86,696								127,427																																							
Pending SRF																																																					
MSBU Assessments	5,382	661	84	3,657	-2,135	1,606	142	135	127	120	112		11,466	19,750																																							
Sales Tax 2002																																																					
Sales Tax 2009																																																					
Sales Tax 2020				7,000		7,000								7,000																																							
Sales Tax 2020 Tier 2								3,000						3,000																																							
Pending Sales Tax 2026					10,000	10,000		16,300						26,300																																							
Sinking Fund	16													16																																							
Utility Capital Projects	2,753			217	-217									2,753																																							
Other Fund																																																					
BP Settlement Fund	3,457			19	-19									3,457																																							
Total Funding	83,911	30,267	121,729	451,061	-219,300	353,490	608	19,879	548	518	487		503,983	993,692																																							
LOAN REPAYMENT SCHEDULE (000'S)																																																					
O & M Fund																																																					
R & R Fund			191	765		957	191	191	191	191	191		2,823	4,736																																							
Conn. Fee -Wastewater																																																					
Conn. Fee -Water																																																					
MSBU Assessments			185	740																																																	
Base Rate - Sewer			134	267																																																	
CRA Projects																																																					
Total Loan Repayment			510	1,772		957	191	191	191	191	191		2,823	4,736																																							
OPERATING BUDGET IMPACT (000'S)																																																					
Personal Svc.						1,571	871	1,198	1,408	1,198	1,198	1,198	1,198	1,015,264																																							
Non-personal						864	804	931	1,429	1,345	1,351	1,391	8,115																																								
Capital					600	881	101	217	546	191	197	325	2,458																																								
Total Operating	87,368	30,267	122,749	454,625	-218,719	358,719	2,767	22,607	4,314	3,635	3,616	512,544	2,032,459																																								

FY2026 Capital Improvements Budget / FY 2026 - FY 2031 Project Detail											Project No. g252008																	
GENERAL PROJECT DATA:			CONCURRENCY REQUIREMENTS			PROJECT NEED CRITERIA		PROJECT SCHEDULE		FY26			FY27			FY28			FY29			FY30			FY31			
Project Title: Lift Station Generators Mitigation Grant			Status: In Progress			Does project add new capacity? No		(Y/N)		Safety		Design/Arch		1 2 3 4			1 2 3 4			1 2 3 4			1 2 3 4			1 2 3 4		
Functional Area: Utilities			Is project required to maintain level of service:			N/A		Mandate		Land/ROW																		
Department: Lift Station Operations			- Within 5 years? List project in CIE			N/A		Replace		Construct		X																
Location: Countywide			- From 6 to 10 years? Monitor Annually			N/A		Growth		Equipment																		
PROJECT DESCRIPTION:											PROJECT RATIONALE (Include Additional LOS Detail, if necessary):																	
Project is to acquire lift station generators to mitigate power loss during storm events, a hazard that would adversely affect Master Lift Stations – roll up Program from the Florida Division of Emergency Management. The grant is funded at 75%, with a 25% match from Utilities Operating. Contingency funds in the amount of \$79,618 will be made available, with written approval, in the form of a budget amendment.											This project will provide alternate power to lift stations if there is a power outage.																	
OPERATING BUDGET IMPACT:																												
Annual generator maintenance will require contract services increase Estimated annual generator maintenance - stationary (14) and portables (10). Totals \$72,000 annually. Already installed and on maintenance contracts in FY25.																												
Calc. for FY26																												
	Prior Actual	Est FY25	Orig. FY26	Est c/o to FY26	New \$ FY26	FY26	FY27	FY28	FY29	FY30	FY31	FUTURE	Total															
EXPENDITURE PLAN (000'S)																												
Design/Arch/Eng																												
Land (or ROW)																												
Construction																												
Internal Costs																												
Equipment	1,699			-146	250	104							1,803															
Interest																												
Other Fees & Costs																												
Total Project Cost	1,699			-146	250	104							1,803															
FUNDING PLAN (000'S)																												
Utility Operations & Maint	443			-144	248	104							547															
Grants	1,256			-2	2								1,256															
Total Funding	1,699			-146	250	104							1,803															
LOAN REPAYMENT SCHEDULE (000'S)																												
Total Loan Repayment																												
OPERATING BUDGET IMPACT (000'S)																												
Personal Svc.																												
Non-personal						72	72	72	73	73	73	75	511															
Capital																												
Total Operating						72	72	72	73	73	73	75	511															

FY2026 Capital Improvements Budget / FY 2026 - FY 2031 Project Detail

Project No. c332001

GENERAL PROJECT DATA:		Status: Closed	CONCURRENCY REQUIREMENTS:		PROJECT NEED CRITERIA	PROJECT SCHEDULE	FY26	FY27	FY28	FY29	FY30	FY31		
Project Title:	Potable Water Master Plan		Does project add new capacity?	No	Safety	X	1	2	3	4	1	2	3	4
Functional Area:	Utilities - Water		Is project required to maintain level of service:	Yes	Mandate	X								
Department:	Utilities - Engineering		- Within 5 years? List project in CIE	No	Replace									
Location:	County-wide		- From 6 to 10 years? Monitor Annually	No	Growth	X								

PROJECT DESCRIPTION:
Secure professional services with developing a Potable Water Master Plan. The purpose of the master plan is to present to the public a distribution, transmission, water source, storage, and treatment system for Charlotte County that addresses present and future needs of the customers.

PROJECT RATIONALE (Include Additional LOS Detail, if necessary):
The Potable Water Master Plan will identify major transmission, water source, storage, and treatment facilities needed through the planning horizon of 2050. The master plan will also ensure that Charlotte County Utilities will continue to meet residential, commercial, and industrial customer needs, meet federal, state and local requirements, and provide minimal level of service requirements.

OPERATING BUDGET IMPACT:
There are no correlating operating impacts to this project, as determined by the Utilities Department.

	Prior Actual	Est FY25	Calc. for FY26			FY26	FY27	FY28	FY29	FY30	FY31	FUTURE	Total
			(1) Orig. FY26	(2) Est c/o to FY26	(3) New \$ FY26								
EXPENDITURE PLAN (000'S)													
Design/Arch/Eng	775												775
Land (or ROW)													
Construction													
Internal Costs			25	-25									
Equipment													
Interest													
Other Fees & Costs													
Total Project Cost	775		25	-25									775
FUNDING PLAN (000'S)													
Utility Operations & Maint	775		25	-25									775
TOTAL FUNDING	775		25	-25									775
LOAN REPAYMENT SCHEDULE (000'S)													
TOTAL LOAN REPAYMENT													
OPERATING BUDGET IMPACT (000'S)													
Personal Svc.													
Non-personal													
Capital													
Total Operating													

FY2026 Capital Improvements Budget / FY 2026 - FY 2031 Project Detail

Project No. c332201

GENERAL PROJECT DATA:		Status Closed	CONCURRENCY REQUIREMENTS		(Y/N)	PROJECT NEED CRITERIA	PROJECT SCHEDULE	FY26	FY27	FY28	FY29	FY30	FY31		
Project Title:	Emergency Interconnect to Punta Gorda - Burnt Store		Does project add new capacity?		N/A	Safety	X	1	2	3	4	1	2	3	4
Functional Area:	Utilities - Water		Is project required to maintain level of service:			Mandate									
Department:	Utilities - Engineering		- Within 5 years? List project in CIE		N/A	Replace									
Location:	South County - Burnt Store		- From 6 to 10 years? Monitor Annually		N/A	Growth	X								

PROJECT DESCRIPTION:
 Emergency Interconnection between City of Punta Gorda and Charlotte County Burnt Store Reverse Osmosis Plant for potable drinking water.
Project Not Moving Forward

PROJECT RATIONALE (Include Additional LOS Detail, if necessary):
 As a further safeguard for uninterrupted water supply to Charlotte County, an emergency interconnect with the City of Punta Gorda will allow CCU to provide or receive water at the Burnt Store RO Plant depending on each system's demands.

OPERATING BUDGET IMPACT:
 There are no correlating operating impacts to this project, as determined by the Utilities Department.

Allows for redundancy and system flexibility.

	Prior Actual	Est FY25	Calc. for FY26			FY26	FY27	FY28	FY29	FY30	FY31	FUTURE	Total
			Orig. FY26	Est c/o to FY26	New \$ FY26								
EXPENDITURE PLAN (000'S)													
Design/Arch/Eng	1			119	-119								1
Land (or ROW)													
Construction	38			762	-762								38
Internal Costs	3			72	-72								3
Equipment													
Interest													
Other Fees & Costs				15	-15								
Total Project Cost	43			967	-967								43
FUNDING PLAN (000'S)													
Utility Operations & Maint													
Utility Repair & Replace Fund													
Conn. Fee -Wastewater													
Conn. Fee -Water	43			967	-967								43
Debt Proceeds													
Total Funding	43			967	-967								43
LOAN REPAYMENT SCHEDULE (000'S)													
Total Loan Repayment													
OPERATING BUDGET IMPACT (000'S)													
Personal Svc.													
Non-personal													
Capital													
Total Operating													

FY2026 Capital Improvements Budget / FY 2026 - FY 2031 Project Detail

Project No. c332202

GENERAL PROJECT DATA:		Status: In Progress	CONCURRENCY REQUIREMENTS		(Y/N)	PROJECT NEED CRITERIA	PROJECT SCHEDULE	FY26	FY27	FY28	FY29	FY30	FY31		
Project Title:	Walenda and Rotonda Booster Station Upgrades		Does project add new capacity?		Y	Safety	Design/Arch	1	2	3	4	1	2	3	4
Functional Area:	Utilities - Water		Is project required to maintain level of service:			Mandate	Land/ROW								
Department:	Utilities - Operations		- Within 5 years? List project in CIE		N/A	Replace	Construct								
Location:	Mid and West County		- From 6 to 10 years? Monitor Annually		N/A	Growth	Equipment	X							

PROJECT DESCRIPTION:
 Upgrade Walenda and Rotonda* Booster Stations to improve water quality and improve the water distribution system.
 * Rotonda Booster Station Upgrades carry forward budget was moved from c332208 for FY24

PROJECT RATIONALE (Include Additional LOS Detail, if necessary):
 Upgrade pumps, motors, and control systems to improve water quality and improve the water distribution system.
 Upgrades will meet the demands for future needs/growth. Increase capacity.
 Upgrades to be determined by 2021 Potable Water Master Plan.
 Estimated annual average maintenance, operating, and chemicals for Rotonda, Walenda, and Gulf Cove Water Booster Stations. Annual generator maintenance - Walenda upgrade.

OPERATING BUDGET IMPACT:
 Estimated operating impacts to this project, as determined by the Utilities Department:
 Estimated annual average maintenance, operating, and chemicals for Rotonda, Walenda, and Gulf Cove Water Booster Stations.
Annual Maintenance and Operations \$40,200
Generator Maintenance - Walenda \$1000 annually (Annual generator maintenance - Walenda upgrade.)
Chemicals -estimated average annual \$279,000

	Prior Actual	Est FY25	Calc. for FY26			FY26	FY27	FY28	FY29	FY30	FY31	FUTURE	Total
			Orig. FY26	Est c/o to FY26	New \$ FY26								
EXPENDITURE PLAN (000'S)													
Design/Arch/Eng	122	4		509	517	1,026							1,152
Land (or ROW)													
Construction		411		3,297	4,393	7,690							8,102
Internal Costs		2		205	258	463							465
Equipment													
Interest													
Other Fees & Costs													
Total Project Cost	122	417		4,011	5,168	9,180							9,718
FUNDING PLAN (000'S)													
Utility Operations & Maint													
Utility Repair & Replace Fund													
Conn. Fee -Wastewater													
Conn. Fee -Water	122	417		4,011	5,168	9,180							9,718
Total Funding	122	417		4,011	5,168	9,180							9,718
LOAN REPAYMENT SCHEDULE (000'S)													
Total Loan Repayment													
OPERATING BUDGET IMPACT (000'S)													
Personal Svc.													
Non-personal							1	1	320	320	320	327	1,289
Capital													
Total Operating							1	1	320	320	320	327	1,289

FY2026 Capital Improvements Budget / FY 2026 - FY 2031 Project Detail

Project No. c332203

GENERAL PROJECT DATA:		Status: In Progress	CONCURRENCY REQUIREMENTS		(Y/N)	PROJECT NEED CRITERIA	PROJECT SCHEDULE	FY26	FY27	FY28	FY29	FY30	FY31		
Project Title:	Potable Water Master Plan Recommended Improvements		Does project add new capacity?		Y	Safety	Design/Arch	1	2	3	4	1	2	3	4
Functional Area:	Utilities - Water		Is project required to maintain level of service:			Mandate	Land/ROW								
Department:	Utilities - Engineering		- Within 5 years? List project in CIE		N/A	Replace	Construct								
Location:	System Wide		- From 6 to 10 years? Monitor Annually		N/A	Growth	Equipment	X							

PROJECT DESCRIPTION:
 Recommended improvements from the 2021 Potable Water Master Plan. Improvements relating to distribution, transmission, water source, storage, and treatment.
Some Master Plan items have been pushed out from FY26 to FY33

PROJECT RATIONALE (Include Additional LOS Detail, if necessary):
 Utilities secured the services of Jones Edmunds to develop a Potable Water Master Plan by 2021. The purpose of the master plan is to present to the public a distribution, transmission, water source, storage, and treatment system for Charlotte County that addresses present and future needs of the customers. The Master Plan will identify major transmission, water source, storage, and treatment facilities needed through the planning horizon of 2050.

OPERATING BUDGET IMPACT:
 5-year valve exercising and hydrant maintenance, approximately \$2000. Starting in FY31.
 No operational impacts on new mains.

	Prior Actual	Est FY25	Calc. for FY26			FY26	FY27	FY28	FY29	FY30	FY31	FUTURE	Total
			Orig. FY26	Est c/o to FY26	New \$ FY26								
EXPENDITURE PLAN (000'S)													
Design/Arch/Eng	107	42		101		101							250
Land (or ROW)													
Construction				2,998	-2,436	562						3,386	3,947
Internal Costs				151		151							151
Equipment													
Interest													
Other Fees & Costs													
Total Project Cost	107	42		3,250	-2,436	814						3,386	4,348
FUNDING PLAN (000'S)													
Utility Operations & Maint													
Utility Repair & Replace Fund													
Conn. Fee -Wastewater													
Conn. Fee -Water	107	42		3,250	-2,436	814						3,386	4,348
Total Funding	107	42		3,250	-2,436	814						3,386	4,348
LOAN REPAYMENT SCHEDULE (000'S)													
Total Loan Repayment													
OPERATING BUDGET IMPACT (000'S)													
Personal Svc.													
Non-personal													
Capital										2	2		4
Total Operating										2	2		4

FY2026 Capital Improvements Budget / FY 2026 - FY 2031 Project Detail

Project No. c332207

GENERAL PROJECT DATA:		Status: In Progress	CONCURRENCY REQUIREMENTS		(Y/N)	PROJECT NEED CRITERIA	PROJECT SCHEDULE	FY26	FY27	FY28	FY29	FY30	FY31		
Project Title:	Toledo Blade from Hillsborough to US 41 24" WM		Does project add new capacity?		Y	Safety		1	2	3	4	1	2	3	4
Functional Area:	Utilities - Water		Is project required to maintain level of service:			Mandate									
Department:	Utilities - Engineering		- Within 5 years? List project in CIE		N/A	Replace									
Location:	Northwest & West County		- From 6 to 10 years? Monitor Annually		N/A	Growth	X								

PROJECT DESCRIPTION:
 Installation of 24" potable water transmission main Toledo Blade Blvd. from Hillsborough Blvd. to US 41 to improve water quality and improve the water distribution system.

PROJECT RATIONALE (Include Additional LOS Detail, if necessary):
 Project will work with Peace River Authority's anticipated new Hillsborough or alternate water transmission main. This new main will feed Walenda Booster Station and Northwest and West County.
 Water quality and water distribution system improvements.
 Increase transmission capacity.
 Sherbourne Watermain

OPERATING BUDGET IMPACT:
 Operating impacts to this project, as determined by the Utilities Department:
 - Annual valve exercising, meter box maintenance, fire hydrant maintenance/flow test
 - No operating impacts on the new main.
 - Estimated annual maintenance/clean out of meter boxes starting in FY27. 5-yr valve exercising and hydrant maintenance.

	Prior Actual	Est FY25	Calc. for FY26			FY26	FY27	FY28	FY29	FY30	FY31	FUTURE	Total
			Orig. FY26	Est c/o to FY26	New \$ FY26								
EXPENDITURE PLAN (000'S)													
Design/Arch/Eng				100		100							100
Land (or ROW)													
Construction	91	1,674		1,866		1,866							3,631
Internal Costs	6	8		36		36							50
Equipment													
Interest													
Other Fees & Costs				360		360							360
Total Project Cost	98	1,682		2,362		2,362							4,141
FUNDING PLAN (000'S)													
Conn. Fee -Water	98	1,682		2,362		2,362							4,141
Total Funding	98	1,682		2,362		2,362							4,141
LOAN REPAYMENT SCHEDULE (000'S)													
Total Loan Repayment													
OPERATING BUDGET IMPACT (000'S)													
Personal Svc.													
Non-personal													
Capital							1	1	1	1	3	3	9
Total Operating							1	1	1	1	3	3	9

FY2026 Capital Improvements Budget / FY 2026 - FY 2031 Project Detail

Project No. c332209

GENERAL PROJECT DATA:		Status: In Progress	CONCURRENCY REQUIREMENTS (Y/N)		PROJECT NEED CRITERIA	PROJECT SCHEDULE	FY26	FY27	FY28	FY29	FY30	FY31											
Project Title:	Golf Course Booster Station Upgrades (Operations Division)		Does project add new capacity?	Y	Safety	Design/Arch	1	2	3	4	1	2	3	4	1	2	3	4	1	2	3	4	
Functional Area:	Utilities - Water		Is project required to maintain level of service:		Mandate	Land/ROW																	
Department:	Utilities - Operations		- Within 5 years? List project in CIE	N/A	Replace	Construct																	
Location:	Mid County		- From 6 to 10 years? Monitor Annually	N/A	Growth	Equipment																	

PROJECT DESCRIPTION:
 Upgrade Golf Course Water Booster Station to improve water quality and improve the water distribution system.

PROJECT RATIONALE (Include Additional LOS Detail, if necessary):
 Upgrade pumps, motors, and control systems to improve water quality and improve the water distribution system.
 Upgrades will meet the demands for future needs/growth. Increase capacity.

OPERATING BUDGET IMPACT:
 There are currently no correlating operating impacts to this project, as determined by the Utilities Department. Operating impacts will be determined upon completion of the planning and design phase of the project.

Current project phase includes design only.

	Prior Actual	Est FY25	Calc. for FY26			FY26	FY27	FY28	FY29	FY30	FY31	FUTURE	Total
			Orig. FY26	Est c/o to FY26	New \$ FY26								
EXPENDITURE PLAN (000'S)													
Design/Arch/Eng				297		297							297
Land (or ROW)													
Construction													
Internal Costs				13		13							13
Equipment													
Interest													
Other Fees & Costs													
Total Project Cost				310		310							310
FUNDING PLAN (000'S)													
Conn. Fee -Water				310		310							310
Total Funding				310		310							310
LOAN REPAYMENT SCHEDULE (000'S)													
Total Loan Repayment													
OPERATING BUDGET IMPACT (000'S)													
Personal Svc.													
Non-personal													
Capital													
Total Operating													

FY2026 Capital Improvements Budget / FY 2026 - FY 2031 Project Detail											Project No. c332210												
GENERAL PROJECT DATA:			CONCURRENCY REQUIREMENTS			(Y/N)		PROJECT NEED CRITERIA		PROJECT SCHEDULE		FY26		FY27		FY28		FY29		FY30		FY31	
Project Title: Gillot Blvd Water Main Upsizing			Status: In Progress			Does project add new capacity?		Y		Safety													
Functional Area: Utilities - Water			Is project required to maintain level of service:			- Within 5 years? List project in CIE		N/A		Mandate													
Department: Utilities - Operations			- From 6 to 10 years? Monitor Annually			N/A		N/A		Replace													
Location: West County										Growth		X											
PROJECT DESCRIPTION:											PROJECT RATIONALE (Include Additional LOS Detail, if necessary):												
Upgrade 12" potable water main to 24" on Gillot Blvd. to improve water quality and the water distribution system. Upsizing will provide for growth in the area and will provide additional conveyance.											Provide redundancy for water to West County. Water quality and water distribution system improvements.												
Original timing has been pushed out from FY26 to FY33											Capacity increase will allow pipe to feed to Myakka River Crossing 24" water transmission main and to the water booster station.												
OPERATING BUDGET IMPACT:																							
There are no correlating operating impacts to this project, as determined by the Utilities Department.																							
													Calc. for FY26										
													Prior Actual										
													Est FY25										
													Orig. FY26										
													Est c/o to FY26										
													New \$ FY26										
													FY26										
													FY27										
													FY28										
													FY29										
													FY30										
													FY31										
													FUTURE										
													Total										
EXPENDITURE PLAN (000'S)																							
Design/Arch/Eng																							
Land (or ROW)																							
Construction																							
Internal Costs																							
Equipment																							
Interest																							
Other Fees & Costs																							
Total Project Cost																							
FUNDING PLAN (000'S)																							
Conn. Fee -Water																							
Total Funding																							
LOAN REPAYMENT SCHEDULE (000'S)																							
Total Loan Repayment																							
OPERATING BUDGET IMPACT (000'S)																							
Personal Svc.																							
Non-personal																							
Capital																							
Total Operating																							

FY2026 Capital Improvements Budget / FY 2026 - FY 2031 Project Detail

Project No. c332211

GENERAL PROJECT DATA:		Status: In Progress	CONCURRENCY REQUIREMENTS		(Y/N)	PROJECT NEED CRITERIA	PROJECT SCHEDULE	FY26	FY27	FY28	FY29	FY30	FY31
Project Title:	Potable Water Storage Tank South County		Does project add new capacity?		Y	Safety	1 2 3 4	1 2 3 4	1 2 3 4	1 2 3 4	1 2 3 4	1 2 3 4	1 2 3 4
Functional Area:	Utilities - Water		Is project required to maintain level of service:			Mandate							
Department:	Utilities - Operations		- Within 5 years? List project in CIE		N/A	Replace							
Location:	South County		- From 6 to 10 years? Monitor Annually		N/A	Growth	X						

PROJECT DESCRIPTION:
Installation of a potable water storage tank for South County service area.

PROJECT RATIONALE (Include Additional LOS Detail, if necessary):
Tank is to maintain water service pressure, maintain emergency storage supply and pressure during power outages, and provide equalization volume to meet peak demands, such as fire flows and times of the day when water use is high.

OPERATING BUDGET IMPACT:
Operating impacts to this project, as determined by the Utilities Department:
- Annual visible tank inspection \$175/month
- 5-year tank cleaning \$20,000 - Future
- 10-year tank painting - \$20,000 Future

Includes up to \$4,361,371 of DWSRF (Drinking Water) SAHFI Award of \$10M plus \$1M Contingencies

	Prior Actual	Est FY25	Calc. for FY26			FY26	FY27	FY28	FY29	FY30	FY31	FUTURE	Total
			Orig. FY26	Est c/o to FY26	New \$ FY26								
EXPENDITURE PLAN (000'S)													
Design/Arch/Eng	88	49											137
Land (or ROW)													
Construction				5,085	190	5,275							5,275
Internal Costs				190		190							190
Equipment													
Interest													
Other Fees & Costs													
Total Project Cost	88	49		5,275	190	5,465							5,602
FUNDING PLAN (000'S)													
Utility Operations & Maint													
State Revolving Fund				5,500	-40	5,460							5,460
Conn. Fee -Wastewater													
Conn. Fee -Water	88	49		-225	230	5							142
Total Funding	88	49		5,275	190	5,465							5,602
LOAN REPAYMENT SCHEDULE (000'S)													
Total Loan Repayment													
OPERATING BUDGET IMPACT (000'S)													
Personal Svc.													
Non-personal													
Capital									2	2	2	42	48
Total Operating									2	2	2	42	48

FY2026 Capital Improvements Budget / FY 2026 - FY 2031 Project Detail										Project No. c332212																	
GENERAL PROJECT DATA:			Status: In Progress			CONCURRENCY REQUIREMENTS			(Y/N)		PROJECT NEED CRITERIA		PROJECT SCHEDULE		FY26		FY27		FY28		FY29		FY30		FY31		
Project Title: Potable Water Elevated Tank-Mid County			Does project add new capacity?			Y		Safety		Design/Arch		1		1		1		1		1		1		1		1	
Functional Area: Utilities - Water			Is project required to maintain level of service:			N/A		Mandate		Land/ROW																	
Department: Utilities - Operations			- Within 5 years? List project in CIE			N/A		Replace		Construct																	
Location: Mid County			- From 6 to 10 years? Monitor Annually			N/A		Growth		Equipment																	
PROJECT DESCRIPTION:														PROJECT RATIONALE (Include Additional LOS Detail, if necessary):													
Installation of a potable water elevated storage tank for Mid County service area.														Elevated water storage tank will be used to store water for fire protection and potable drinking water for Mid County area. Tank allows the natural force of gravity to produce consistent water pressure throughout the system. This will decrease continuous operational time of pumps.													
<i>Original timing has been pushed out from FY24 to FY33</i>																											
OPERATING BUDGET IMPACT:																											
Operating impacts to this project, as determined by the Utilities Department:																											
- Annual visible tank inspection \$2100 - Future																											
- 5-year tank cleaning \$20,000 - Future																											
- 10-year tank painting - Future																											
Calc. for FY26																											
	Prior Actual	Est FY25	Orig. FY26	Est c/o to FY26	New \$ FY26	FY26	FY27	FY28	FY29	FY30	FY31	FUTURE	Total														
EXPENDITURE PLAN (000'S)																											
Design/Arch/Eng													313	313													
Land (or ROW)																											
Construction													5,517	5,517													
Internal Costs													275	275													
Equipment																											
Interest																											
Other Fees & Costs																											
Total Project Cost													6,105	6,105													
FUNDING PLAN (000'S)																											
Utility Operations & Maint													233	233													
Utility Repair & Replace Fund																											
Conn. Fee -Wastewater																											
Conn. Fee -Water													5,872	5,872													
Total Funding													6,105	6,105													
LOAN REPAYMENT SCHEDULE (000'S)																											
Total Loan Repayment																											
OPERATING BUDGET IMPACT (000'S)																											
Personal Svc.																											
Non-personal																											
Capital																											
Total Operating																											

FY2026 Capital Improvements Budget / FY 2026 - FY 2031 Project Detail

Project No. c332213

GENERAL PROJECT DATA:		Status: In Progress	CONCURRENCY REQUIREMENTS		(Y/N)	PROJECT NEED CRITERIA	PROJECT SCHEDULE	FY26	FY27	FY28	FY29	FY30	FY31
Project Title:	Potable Water Elevated Tank-West County		Does project add new capacity?		Y	Safety		1 2 3 4	1 2 3 4	1 2 3 4	1 2 3 4	1 2 3 4	1 2 3 4
Functional Area:	Utilities - Water		Is project required to maintain level of service:			Mandate	Design/Arch						
Department:	Utilities - Operations		- Within 5 years? List project in CIE		N/A	Replace	Land/ROW						
Location:	West County		- From 6 to 10 years? Monitor Annually		N/A	Growth	Construct						
							Equipment						

PROJECT DESCRIPTION:
 Installation of a potable water elevated storage tank for West County service area.

Original timing has been pushed out from FY24 to FY33

PROJECT RATIONALE (Include Additional LOS Detail, if necessary):

 Elevated water storage tank will be used to store water for fire protection and potable drinking water for West County service area. Tank allows the natural force of gravity to produce consistent water pressure throughout the system. This will decrease continuous operational time of pumps.

OPERATING BUDGET IMPACT:

 Operating impacts to this project, as determined by the Utilities Department:
 - Annual visible tank inspection \$2100 - Future
 - 5-year tank cleaning \$20,000 - Future
 - 10-year tank painting - Future

	Prior Actual	Est FY25	Calc. for FY26			FY26	FY27	FY28	FY29	FY30	FY31	FUTURE	Total
			Orig. FY26	Est c/o to FY26	New \$ FY26								
EXPENDITURE PLAN (000'S)													
Design/Arch/Eng												834	834
Land (or ROW)													
Construction												8,276	8,276
Internal Costs												413	413
Equipment													
Interest													
Other Fees & Costs													
Total Project Cost												9,523	9,523
FUNDING PLAN (000'S)													
Utility Operations & Maint													
Utility Repair & Replace Fund													
Conn. Fee -Wastewater												9,523	9,523
Conn. Fee -Water													
Total Funding												9,523	9,523
LOAN REPAYMENT SCHEDULE (000'S)													
Total Loan Repayment													
OPERATING BUDGET IMPACT (000'S)													
Personal Svc.													
Non-personal													
Capital													
Total Operating													

FY2026 Capital Improvements Budget / FY 2026 - FY 2031 Project Detail

Project No. c332215

GENERAL PROJECT DATA:		Status: Closed	CONCURRENCY REQUIREMENTS		(Y/N)	PROJECT NEED CRITERIA	PROJECT SCHEDULE	FY26	FY27	FY28	FY29	FY30	FY31
Project Title:	Hillsborough/Cranberry Intersection Water Main (North Port)		Does project add new capacity?	Y		Safety		1 2 3 4	1 2 3 4	1 2 3 4	1 2 3 4	1 2 3 4	1 2 3 4
Functional Area:	Utilities - Water		Is project required to maintain level of service:			Mandate							
Department:	Utilities - Engineering		- Within 5 years? List project in CIE	N/A		Replace							
Location:	Mid County		- From 6 to 10 years? Monitor Annually	N/A		Growth	X						

PROJECT DESCRIPTION:
 Installation of water main during road realignment by North Port. Route water main across US 41.

Project Not Moving Forward

PROJECT RATIONALE (Include Additional LOS Detail, if necessary):

 Intersection work in conjunction with North Port road project.
 Opportunity to install watermain across US 41.
 Improve water quality in this area and improve the distribution system.

OPERATING BUDGET IMPACT:

 There are no correlating operating impacts to this project, as determined by the Utilities Department.

	Prior Actual	Est FY25	Calc. for FY26			FY26	FY27	FY28	FY29	FY30	FY31	FUTURE	Total
			Orig. FY26	Est c/o to FY26	New \$ FY26								
EXPENDITURE PLAN (000'S)													
Design/Arch/Eng				28	-28								
Land (or ROW)													
Construction				252	-252								
Internal Costs				14	-14								
Equipment													
Interest													
Other Fees & Costs													
Total Project Cost				294	-294								
FUNDING PLAN (000'S)													
Conn. Fee -Water				294	-294								
Total Funding				294	-294								
LOAN REPAYMENT SCHEDULE (000'S)													
Total Loan Repayment													
OPERATING BUDGET IMPACT (000'S)													
Personal Svc.													
Non-personal													
Capital													
Total Operating													

FY2026 Capital Improvements Budget / FY 2026 - FY 2031 Project Detail

Project No. c332216

GENERAL PROJECT DATA:		Status: In Progress	CONCURRENCY REQUIREMENTS		(Y/N)	PROJECT NEED CRITERIA	PROJECT SCHEDULE	FY26	FY27	FY28	FY29	FY30	FY31
Project Title:	Water Meter Study Recommended Improvements		Does project add new capacity?		N	Safety							
Functional Area:	Utilities - Water		Is project required to maintain level of service:			Mandate							
Department:	Utilities - Operations		- Within 5 years? List project in CIE		N/A	Replace							
Location:	System Wide		- From 6 to 10 years? Monitor Annually		N/A	Growth	X						

PROJECT DESCRIPTION:
Improvements to water meter system.

Project timing has been pushed out from FY26 to FY33

OPERATING BUDGET IMPACT:

There are no current correlating operating impacts to this project, as determined by the Utilities Department.

PROJECT RATIONALE (Include Additional LOS Detail, if necessary):

Continue to provide accurate, state of the art metering that is beneficial to all parties.

Recommendations received from a water meter study or analysis.

	Prior Actual	Est FY25	Calc. for FY26			FY26	FY27	FY28	FY29	FY30	FY31	FUTURE	Total
			Orig. FY26	Est c/o to FY26	New \$ FY26								
EXPENDITURE PLAN (000'S)													
Design/Arch/Eng													
Land (or ROW)													
Construction			4,396	1,905	-6,301							8,757	8,757
Internal Costs			219	95	-314							437	437
Equipment													
Interest													
Other Fees & Costs													
Total Project Cost			4,615	2,000	-6,615							9,194	9,194
FUNDING PLAN (000'S)													
Utility Operations & Maint													
Utility Repair & Replace Fund													
Conn. Fee -Wastewater													
Conn. Fee -Water			4,615	2,000	-6,615							9,194	9,194
Total Funding			4,615	2,000	-6,615							9,194	9,194
LOAN REPAYMENT SCHEDULE (000'S)													
Total Loan Repayment													
OPERATING BUDGET IMPACT (000'S)													
Personal Svc.													
Non-personal													
Capital													
Total Operating													

- FY24 Burnt Store
- FY26 Mid & West County

FY2026 Capital Improvements Budget / FY 2026 - FY 2031 Project Detail

Project No. c332301

GENERAL PROJECT DATA:		Status: In Progress	CONCURRENCY REQUIREMENTS		(Y/N)	PROJECT NEED CRITERIA	PROJECT SCHEDULE	FY26	FY27	FY28	FY29	FY30	FY31		
Project Title:	Babcock Ranch Water Supply		Does project add new capacity?		Y	Safety	Design/Arch	1	2	3	4	1	2	3	4
Functional Area:	Utilities - Water		Is project required to maintain level of service:		Y	Mandate	Land/ROW								
Department:	Utilities - Engineering		- Within 5 years? List project in CIE		N	Replace	Construct								
Location:	South County		- From 6 to 10 years? Monitor Annually		N	Growth	Equipment								

PROJECT DESCRIPTION:

Babcock Ranch Water Supply for Charlotte County. Project may require additional well construction, monitoring wells, modeling, and other substantiation efforts for the various water amounts to the South Florida Water Management District that will be issuing the Water Use Permit (WUP). Permitting anticipated to take from 12 months to 36 months to accomplish depending upon Agency requirements.

Adding the next phase in this project which includes a routing study, feasibility study, and a preliminary engineering report.

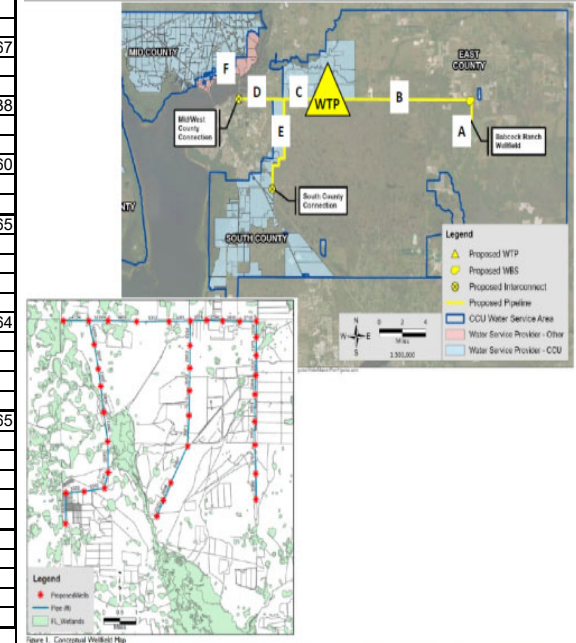
OPERATING BUDGET IMPACT:

Operating impacts are to be determined upon completion of the planning and design phase of the project. Minimal operating costs are anticipated at this stage of the project. 11.19.24 Board decision to continue to move forward in obtaining a new Water Use Permit but postpone additional work.

PROJECT RATIONALE (Include Additional LOS Detail, if necessary):

As presented in the 2022 Potable Water Master Plan, this project specifically addresses the submittal of required information and application to obtain a new Water Use Permit for the Babcock Ranch Water Supply for Charlotte County. The WUP will explore various levels of water supply amounts from Babcock Ranch water source. Additional budget necessary (FY24) to move to the next phase - routing study, feasibility study, preliminary engineering report (PER).

	Prior Actual	Est FY25	Calc. for FY26			FY26	FY27	FY28	FY29	FY30	FY31	FUTURE	Total
			Orig. FY26	Est c/o to FY26	New \$ FY26								
EXPENDITURE PLAN (000'S)													
Design/Arch/Eng	254	84		6,913	-483	6,429							6,767
Land (or ROW)				2,500	-2,500								
Construction				38		38							38
Internal Costs													
Equipment													
Interest													
Other Fees & Costs				260		260							260
Total Project Cost	254	84		9,710	-2,983	6,727							7,065
FUNDING PLAN (000'S)													
Utility Operations & Maint													
Utility Repair & Replace Fund													
Conn. Fee -Wastewater													
Conn. Fee -Water	254	84		9,710	-2,983	6,727							7,064
Total Funding	254	84		9,710	-2,983	6,727							7,065
LOAN REPAYMENT SCHEDULE (000'S)													
Total Loan Repayment													
OPERATING BUDGET IMPACT (000'S)													
Personal Svc.													
Non-personal													
Capital													
Total Operating													



FY2026 Capital Improvements Budget / FY 2026 - FY 2031 Project Detail											Project No. c332402																												
GENERAL PROJECT DATA:			CONCURRENCY REQUIREMENTS			(Y/N)		PROJECT NEED CRITERIA		PROJECT SCHEDULE		FY26			FY27			FY28			FY29			FY30			FY31												
Project Title: Gertrude Booster Station Demolition			Status: In Progress			Does project add new capacity?		N/A		Safety		Design/Arch		1			2			3			4			1			2			3			4				
Functional Area: Utilities - Mid County			Is project required to maintain level of service:			N/A		Mandate		Land/ROW																													
Department: Utilities - Engineering			- Within 5 years? List project in CIE			N/A		Replace		Construct																													
Location: System Wide			- From 6 to 10 years? Monitor Annually			N/A		Growth		Equipment		X																											
PROJECT DESCRIPTION: Complete demolition and removal of the entire existing Gertrude Water Booster Station.											PROJECT RATIONALE (Include Additional LOS Detail, if necessary): The Gertrude Water Booster Station has been inactive for approximately 10 years. It was considered at one time for use as a reclaim booster station but it was determined to remove it completely per the Reclaim Water Master Plan.																												
OPERATING BUDGET IMPACT: There are no correlating operating impacts to this project, as determined by the Utilities Department. The station has been offline for several years. There are no existing operational impacts. Project pushed to FY33 but no operating impacts as demolishing station.																																							
<table border="1"> <thead> <tr> <th rowspan="2"></th> <th rowspan="2">Prior Actual</th> <th rowspan="2">Est FY25</th> <th colspan="3">Calc. for FY26</th> <th rowspan="2">FY26</th> <th rowspan="2">FY27</th> <th rowspan="2">FY28</th> <th rowspan="2">FY29</th> <th rowspan="2">FY30</th> <th rowspan="2">FY31</th> <th rowspan="2">FUTURE</th> <th rowspan="2">Total</th> </tr> <tr> <th>Orig. FY26</th> <th>Est c/o to FY26</th> <th>New \$ FY26</th> </tr> </thead> </table>												Prior Actual	Est FY25	Calc. for FY26			FY26	FY27	FY28	FY29	FY30	FY31	FUTURE	Total	Orig. FY26	Est c/o to FY26	New \$ FY26												
	Prior Actual	Est FY25	Calc. for FY26			FY26	FY27	FY28	FY29	FY30				FY31	FUTURE	Total																							
			Orig. FY26	Est c/o to FY26	New \$ FY26																																		
EXPENDITURE PLAN (000'S)																																							
Design/Arch/Eng				53	-53								74	74																									
Land (or ROW)																																							
Construction				526	-526								731	731																									
Internal Costs																																							
Equipment																																							
Interest																																							
Other Fees & Costs																																							
Total Project Cost				579	-579								805	805																									
FUNDING PLAN (000'S)																																							
Utility Operations & Maint													71	71																									
Utility Repair & Replace Fund																																							
Conn. Fee -Wastewater																																							
Conn. Fee -Water				579	-579								734	734																									
Total Funding				579	-579								805	805																									
LOAN REPAYMENT SCHEDULE (000'S)																																							
Total Loan Repayment																																							
OPERATING BUDGET IMPACT (000'S)																																							
Personal Svc.																																							
Non-personal																																							
Capital																																							
Total Operating																																							

FY2026 Capital Improvements Budget / FY 2026 - FY 2031 Project Detail											Project No.		c332404																																																																																																																																																																																																																																																																																																																																																
GENERAL PROJECT DATA:		Status	In Progress	CONCURRENCY REQUIREMENTS		(Y/N)	PROJECT NEED	PROJECT	FY26	FY27	FY28	FY29	FY30	FY31																																																																																																																																																																																																																																																																																																																																															
Project Title:		Potable Water/Major Water Transmission Mains		Does project add new capacity?		Y	CRITERIA	SCHEDULE	1	2	3	4	1	2	3	4	1	2	3	4																																																																																																																																																																																																																																																																																																																																									
Functional Area:		Expansionary		Is project required to maintain level of service:		Y	Safety	Design/Arch																																																																																																																																																																																																																																																																																																																																																					
Department:		Utilities - Water		- Within 5 years? List project in CIE		Y	Mandate	Land/ROW																																																																																																																																																																																																																																																																																																																																																					
Location:		System Wide		- From 6 to 10 years? Monitor Annually		Y	Replace	Construct																																																																																																																																																																																																																																																																																																																																																					
							Growth	Equipment																																																																																																																																																																																																																																																																																																																																																					
PROJECT DESCRIPTION:											PROJECT RATIONALE (Include Additional LOS Detail, if necessary):																																																																																																																																																																																																																																																																																																																																																		
Miscellaneous and continuous improvement to, or additions of, water transmission mains that will ensure hydraulic capacity and mechanical integrity of the water transmission system.											<ul style="list-style-type: none"> * To meet FDEP Criteria and maintain the useful life of existing water transmission system * To repair and/or replace deteriorated water transmission mains as required. * To construct additional water transmission mains to upgrade transmission capacity. 																																																																																																																																																																																																																																																																																																																																																		
Annual allocation of funds in FY33. **Reissued from c339702																																																																																																																																																																																																																																																																																																																																																													
OPERATING BUDGET IMPACT:																																																																																																																																																																																																																																																																																																																																																													
Operating budget impacts may be realized dependent upon total feet of transmission lines and addition of hydrants. Minimal impacts for valve maintenance, hydrant maintenance and flushing; less than \$100k annually.																																																																																																																																																																																																																																																																																																																																																													
<table border="1"> <thead> <tr> <th rowspan="2"></th> <th rowspan="2">Prior Actual</th> <th rowspan="2">Est FY25</th> <th colspan="3">Calc. for FY26</th> <th rowspan="2">FY26</th> <th rowspan="2">FY27</th> <th rowspan="2">FY28</th> <th rowspan="2">FY29</th> <th rowspan="2">FY30</th> <th rowspan="2">FY31</th> <th rowspan="2">FUTURE</th> <th rowspan="2">Total</th> </tr> <tr> <th>Orig. FY26</th> <th>Est c/o to FY26</th> <th>New \$ FY26</th> </tr> </thead> <tbody> <tr> <td colspan="14" style="text-align: center;">EXPENDITURE PLAN (000'S)</td> </tr> <tr> <td>Design/Arch/Eng</td> <td></td> <td></td> <td></td> <td>50</td> <td></td> <td>50</td> <td></td> <td></td> <td></td> <td></td> <td></td> <td></td> <td>50</td> </tr> <tr> <td>Land (or ROW)</td> <td></td> <td></td> <td></td> <td></td> <td></td> <td></td> <td></td> <td></td> <td></td> <td></td> <td></td> <td></td> <td></td> </tr> <tr> <td>Construction</td> <td>200</td> <td>31</td> <td>360</td> <td>1,633</td> <td>600</td> <td>2,593</td> <td></td> <td></td> <td></td> <td></td> <td></td> <td></td> <td>2,823</td> </tr> <tr> <td>Internal Costs</td> <td>5</td> <td>2</td> <td>40</td> <td>190</td> <td></td> <td>230</td> <td></td> <td></td> <td></td> <td></td> <td></td> <td></td> <td>237</td> </tr> <tr> <td>Equipment</td> <td></td> <td></td> <td></td> <td></td> <td></td> <td></td> <td></td> <td></td> <td></td> <td></td> <td></td> <td></td> <td></td> </tr> <tr> <td>Interest</td> <td></td> <td></td> <td></td> <td></td> <td></td> <td></td> <td></td> <td></td> <td></td> <td></td> <td></td> <td></td> <td></td> </tr> <tr> <td>Other Fees & Costs</td> <td></td> <td></td> <td></td> <td></td> <td></td> <td></td> <td></td> <td></td> <td></td> <td></td> <td></td> <td></td> <td></td> </tr> <tr> <td>Total Project Cost</td> <td>205</td> <td>32</td> <td>400</td> <td>1,873</td> <td>600</td> <td>2,873</td> <td></td> <td></td> <td></td> <td></td> <td></td> <td></td> <td>3,110</td> </tr> <tr> <td colspan="14" style="text-align: center;">FUNDING PLAN (000'S)</td> </tr> <tr> <td>Utility Operations & Maint</td> <td></td> <td></td> <td></td> <td>217</td> <td></td> <td>217</td> <td></td> <td></td> <td></td> <td></td> <td></td> <td></td> <td>217</td> </tr> <tr> <td>Utility Repair & Replace Fund</td> <td></td> <td></td> <td></td> <td></td> <td></td> <td></td> <td></td> <td></td> <td></td> <td></td> <td></td> <td></td> <td></td> </tr> <tr> <td>Conn. Fee -Wastewater</td> <td></td> <td></td> <td></td> <td></td> <td></td> <td></td> <td></td> <td></td> <td></td> <td></td> <td></td> <td></td> <td></td> </tr> <tr> <td>Conn. Fee -Water</td> <td>205</td> <td>32</td> <td>400</td> <td>1,656</td> <td>600</td> <td>2,656</td> <td></td> <td></td> <td></td> <td></td> <td></td> <td></td> <td>2,893</td> </tr> <tr> <td>Total Funding</td> <td>205</td> <td>32</td> <td>400</td> <td>1,873</td> <td>600</td> <td>2,873</td> <td></td> <td></td> <td></td> <td></td> <td></td> <td></td> <td>3,110</td> </tr> <tr> <td colspan="14" style="text-align: center;">LOAN REPAYMENT SCHEDULE (000'S)</td> </tr> <tr> <td></td> <td></td> <td></td> <td></td> <td></td> <td></td> <td></td> <td></td> <td></td> <td></td> <td></td> <td></td> <td></td> <td></td> </tr> <tr> <td>Total Loan Repayment</td> <td></td> <td></td> <td></td> <td></td> <td></td> <td></td> <td></td> <td></td> <td></td> <td></td> <td></td> <td></td> <td></td> </tr> <tr> <td colspan="14" style="text-align: center;">OPERATING BUDGET IMPACT (000'S)</td> </tr> <tr> <td>Personal Svc.</td> <td></td> <td></td> <td></td> <td></td> <td></td> <td></td> <td></td> <td></td> <td></td> <td></td> <td></td> <td></td> <td></td> </tr> <tr> <td>Non-personal</td> <td></td> <td></td> <td></td> <td></td> <td></td> <td></td> <td></td> <td></td> <td></td> <td></td> <td></td> <td></td> <td></td> </tr> <tr> <td>Capital</td> <td></td> <td></td> <td></td> <td></td> <td></td> <td>100</td> <td>100</td> <td>102</td> <td>102</td> <td>104</td> <td>104</td> <td>106</td> <td>718</td> </tr> <tr> <td>Total Operating</td> <td></td> <td></td> <td></td> <td></td> <td></td> <td>100</td> <td>100</td> <td>102</td> <td>102</td> <td>104</td> <td>104</td> <td>106</td> <td>718</td> </tr> </tbody> </table>												Prior Actual	Est FY25	Calc. for FY26			FY26	FY27	FY28	FY29	FY30	FY31	FUTURE	Total	Orig. FY26	Est c/o to FY26	New \$ FY26	EXPENDITURE PLAN (000'S)														Design/Arch/Eng				50		50							50	Land (or ROW)														Construction	200	31	360	1,633	600	2,593							2,823	Internal Costs	5	2	40	190		230							237	Equipment														Interest														Other Fees & Costs														Total Project Cost	205	32	400	1,873	600	2,873							3,110	FUNDING PLAN (000'S)														Utility Operations & Maint				217		217							217	Utility Repair & Replace Fund														Conn. Fee -Wastewater														Conn. Fee -Water	205	32	400	1,656	600	2,656							2,893	Total Funding	205	32	400	1,873	600	2,873							3,110	LOAN REPAYMENT SCHEDULE (000'S)																												Total Loan Repayment														OPERATING BUDGET IMPACT (000'S)														Personal Svc.														Non-personal														Capital						100	100	102	102	104	104	106	718	Total Operating						100	100	102	102	104	104	106	718
	Prior Actual	Est FY25	Calc. for FY26			FY26	FY27	FY28	FY29	FY30				FY31	FUTURE	Total																																																																																																																																																																																																																																																																																																																																													
			Orig. FY26	Est c/o to FY26	New \$ FY26																																																																																																																																																																																																																																																																																																																																																								
EXPENDITURE PLAN (000'S)																																																																																																																																																																																																																																																																																																																																																													
Design/Arch/Eng				50		50							50																																																																																																																																																																																																																																																																																																																																																
Land (or ROW)																																																																																																																																																																																																																																																																																																																																																													
Construction	200	31	360	1,633	600	2,593							2,823																																																																																																																																																																																																																																																																																																																																																
Internal Costs	5	2	40	190		230							237																																																																																																																																																																																																																																																																																																																																																
Equipment																																																																																																																																																																																																																																																																																																																																																													
Interest																																																																																																																																																																																																																																																																																																																																																													
Other Fees & Costs																																																																																																																																																																																																																																																																																																																																																													
Total Project Cost	205	32	400	1,873	600	2,873							3,110																																																																																																																																																																																																																																																																																																																																																
FUNDING PLAN (000'S)																																																																																																																																																																																																																																																																																																																																																													
Utility Operations & Maint				217		217							217																																																																																																																																																																																																																																																																																																																																																
Utility Repair & Replace Fund																																																																																																																																																																																																																																																																																																																																																													
Conn. Fee -Wastewater																																																																																																																																																																																																																																																																																																																																																													
Conn. Fee -Water	205	32	400	1,656	600	2,656							2,893																																																																																																																																																																																																																																																																																																																																																
Total Funding	205	32	400	1,873	600	2,873							3,110																																																																																																																																																																																																																																																																																																																																																
LOAN REPAYMENT SCHEDULE (000'S)																																																																																																																																																																																																																																																																																																																																																													
Total Loan Repayment																																																																																																																																																																																																																																																																																																																																																													
OPERATING BUDGET IMPACT (000'S)																																																																																																																																																																																																																																																																																																																																																													
Personal Svc.																																																																																																																																																																																																																																																																																																																																																													
Non-personal																																																																																																																																																																																																																																																																																																																																																													
Capital						100	100	102	102	104	104	106	718																																																																																																																																																																																																																																																																																																																																																
Total Operating						100	100	102	102	104	104	106	718																																																																																																																																																																																																																																																																																																																																																

FY2026 Capital Improvements Budget / FY 2026 - FY 2031 Project Detail

Project No. c332601

GENERAL PROJECT DATA:		Status	New	CONCURRENCY REQUIREMENTS	(Y/N)	PROJECT NEED CRITERIA	PROJECT SCHEDULE	FY26	FY27	FY28	FY29	FY30	FY31
Project Title: Burnt Store Wellfield New Well				Does project add new capacity?	Y	Safety	Design/Arch	1 2 3 4	1 2 3 4	1 2 3 4	1 2 3 4	1 2 3 4	1 2 3 4
Functional Area: Utilities - Water Treatment				Is project required to maintain level of service:		Mandate	Land/ROW						
Department: Utilities - Burnt Store RO				- Within 5 years? List project in CIE	Y	Replace	Construct						
Location: South County				- From 6 to 10 years? Monitor Annually	N/A	Growth	Equipment						

PROJECT DESCRIPTION:
Installation of new well in the Burnt Store wellfield to expand the capacity in the Burnt Store Water System.

PROJECT RATIONALE (Include Additional LOS Detail, if necessary):
To meet future water demands in South County. Installation of a new well in the Burnt Store wellfield to expand the capacity to 2.54 MGD AADF and prolong the Burnt Store Water System exceedance until 2028 or 2030 based on meeting future MDF conditions and considering treatment losses.

OPERATING BUDGET IMPACT:
Annual Water Quality Analysis/Sampling; Annual Regulatory Compliance (Permit);
Water quality monitoring (sampling/analysis) \$600
\$10k/yr regulatory compliance
5-year Well Contractor Inspection Estimated \$30k (Future)

Recommendation from the 2023 Potable Water Master Plan.

		Calc. for FY26											
	Prior Actual	Est FY25	Orig. FY26	Est c/o to FY26	New \$ FY26	FY26	FY27	FY28	FY29	FY30	FY31	FUTURE	Total
EXPENDITURE PLAN (000'S)													
Design/Arch/Eng					100	100							100
Land (or ROW)													
Construction					800	800							800
Internal Costs					100	100							100
Equipment													
Interest													
Other Fees & Costs													
Total Project Cost					1,000	1,000							1,000
FUNDING PLAN (000'S)													
Utility Operations & Maint													
Utility Repair & Replace Fund													
Conn. Fee -Wastewater													
Conn. Fee -Water					1,000	1,000							1,000
Total Funding					1,000	1,000							1,000
LOAN REPAYMENT SCHEDULE (000'S)													
Total Loan Repayment													
OPERATING BUDGET IMPACT (000'S)													
Personal Svc.													
Non-personal													
Capital								11	11	11	11	41	83
Total Operating								11	11	11	11	41	83

FY2026 Capital Improvements Budget / FY 2026 - FY 2031 Project Detail

Project No. c332602

GENERAL PROJECT DATA:		Status	New	CONCURRENCY REQUIREMENTS		(Y/N)	PROJECT NEED	PROJECT SCHEDULE	FY26	FY27	FY28	FY29	FY30	FY31
Project Title: Gulf Cove Ground Water Storage Tank				Does project add new capacity?		N	CRITERIA		1 2 3 4	1 2 3 4	1 2 3 4	1 2 3 4	1 2 3 4	1 2 3 4
Functional Area: Utilities - Water Distribution System				Is project required to maintain level of service:			Safety	Design/Arch						
Department: Utilities - Engineering				- Within 5 years? List project in CIE		N/A	Mandate	Land/ROW						
Location: West County				- From 6 to 10 years? Monitor Annually		N/A	Replace	Construct						
PROJECT DESCRIPTION:							Growth	Equipment						

Construct new ground potable water storage tank on the Gulf Cove Water Booster Station site.

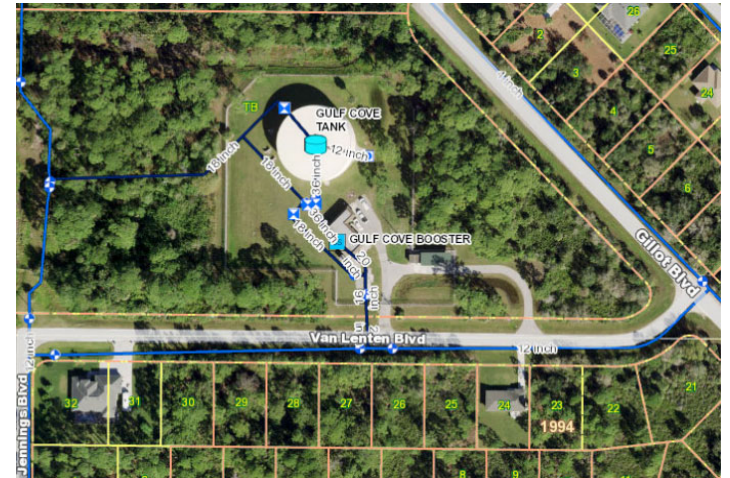
PROJECT RATIONALE (Include Additional LOS Detail, if necessary):
Spinoff from Water Master Plan Project.

The Gulf Cove Ground Water Storage Tank was installed in 1978 and used to store 2.0 million gallons of potable water. The tank shares a site with a potable water booster station responsible for boosting and conveying flows from the Myakka River Crossing into the West County service area. Recommendation from the 2023 Potable Water Master Plan.

OPERATING BUDGET IMPACT:

Operational impacts per the Utility department:
Visible Inspections - annual \$1,380
5-year cleaning - estimated \$25,000

	Prior Actual	Est FY25	Calc. for FY26			FY26	FY27	FY28	FY29	FY30	FY31	FUTURE	Total
			Orig. FY26	Est c/o to FY26	New \$ FY26								
EXPENDITURE PLAN (000'S)													
Design/Arch/Eng					400	400							400
Land (or ROW)													
Construction					3,200	3,200							3,200
Internal Costs					400	400							400
Equipment													
Interest													
Other Fees & Costs													
Total Project Cost					4,000	4,000							4,000
FUNDING PLAN (000'S)													
Utility Operations & Maint													
Utility Repair & Replace Fund													
Conn. Fee -Wastewater													
Conn. Fee -Water					4,000	4,000							4,000
Total Funding					4,000	4,000							4,000
LOAN REPAYMENT SCHEDULE (000'S)													
Total Loan Repayment													
OPERATING BUDGET IMPACT (000'S)													
Personal Svc.													
Non-personal													
Capital								1	1	1	1		26 32
Total Operating								1	1	1	1		26 32



FY2026 Capital Improvements Budget / FY 2026 - FY 2031 Project Detail

Project No. c332603

GENERAL PROJECT DATA:		Status	New	CONCURRENCY REQUIREMENTS		(Y/N)	PROJECT NEED	PROJECT	FY26	FY27	FY28	FY29	FY30	FY31
Project Title: Ohara Water Booster Station				Does project add new capacity?		Y	CRITERIA	SCHEDULE	1 2 3 4	1 2 3 4	1 2 3 4	1 2 3 4	1 2 3 4	1 2 3 4
Functional Area: Utilities - Water Distribution System				Is project required to maintain level of service:			Safety	Design/Arch						
Department: Utilities - Engineering				- Within 5 years? List project in CIE		N/A	Mandate	Land/ROW						
Location: Mid County				- From 6 to 10 years? Monitor Annually		N/A	Replace	Construct						
							Growth	Equipment						

PROJECT DESCRIPTION:
 Construct and place into service a complete and functional potable water booster station to increase the water system's capacity and flexibility and water quality improvement.

PROJECT RATIONALE (Include Additional LOS Detail, if necessary):
 Construct a new potable water booster station to improve the reliability and efficiency of the water distribution system, and fire protection.

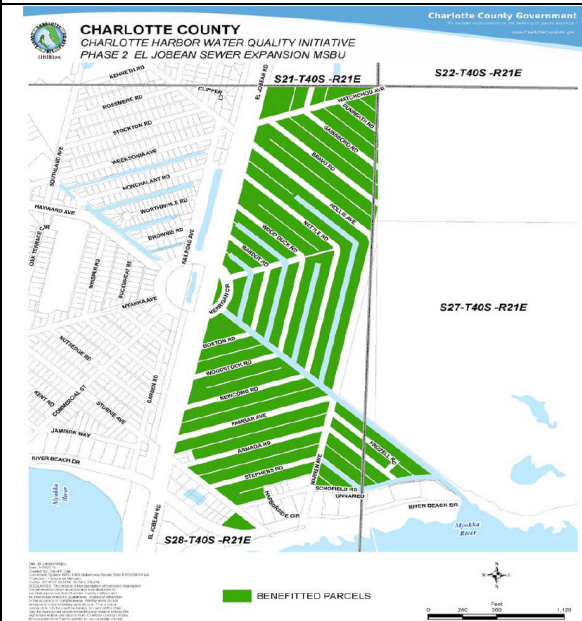
OPERATING BUDGET IMPACT:
Estimated annual operating and maintenance costs - start FY29.

Utilities has experienced historical potable water quality issues in the Ackerman area of their water distribution system. Operations staff have endeavored to resolve the low-chlorine residual issues by closing valves within the distribution system to redirect water through the area and by installing flushing units at select locations to try to draw water with higher chlorine residuals into the area. The goal for a new water booster station is to improve the water quality in the Ackerman area by increasing chlorine residuals, decrease the need for flushing, and improve available fire flow.

	Prior Actual	Est FY25	Calc. for FY26		New \$ FY26	FY26	FY27	FY28	FY29	FY30	FY31	FUTURE	Total
			Orig. FY26	Est c/o to FY26									
EXPENDITURE PLAN (000'S)													
Design/Arch/Eng					230	230							230
Land (or ROW)													
Construction					1,883	1,883							1,883
Internal Costs					230	230							230
Equipment													
Interest													
Other Fees & Costs													
Total Project Cost					2,343	2,343							2,343
FUNDING PLAN (000'S)													
Utility Operations & Maint													
Utility Repair & Replace Fund													
Conn. Fee -Wastewater													
Conn. Fee -Water					2,343	2,343							2,343
Total Funding					2,343	2,343							2,343
LOAN REPAYMENT SCHEDULE (000'S)													
Total Loan Repayment													
OPERATING BUDGET IMPACT (000'S)													
Personal Svc.													
Non-personal													
Capital								63	65	66	67		261
Total Operating								63	65	66	67		261

FY2026 Capital Improvements Budget / FY 2026 - FY 2031 Project Detail											Project No. c351203																																																																																																																																																																																																																																																																																																																																																																																																																																																																																																																																																																																				
GENERAL PROJECT DATA:		Status: Closed		CONCURRENCY REQUIREMENTS (Y/N)				PROJECT NEED CRITERIA		PROJECT SCHEDULE		FY26		FY27		FY28		FY29		FY30		FY31																																																																																																																																																																																																																																																																																																																																																																																																																																																																																																																																																																									
Project Title: Wastewater Force Main Replacement - Deep Creek		Does project add new capacity?		Y				Safety X		Design/Arch		1 2 3 4		1 2 3 4		1 2 3 4		1 2 3 4		1 2 3 4		1 2 3 4																																																																																																																																																																																																																																																																																																																																																																																																																																																																																																																																																																									
Functional Area: Utilities - Wastewater		Is project required to maintain level of service:		Y				Mandate		Land/ROW																																																																																																																																																																																																																																																																																																																																																																																																																																																																																																																																																																																					
Department: Utilities - Engineering		- Within 5 years? List project in CIE		Y				Replace X		Construct																																																																																																																																																																																																																																																																																																																																																																																																																																																																																																																																																																																					
Location: Central and West County		- From 6 to 10 years? Monitor Annually		Y				Growth X		Equipment																																																																																																																																																																																																																																																																																																																																																																																																																																																																																																																																																																																					
PROJECT DESCRIPTION:											PROJECT RATIONALE (Include Additional LOS Detail, if necessary):																																																																																																																																																																																																																																																																																																																																																																																																																																																																																																																																																																																				
Existing force mains are constructed using asbestos pipe and PVC pipe having a history of fracturing resulting in high maintenance costs and spillage that affects the health of the Public. In conjunction of the replacement of the force mains with state of the art PVC piping, various force mains can be resized to increase flows for more efficient and increased sewer flow rates. The resized force mains will also allow CCU to redirect the flow between lift stations and the Eastport and Westport wastewater treatment plants.											To meet FDEP criteria to maintain the useful force main life. To repair and/or replace deteriorated force mains. Immediate replacement necessary for regulatory compliance. To upsize selected replaced force mains to improve transmission capacity.																																																																																																																																																																																																																																																																																																																																																																																																																																																																																																																																																																																				
Note: Prior actuals include wastewater force main replacement for various locations.																																																																																																																																																																																																																																																																																																																																																																																																																																																																																																																																																																																															
OPERATING BUDGET IMPACT:											REPLACEMENT COUNTY PROPERTY NO.:																																																																																																																																																																																																																																																																																																																																																																																																																																																																																																																																																																																				
Operating budget impacts may be realized dependent upon total feet of transmission lines. Minimal impacts for valve exercising, cleaning and line flushing; less than \$100k annually. (1 employee for every 74.4 miles of pipe)																																																																																																																																																																																																																																																																																																																																																																																																																																																																																																																																																																																															
<table border="1"> <thead> <tr> <th colspan="5">Calc. for FY26</th> <th colspan="12"></th> </tr> <tr> <th></th> <th>(1)</th> <th>(2)</th> <th>(3)</th> <th></th> <th colspan="12"></th> </tr> <tr> <th></th> <th>Prior Actual</th> <th>Est FY25</th> <th>Orig. FY26</th> <th>Est c/o to FY26</th> <th>New \$ FY26</th> <th>FY26</th> <th>FY27</th> <th>FY28</th> <th>FY29</th> <th>FY30</th> <th>FY31</th> <th>FUTURE</th> <th>Total</th> <th colspan="8"></th> </tr> </thead> <tbody> <tr> <td colspan="15" style="text-align:center">EXPENDITURE PLAN (000'S)</td> </tr> <tr> <td>Design/Arch/Eng</td> <td>379</td> <td></td> <td></td> <td>45</td> <td>-45</td> <td></td> <td></td> <td></td> <td></td> <td></td> <td></td> <td></td> <td></td> <td>379</td> <td colspan="8"></td> </tr> <tr> <td>Land (or ROW)</td> <td></td> <td></td> <td></td> <td></td> <td></td> <td></td> <td></td> <td></td> <td></td> <td></td> <td></td> <td></td> <td></td> <td></td> <td colspan="8"></td> </tr> <tr> <td>Construction</td> <td>5,967</td> <td></td> <td></td> <td>290</td> <td>-290</td> <td></td> <td></td> <td></td> <td></td> <td></td> <td></td> <td></td> <td></td> <td>5,967</td> <td colspan="8"></td> </tr> <tr> <td>Internal Costs</td> <td>705</td> <td></td> <td></td> <td>8</td> <td>-8</td> <td></td> <td></td> <td></td> <td></td> <td></td> <td></td> <td></td> <td></td> <td>705</td> <td colspan="8"></td> </tr> <tr> <td>Equipment</td> <td></td> <td></td> <td></td> <td></td> <td></td> <td></td> <td></td> <td></td> <td></td> <td></td> <td></td> <td></td> <td></td> <td></td> <td colspan="8"></td> </tr> <tr> <td>Interest</td> <td>87</td> <td></td> <td></td> <td>144</td> <td>-144</td> <td></td> <td></td> <td></td> <td></td> <td></td> <td></td> <td></td> <td></td> <td>87</td> <td colspan="8"></td> </tr> <tr> <td>Other Fees & Costs</td> <td></td> <td></td> <td></td> <td></td> <td></td> <td></td> <td></td> <td></td> <td></td> <td></td> <td></td> <td></td> <td></td> <td></td> <td colspan="8"></td> </tr> <tr> <td>Total Project Cost</td> <td>7,138</td> <td></td> <td></td> <td>487</td> <td>-487</td> <td></td> <td></td> <td></td> <td></td> <td></td> <td></td> <td></td> <td></td> <td>7,138</td> <td colspan="8"></td> </tr> <tr> <td colspan="15" style="text-align:center">FUNDING PLAN (000'S)</td> </tr> <tr> <td>Utility Repair & Replace Fund</td> <td>2,486</td> <td></td> <td></td> <td>336</td> <td>-336</td> <td></td> <td></td> <td></td> <td></td> <td></td> <td></td> <td></td> <td></td> <td>2,486</td> <td colspan="8"></td> </tr> <tr> <td>Conn. Fee -Wastewater</td> <td>468</td> <td></td> <td></td> <td></td> <td></td> <td></td> <td></td> <td></td> <td></td> <td></td> <td></td> <td></td> <td></td> <td>468</td> <td colspan="8"></td> </tr> <tr> <td>Sinking Fund</td> <td>16</td> <td></td> <td></td> <td></td> <td></td> <td></td> <td></td> <td></td> <td></td> <td></td> <td></td> <td></td> <td></td> <td>16</td> <td colspan="8"></td> </tr> <tr> <td>State Revolving Fund</td> <td>4,169</td> <td></td> <td></td> <td>151</td> <td>-151</td> <td></td> <td></td> <td></td> <td></td> <td></td> <td></td> <td></td> <td></td> <td>4,169</td> <td colspan="8"></td> </tr> <tr> <td>Total Funding</td> <td>7,138</td> <td></td> <td></td> <td>487</td> <td>-487</td> <td></td> <td></td> <td></td> <td></td> <td></td> <td></td> <td></td> <td></td> <td>7,138</td> <td colspan="8"></td> </tr> <tr> <td colspan="15" style="text-align:center">LOAN REPAYMENT SCHEDULE (000'S)</td> </tr> <tr> <td>R & R Fund</td> <td></td> <td></td> <td>191</td> <td>765</td> <td></td> <td>957</td> <td>191</td> <td>191</td> <td>191</td> <td>191</td> <td>191</td> <td></td> <td>2,823</td> <td>4,736</td> <td colspan="8"></td> </tr> <tr> <td>Total Loan Repayment</td> <td></td> <td></td> <td>191</td> <td>765</td> <td></td> <td>957</td> <td>191</td> <td>191</td> <td>191</td> <td>191</td> <td>191</td> <td></td> <td>2,823</td> <td>4,736</td> <td colspan="8"></td> </tr> <tr> <td colspan="15" style="text-align:center">OPERATING BUDGET IMPACT (000'S)</td> </tr> <tr> <td>Personal Svc.</td> <td></td> <td></td> <td></td> <td></td> <td></td> <td></td> <td></td> <td></td> <td></td> <td></td> <td></td> <td></td> <td></td> <td></td> <td colspan="8"></td> </tr> <tr> <td>Non-personal</td> <td></td> <td></td> <td></td> <td></td> <td></td> <td></td> <td></td> <td></td> <td></td> <td></td> <td></td> <td></td> <td></td> <td></td> <td colspan="8"></td> </tr> <tr> <td>Capital</td> <td></td> <td></td> <td></td> <td></td> <td></td> <td></td> <td></td> <td></td> <td></td> <td></td> <td></td> <td></td> <td></td> <td></td> <td colspan="8"></td> </tr> <tr> <td>Total Operating</td> <td></td> <td></td> <td></td> <td></td> <td></td> <td></td> <td></td> <td></td> <td></td> <td></td> <td></td> <td></td> <td></td> <td></td> <td colspan="8"></td> </tr> </tbody> </table>											Calc. for FY26																		(1)	(2)	(3)															Prior Actual	Est FY25	Orig. FY26	Est c/o to FY26	New \$ FY26	FY26	FY27	FY28	FY29	FY30	FY31	FUTURE	Total									EXPENDITURE PLAN (000'S)															Design/Arch/Eng	379			45	-45									379									Land (or ROW)																							Construction	5,967			290	-290									5,967									Internal Costs	705			8	-8									705									Equipment																							Interest	87			144	-144									87									Other Fees & Costs																							Total Project Cost	7,138			487	-487									7,138									FUNDING PLAN (000'S)															Utility Repair & Replace Fund	2,486			336	-336									2,486									Conn. Fee -Wastewater	468													468									Sinking Fund	16													16									State Revolving Fund	4,169			151	-151									4,169									Total Funding	7,138			487	-487									7,138									LOAN REPAYMENT SCHEDULE (000'S)															R & R Fund			191	765		957	191	191	191	191	191		2,823	4,736									Total Loan Repayment			191	765		957	191	191	191	191	191		2,823	4,736									OPERATING BUDGET IMPACT (000'S)															Personal Svc.																							Non-personal																							Capital																							Total Operating																																		
Calc. for FY26																																																																																																																																																																																																																																																																																																																																																																																																																																																																																																																																																																																															
	(1)	(2)	(3)																																																																																																																																																																																																																																																																																																																																																																																																																																																																																																																																																																																												
	Prior Actual	Est FY25	Orig. FY26	Est c/o to FY26	New \$ FY26	FY26	FY27	FY28	FY29	FY30	FY31	FUTURE	Total																																																																																																																																																																																																																																																																																																																																																																																																																																																																																																																																																																																		
EXPENDITURE PLAN (000'S)																																																																																																																																																																																																																																																																																																																																																																																																																																																																																																																																																																																															
Design/Arch/Eng	379			45	-45									379																																																																																																																																																																																																																																																																																																																																																																																																																																																																																																																																																																																	
Land (or ROW)																																																																																																																																																																																																																																																																																																																																																																																																																																																																																																																																																																																															
Construction	5,967			290	-290									5,967																																																																																																																																																																																																																																																																																																																																																																																																																																																																																																																																																																																	
Internal Costs	705			8	-8									705																																																																																																																																																																																																																																																																																																																																																																																																																																																																																																																																																																																	
Equipment																																																																																																																																																																																																																																																																																																																																																																																																																																																																																																																																																																																															
Interest	87			144	-144									87																																																																																																																																																																																																																																																																																																																																																																																																																																																																																																																																																																																	
Other Fees & Costs																																																																																																																																																																																																																																																																																																																																																																																																																																																																																																																																																																																															
Total Project Cost	7,138			487	-487									7,138																																																																																																																																																																																																																																																																																																																																																																																																																																																																																																																																																																																	
FUNDING PLAN (000'S)																																																																																																																																																																																																																																																																																																																																																																																																																																																																																																																																																																																															
Utility Repair & Replace Fund	2,486			336	-336									2,486																																																																																																																																																																																																																																																																																																																																																																																																																																																																																																																																																																																	
Conn. Fee -Wastewater	468													468																																																																																																																																																																																																																																																																																																																																																																																																																																																																																																																																																																																	
Sinking Fund	16													16																																																																																																																																																																																																																																																																																																																																																																																																																																																																																																																																																																																	
State Revolving Fund	4,169			151	-151									4,169																																																																																																																																																																																																																																																																																																																																																																																																																																																																																																																																																																																	
Total Funding	7,138			487	-487									7,138																																																																																																																																																																																																																																																																																																																																																																																																																																																																																																																																																																																	
LOAN REPAYMENT SCHEDULE (000'S)																																																																																																																																																																																																																																																																																																																																																																																																																																																																																																																																																																																															
R & R Fund			191	765		957	191	191	191	191	191		2,823	4,736																																																																																																																																																																																																																																																																																																																																																																																																																																																																																																																																																																																	
Total Loan Repayment			191	765		957	191	191	191	191	191		2,823	4,736																																																																																																																																																																																																																																																																																																																																																																																																																																																																																																																																																																																	
OPERATING BUDGET IMPACT (000'S)																																																																																																																																																																																																																																																																																																																																																																																																																																																																																																																																																																																															
Personal Svc.																																																																																																																																																																																																																																																																																																																																																																																																																																																																																																																																																																																															
Non-personal																																																																																																																																																																																																																																																																																																																																																																																																																																																																																																																																																																																															
Capital																																																																																																																																																																																																																																																																																																																																																																																																																																																																																																																																																																																															
Total Operating																																																																																																																																																																																																																																																																																																																																																																																																																																																																																																																																																																																															

FY2026 Capital Improvements Budget / FY 2026 - FY 2031 Project Detail												Project No. c351602												
GENERAL PROJECT DATA:			Status: Closed			CONCURRENCY REQUIREMENTS:			PROJECT NEED CRITERIA		PROJECT SCHEDULE		FY26		FY27		FY28		FY29		FY30		FY31	
Project Title: El Jobean Septic to Sewer			Does project add new capacity? Yes			Is project required to maintain level of service: - Within 5 years? List project in CIE No - From 6 to 10 years? Monitor Annually No			Safety X Mandate Replace Growth X		Desgn/Arch Land/ROW Construct Equipment		1 2 3 4		1 2 3 4		1 2 3 4		1 2 3 4		1 2 3 4		1 2 3 4	
Functional Area: Utilities - Wastewater																								
Department: Utilities - Engineering																								
Location: Mid County																								
PROJECT DESCRIPTION:																								
As a portion of the Charlotte Harbor Water Quality Initiative Phase II, this project will provide central wastewater service to the area east of 776 north of the Myakka River in the El Jobean neighborhood. Water service is provided by El Jobean water.												PROJECT RATIONALE (Include Additional LOS Detail, if necessary):												
Due to the age of many of the On-Site Treatment Disposal Systems (OSTDS), the present groundwater separation requirements between the bottom drainfield and the Seasonal High Water Table are not being met. Given the current state of the existing OSTDS throughout this area, combined with the impact on the environment and water bodies, Utilities Department has evaluated various alternatives to install central sewer systems.																								
OPERATING BUDGET IMPACT:																								
There are no correlating operating impacts to this project, as determined by the Utilities Department.																								
(1) (2) (3)																								
Calc. for FY26																								
	Prior Actual	Est FY25	Orig. FY26	Est c/o to FY26	New \$ FY26	FY26	FY27	FY28	FY29	FY30	FY31	FUTURE	Total											
EXPENDITURE PLAN (000'S)																								
Design/Arch/Eng	363			77	-77								363											
Land (or ROW)	59			1	-1								59											
Construction	7,619			67	-67								7,619											
Internal Costs	687			9	-9								687											
Equipment																								
Interest																								
Other Fees & Costs																								
Total Project Cost	8,728			154	-154								8,728											
FUNDING PLAN (000'S)																								
MSBU Assessments	-135			135	-135								-135											
Utility Operations & Maint																								
State Revolving Fund	3,866												3,866											
BP Settlement Fund	3,457			19	-19								3,457											
Grants	1,540												1,540											
TOTAL FUNDING	8,728			154	-154								8,728											
LOAN REPAYMENT SCHEDULE (000'S)																								
MSBU Assessments			185	740																				
Base Rate - Sewer			134	267																				
TOTAL LOAN REPAYMENT			319	1,007																				
OPERATING BUDGET IMPACT (000'S)																								
Personal Svc.																								
Non-personal																								
Capital																								
Total Operating																								



FY2026 Capital Improvements Budget / FY 2026 - FY 2031 Project Detail												Project No. c351901																																																																																																																																																																																																																																																																																																																																					
GENERAL PROJECT DATA:			Status: In Progress			CONCURRENCY REQUIREMENTS (Y/N)			PROJECT NEED CRITERIA			PROJECT SCHEDULE			FY26			FY27			FY28			FY29			FY30			FY31																																																																																																																																																																																																																																																																																																																			
Project Title: Burnt Store WRF Expansion			Does project add new capacity? Y			Safety X			Mandate X			Replace X			Growth X			Desgn/Arch			Land/ROW			Construct			Equipment																																																																																																																																																																																																																																																																																																																						
Functional Area: Utilities			Is project required to maintain level of service:			- Within 5 years? List project in CIE Y			- From 6 to 10 years? Monitor Annually Y																																																																																																																																																																																																																																																																																																																																								
Department: Utilities - Operations																																																																																																																																																																																																																																																																																																																																																	
Location: South County																																																																																																																																																																																																																																																																																																																																																	
PROJECT DESCRIPTION:												PROJECT RATIONALE (Include Additional LOS Detail, if necessary):																																																																																																																																																																																																																																																																																																																																					
Expansion of Burnt Store Water Reclamation Facility.												Burnt Store WRF treats the wastewater for all of the south county utility service area. The plant capacity is currently 0.5 Million Gallons per Day (MGD). In order to meet regulatory guidelines, address overall operation & maintenance of the facility, and handle growth in this area, the plant will need to be expanded up to 2.0 to 2.5 MGD. This expansion will require land acquisition.																																																																																																																																																																																																																																																																																																																																					
OPERATING BUDGET IMPACT:																																																																																																																																																																																																																																																																																																																																																	
The O&M budget impact is estimated less than \$150,000/year. Reuse upgrade will generate additional revenue. Burnt Store WRF - first phase needs (2) Operator A positions to start in FY27. (Approximately one year before construction). The second phase for plant expansion construction is when all other positions are expected (FY30). Increase in staffing (min. 2-3 full-time employees)																																																																																																																																																																																																																																																																																																																																																	
												Calc. for FY26																																																																																																																																																																																																																																																																																																																																					
												<table border="1"> <thead> <tr> <th></th> <th>Prior Actual</th> <th>Est FY25</th> <th>Orig. FY26</th> <th>Est c/o to FY26</th> <th>New \$ FY26</th> <th>FY26</th> <th>FY27</th> <th>FY28</th> <th>FY29</th> <th>FY30</th> <th>FY31</th> <th>FUTURE</th> <th>Total</th> </tr> </thead> <tbody> <tr> <td colspan="14" style="text-align:center">EXPENDITURE PLAN (000'S)</td> </tr> <tr> <td>Design/Arch/Eng</td> <td>3,624</td> <td>10</td> <td></td> <td>116</td> <td></td> <td>116</td> <td></td> <td></td> <td></td> <td></td> <td></td> <td></td> <td>3,750</td> </tr> <tr> <td>Land (or ROW)</td> <td>204</td> <td></td> <td></td> <td>396</td> <td>396</td> <td>792</td> <td></td> <td></td> <td></td> <td></td> <td></td> <td></td> <td>996</td> </tr> <tr> <td>Construction</td> <td>14</td> <td></td> <td></td> <td>90,194</td> <td>-58,465</td> <td>31,729</td> <td></td> <td></td> <td></td> <td></td> <td></td> <td>137,708</td> <td>169,451</td> </tr> <tr> <td>Internal Costs</td> <td>53</td> <td></td> <td></td> <td>4,461</td> <td></td> <td>4,461</td> <td></td> <td></td> <td></td> <td></td> <td></td> <td></td> <td>4,515</td> </tr> <tr> <td>Equipment</td> <td></td> <td></td> <td></td> <td></td> <td></td> <td></td> <td></td> <td></td> <td></td> <td></td> <td></td> <td></td> <td></td> </tr> <tr> <td>Interest</td> <td>26</td> <td>6</td> <td>5</td> <td>21</td> <td>5</td> <td>31</td> <td>5</td> <td>5</td> <td>4</td> <td>4</td> <td>4</td> <td>18</td> <td>103</td> </tr> <tr> <td>Other Fees & Costs</td> <td></td> <td></td> <td></td> <td>4,510</td> <td></td> <td>4,510</td> <td></td> <td></td> <td></td> <td></td> <td></td> <td></td> <td>4,510</td> </tr> <tr> <td>Total Project Cost</td> <td>3,922</td> <td>15</td> <td>5</td> <td>99,698</td> <td>-58,063</td> <td>41,640</td> <td>5</td> <td>5</td> <td>4</td> <td>4</td> <td>4</td> <td>137,726</td> <td>183,325</td> </tr> <tr> <td colspan="14" style="text-align:center">FUNDING PLAN (000'S)</td> </tr> <tr> <td>Conn. Fee -Wastewater</td> <td>3,321</td> <td>15</td> <td>5</td> <td>6</td> <td>417</td> <td>428</td> <td>5</td> <td>5</td> <td>4</td> <td>4</td> <td>4</td> <td>18</td> <td>3,804</td> </tr> <tr> <td>State Revolving Fund</td> <td>601</td> <td></td> <td></td> <td>119</td> <td></td> <td>119</td> <td></td> <td></td> <td></td> <td></td> <td></td> <td></td> <td>720</td> </tr> <tr> <td>Bond Funds</td> <td></td> <td></td> <td></td> <td>99,573</td> <td>-58,480</td> <td>41,094</td> <td></td> <td></td> <td></td> <td></td> <td></td> <td>137,708</td> <td>178,801</td> </tr> <tr> <td>Total Funding</td> <td>3,922</td> <td>15</td> <td>5</td> <td>99,698</td> <td>-58,063</td> <td>41,640</td> <td>5</td> <td>5</td> <td>4</td> <td>4</td> <td>4</td> <td>137,726</td> <td>183,325</td> </tr> <tr> <td colspan="14" style="text-align:center">LOAN REPAYMENT SCHEDULE (000'S)</td> </tr> <tr> <td colspan="14">Total Loan Repayment</td> </tr> <tr> <td colspan="14" style="text-align:center">OPERATING BUDGET IMPACT (000'S)</td> </tr> <tr> <td>Personal Svc.</td> <td></td> <td></td> <td></td> <td></td> <td></td> <td>700</td> <td></td> <td></td> <td></td> <td></td> <td></td> <td></td> <td>700</td> </tr> <tr> <td>Non-personal</td> <td></td> <td></td> <td></td> <td></td> <td></td> <td>101</td> <td></td> <td></td> <td></td> <td></td> <td></td> <td></td> <td>101</td> </tr> <tr> <td>Capital</td> <td></td> <td></td> <td></td> <td></td> <td></td> <td>135</td> <td></td> <td></td> <td></td> <td></td> <td></td> <td></td> <td>135</td> </tr> <tr> <td>Total Operating</td> <td></td> <td></td> <td></td> <td></td> <td></td> <td>936</td> <td></td> <td></td> <td></td> <td></td> <td></td> <td></td> <td>936</td> </tr> </tbody> </table>																			Prior Actual	Est FY25	Orig. FY26	Est c/o to FY26	New \$ FY26	FY26	FY27	FY28	FY29	FY30	FY31	FUTURE	Total	EXPENDITURE PLAN (000'S)														Design/Arch/Eng	3,624	10		116		116							3,750	Land (or ROW)	204			396	396	792							996	Construction	14			90,194	-58,465	31,729						137,708	169,451	Internal Costs	53			4,461		4,461							4,515	Equipment														Interest	26	6	5	21	5	31	5	5	4	4	4	18	103	Other Fees & Costs				4,510		4,510							4,510	Total Project Cost	3,922	15	5	99,698	-58,063	41,640	5	5	4	4	4	137,726	183,325	FUNDING PLAN (000'S)														Conn. Fee -Wastewater	3,321	15	5	6	417	428	5	5	4	4	4	18	3,804	State Revolving Fund	601			119		119							720	Bond Funds				99,573	-58,480	41,094						137,708	178,801	Total Funding	3,922	15	5	99,698	-58,063	41,640	5	5	4	4	4	137,726	183,325	LOAN REPAYMENT SCHEDULE (000'S)														Total Loan Repayment														OPERATING BUDGET IMPACT (000'S)														Personal Svc.						700							700	Non-personal						101							101	Capital						135							135	Total Operating						936							936
	Prior Actual	Est FY25	Orig. FY26	Est c/o to FY26	New \$ FY26	FY26	FY27	FY28	FY29	FY30	FY31	FUTURE	Total																																																																																																																																																																																																																																																																																																																																				
EXPENDITURE PLAN (000'S)																																																																																																																																																																																																																																																																																																																																																	
Design/Arch/Eng	3,624	10		116		116							3,750																																																																																																																																																																																																																																																																																																																																				
Land (or ROW)	204			396	396	792							996																																																																																																																																																																																																																																																																																																																																				
Construction	14			90,194	-58,465	31,729						137,708	169,451																																																																																																																																																																																																																																																																																																																																				
Internal Costs	53			4,461		4,461							4,515																																																																																																																																																																																																																																																																																																																																				
Equipment																																																																																																																																																																																																																																																																																																																																																	
Interest	26	6	5	21	5	31	5	5	4	4	4	18	103																																																																																																																																																																																																																																																																																																																																				
Other Fees & Costs				4,510		4,510							4,510																																																																																																																																																																																																																																																																																																																																				
Total Project Cost	3,922	15	5	99,698	-58,063	41,640	5	5	4	4	4	137,726	183,325																																																																																																																																																																																																																																																																																																																																				
FUNDING PLAN (000'S)																																																																																																																																																																																																																																																																																																																																																	
Conn. Fee -Wastewater	3,321	15	5	6	417	428	5	5	4	4	4	18	3,804																																																																																																																																																																																																																																																																																																																																				
State Revolving Fund	601			119		119							720																																																																																																																																																																																																																																																																																																																																				
Bond Funds				99,573	-58,480	41,094						137,708	178,801																																																																																																																																																																																																																																																																																																																																				
Total Funding	3,922	15	5	99,698	-58,063	41,640	5	5	4	4	4	137,726	183,325																																																																																																																																																																																																																																																																																																																																				
LOAN REPAYMENT SCHEDULE (000'S)																																																																																																																																																																																																																																																																																																																																																	
Total Loan Repayment																																																																																																																																																																																																																																																																																																																																																	
OPERATING BUDGET IMPACT (000'S)																																																																																																																																																																																																																																																																																																																																																	
Personal Svc.						700							700																																																																																																																																																																																																																																																																																																																																				
Non-personal						101							101																																																																																																																																																																																																																																																																																																																																				
Capital						135							135																																																																																																																																																																																																																																																																																																																																				
Total Operating						936							936																																																																																																																																																																																																																																																																																																																																				

FY2026 Capital Improvements Budget / FY 2026 - FY 2031 Project Detail											Project No. c351903																	
GENERAL PROJECT DATA:			Status:	CONCURRENCY REQUIREMENTS			(Y/N)		PROJECT NEED CRITERIA		PROJECT SCHEDULE		FY26		FY27		FY28		FY29		FY30		FY31					
Project Title: Cape Haze Sewer & Reclaim Transmission System			Closed	Does project add new capacity?			Y		Safety		Design/Arch		1	2	3	4	1	2	3	4	1	2	3	4	1	2	3	4
Functional Area: Utilities				Is project required to maintain level of service:			Y		Mandate		Land/ROW																	
Department: Engineering				- Within 5 years? List project in CIE			Y		Replace		Construct																	
Location: West County				- From 6 to 10 years? Monitor Annually			Y		Growth		Equipment																	
PROJECT DESCRIPTION:													PROJECT RATIONALE (Include Additional LOS Detail, if necessary):															
Wastewater Forcemain Replacement and Reclaim Line replacement in West County - Cape Haze													Fulfill CCU's commitment to complete this project per Grant agreement with SWFWMD effective 10/1/13-12/31/19. Sewer - replace undersize existing force mains with 12" FM due to age & reliability. Upsize will add more capacity to system. Reclaim - provide a new link along Cape Haze Drive by replacing an existing deteriorated undersize reclaimed water main from the Rotonda WRF that serves existing customers in the Rotonda area. Also provides flexibility to serve reclaim water customers along the Placida Rd corridor.															
OPERATING BUDGET IMPACT:																												
There are no correlating operating impacts to this project, as determined by the Utilities Department.																												
Calc. for FY26																												
	Prior Actual	Est FY25	Orig. FY26	Est c/o to FY26	New \$ FY26	FY26	FY27	FY28	FY29	FY30	FY31	FUTURE	Total															
EXPENDITURE PLAN (000'S)																												
Design/Arch/Eng	63			1	-1								63															
Land (or ROW)																												
Construction	2,083			117	-117								2,083															
Internal Costs				106	-106																							
Equipment																												
Interest																												
Other Fees & Costs																												
Total Project Cost	2,146			224	-224								2,146															
FUNDING PLAN (000'S)																												
Utility Repair & Replace Fund	1,973			224	-224								1,973															
Conn. Fee -Wastewater	52												52															
Conn. Fee -Water																												
Grants	121												121															
Total Funding	2,146			224	-224								2,146															
LOAN REPAYMENT SCHEDULE (000'S)																												
Total Loan Repayment																												
OPERATING BUDGET IMPACT (000'S)																												
Personal Svc.																												
Non-personal																												
Capital																												
Total Operating																												

FY2026 Capital Improvements Budget / FY 2026 - FY 2031 Project Detail

Project No. c352101

GENERAL PROJECT DATA:		Status: In Progress	CONCURRENCY REQUIREMENTS (Y/N)		PROJECT NEED CRITERIA	PROJECT SCHEDULE	FY26	FY27	FY28	FY29	FY30	FY31
Project Title:	Charlotte Harbor Water Quality Project Septic to Sewer		Does project add new capacity?	Yes	Safety		1 2 3 4	1 2 3 4	1 2 3 4	1 2 3 4	1 2 3 4	1 2 3 4
Functional Area:	Utilities		Is project required to maintain level of service:		Mandate	Design/Arch						
Department:	Utilities		- Within 5 years? List project in CIE	Yes	Replace	Land/ROW						
Location:	Mid County		- From 6 to 10 years? Monitor Annually	Yes	Growth	Construct						
						Equipment						

PROJECT DESCRIPTION:
 To provide an affordable community solution that addresses the common goal of improving and restoring water quality in the Charlotte Harbor Estuary and enhancing the community's quality of life.

 As projects are identified the funding is shifted to the specific project; associated project c362102 Lake View Midway Water Quality Improvement. A total of \$7.0 million was allocated in Tier 1 from the 2020 Sales Tax Extension. (Project Roster from the Sewer Master Plan)
 Additional funding in 2020 Sales Tax Extension Tier 2 Project is \$3 million; slated in 2026 depending on funds availability.

PROJECT RATIONALE (Include Additional LOS Detail, if necessary):
 To provide a reliable and efficient wastewater collection system leveraging various funding sources.

Project Roster	Actual As Allocated (\$Thous.)
Lake View Midway Design (LVM)	500
Mensch Terrace (LVM)	171
Lakeview Blvd to US41 (LVM)	2,327
Ellicot Cir to W Tarpon (LVM)	161
Quesada Ave to Peachland	601
Ackerman Ave	871
Indiana Rd to Cape Haze Dr	1,648
Green Dolphin and Placida Rd	221
Windward Preserve Upgrade	250
Lift Station 815 "Z" Upgrade	250
	Already complete
Tier 1 Allocation	7,000
Vac Station for M81 Yorkshire	1,500
Vac Station for M87 Birchcrest	1,500
Tier 2 Allocation	3,000
	Bal. Remain
	3,711

OPERATING BUDGET IMPACT:
 No operating impacts on new mains. Annual valve exercising and air release valve clean out.

	Prior Actual	Est FY25	Calc. for FY26			FY26	FY27	FY28	FY29	FY30	FY31	FUTURE	Total
			Orig. FY26	Est c/o to FY26	New \$ FY26								
EXPENDITURE PLAN (000'S)													
Design/Arch/Eng													
Land (or ROW)													
Construction				3,711		3,711		3,000					6,711
Internal Costs													
Equipment													
Interest													
Other Fees & Costs													
Total Project Cost				3,711		3,711		3,000					6,711
FUNDING PLAN (000'S)													
Sales Tax 2020				3,711		3,711							3,711
Sales Tax 2020 Tier 2								3,000					3,000
Total Funding				3,711		3,711		3,000					6,711
LOAN REPAYMENT SCHEDULE (000'S)													
Total Loan Repayment													
OPERATING BUDGET IMPACT (000'S)													
Personal Svc.													
Non-personal										1	1		3
Capital													
Total Operating										1	1		3



FY2026 Capital Improvements Budget / FY 2026 - FY 2031 Project Detail

Project No. c352200

GENERAL PROJECT DATA:		Status: Closed	CONCURRENCY REQUIREMENTS		(Y/N)	PROJECT NEED CRITERIA	PROJECT SCHEDULE	FY26	FY27	FY28	FY29	FY30	FY31		
Project Title:	CMOM Recommended Utility Improvements		Does project add new capacity?		Y	Safety	Design/Arch	1	2	3	4	1	2	3	4
Functional Area:	Utilities - Wastewater		Is project required to maintain level of service:			Mandate	Land/ROW								
Department:	Utilities - Operations		- Within 5 years? List project in CIE		N/A	Replace	Construct								
Location:	System Wide		- From 6 to 10 years? Monitor Annually		N/A	Growth	Equipment								

PROJECT DESCRIPTION:
 Recommended improvements from the Capacity, Management, Operations & Maintenance (CMOM) manual.

PROJECT RATIONALE (Include Additional LOS Detail, if necessary):
 Increase efficiencies of operations and maintenance of the wastewater collection system.
 Improvements of operations and maintenance, capacity improvements, management, reduction of sanitary sewer overflows (SSO).

OPERATING BUDGET IMPACT:
 There are no correlating operating impacts to this project, as determined by the Utilities Department.

	Prior Actual	Est FY25	Calc. for FY26			FY26	FY27	FY28	FY29	FY30	FY31	FUTURE	Total
			Orig. FY26	Est c/o to FY26	New \$ FY26								
EXPENDITURE PLAN (000'S)													
Design/Arch/Eng													
Land (or ROW)													
Construction			523	6,339	-6,862								
Internal Costs			28	307	-335								
Equipment													
Interest													
Other Fees & Costs													
Total Project Cost			550	6,647	-7,197								
FUNDING PLAN (000'S)													
Utility Operations & Maint			138	1,662	-1,799								
Utility Repair & Replace Fund			138	1,662	-1,799								
Conn. Fee -Wastewater			275	3,323	-3,598								
Conn. Fee -Water													
Debt Proceeds													
Total Funding			550	6,647	-7,197								
LOAN REPAYMENT SCHEDULE (000'S)													
Total Loan Repayment													
OPERATING BUDGET IMPACT (000'S)													
Personal Svc.													
Non-personal													
Capital													
Total Operating													

FY2026 Capital Improvements Budget / FY 2026 - FY 2031 Project Detail

Project No. c352201

GENERAL PROJECT DATA:		Status: In Progress	CONCURRENCY REQUIREMENTS	(Y/N)	PROJECT NEED CRITERIA	PROJECT SCHEDULE	FY26	FY27	FY28	FY29	FY30	FY31		
Project Title:	Wastewater Force Main SR 776 Sunnybrook to Gasparilla CR 771		Does project add new capacity?	Y	Safety	Design/Arch	1	2	3	4	1	2	3	4
Functional Area:	Utilities - Wastewater		Is project required to maintain level of service:		Mandate	Land/ROW								
Department:	Utilities - Engineering		- Within 5 years? List project in CIE	N/A	Replace	Construct								
Location:	West County		- From 6 to 10 years? Monitor Annually	N/A	Growth	Equipment								

PROJECT DESCRIPTION:
 Installation of wastewater force main to redirect flows from Englewood Water District (EWD) to Charlotte County Utilities West Port Water Reclamation Facility.

Original timing has been pushed out from FY26 to FY33

OPERATING BUDGET IMPACT:
 There are no correlating operating impacts to this project, as determined by the Utilities Department.

PROJECT RATIONALE (Include Additional LOS Detail, if necessary):

Under existing agreement between Englewood Water District and Utilities, an arrangement was made to swap service area (Englewood East) for capacity. EWD would like their capacity back. This new main will redirect the flows to West Port WRF for treatment.

Numerous pump stations will be affected.

	Prior Actual	Est FY25	Calc. for FY26		FY26	FY27	FY28	FY29	FY30	FY31	FUTURE	Total
			Orig. FY26	Est c/o to FY26								
EXPENDITURE PLAN (000'S)												
Design/Arch/Eng				500	-500						695	695
Land (or ROW)	1											1
Construction				2,617	-2,617						3,637	3,637
Internal Costs	48	10		75	-75						117	175
Equipment												
Interest												
Other Fees & Costs												
Total Project Cost	49	10		3,191	-3,191						4,449	4,508
FUNDING PLAN (000'S)												
Utility Operations & Maint												
Utility Repair & Replace Fund												
Conn. Fee -Wastewater	49	10		3,191	-3,191						4,449	4,508
Total Funding	49	10		3,191	-3,191						4,449	4,508
LOAN REPAYMENT SCHEDULE (000'S)												
Total Loan Repayment												
OPERATING BUDGET IMPACT (000'S)												
Personal Svc.												
Non-personal												
Capital												
Total Operating												

FY2026 Capital Improvements Budget / FY 2026 - FY 2031 Project Detail

Project No. c352202

GENERAL PROJECT DATA:		Status: In Progress	CONCURRENCY REQUIREMENTS		(Y/N)	PROJECT NEED CRITERIA	PROJECT SCHEDULE	FY26	FY27	FY28	FY29	FY30	FY31
Project Title:	Reclaim Water Master Plan Recommended Improvements		Does project add new capacity?		Y	Safety		1 2 3 4	1 2 3 4	1 2 3 4	1 2 3 4	1 2 3 4	1 2 3 4
Functional Area:	Utilities - Reclaim		Is project required to maintain level of service:			Mandate							
Department:	Utilities - Operations		- Within 5 years? List project in CIE		N/A	Replace							
Location:	System Wide		- From 6 to 10 years? Monitor Annually		N/A	Growth	X						

PROJECT DESCRIPTION:
Improvements and expansion to the reclaimed water system.

PROJECT RATIONALE (Include Additional LOS Detail, if necessary):

Improvements to reclaimed water system.
Improved efficiencies.
Expansion of the system for additional customers.

Recommendations from 2021 Reclaimed Water Master Plan.

Original timing has been pushed out from FY26 to FY33

OPERATING BUDGET IMPACT:

There are no correlating operating impacts to this project, as determined by the Utilities Department.

	Prior Actual	Est FY25	Calc. for FY26			FY26	FY27	FY28	FY29	FY30	FY31	FUTURE	Total
			Orig. FY26	Est c/o to FY26	New \$ FY26								
EXPENDITURE PLAN (000'S)													
Design/Arch/Eng				750	-750							1,042	1,042
Land (or ROW)													
Construction				4,595	-4,595							6,385	6,385
Internal Costs	36			193	-193							318	354
Equipment													
Interest													
Other Fees & Costs													
Total Project Cost	36			5,537	-5,537							7,746	7,782
FUNDING PLAN (000'S)													
Utility Operations & Maint													
Utility Repair & Replace Fund													
Conn. Fee -Wastewater	36			5,537	-5,537							7,746	7,782
Conn. Fee -Water													
Total Funding	36			5,537	-5,537							7,746	7,782
LOAN REPAYMENT SCHEDULE (000'S)													
Total Loan Repayment													
OPERATING BUDGET IMPACT (000'S)													
Personal Svc.													
Non-personal													
Capital													
Total Operating													

FY2026 Capital Improvements Budget / FY 2026 - FY 2031 Project Detail

Project No. c352203

GENERAL PROJECT DATA:		Status: In Progress	CONCURRENCY REQUIREMENTS		(Y/N)	PROJECT NEED CRITERIA	PROJECT SCHEDULE	FY26	FY27	FY28	FY29	FY30	FY31		
Project Title:	Reclaim Automated Valves		Does project add new capacity?		Y	Safety		1	2	3	4	1	2	3	4
Functional Area:	Utilities - Reclaimed Water		Is project required to maintain level of service:			Mandate									
Department:	Utilities - Operations		- Within 5 years? List project in CIE		N/A	Replace									
Location:	System Wide		- From 6 to 10 years? Monitor Annually		N/A	Growth	X								

PROJECT DESCRIPTION:
Installation of reclaimed water automated valves to improve system and direct flows remotely.

Original timing has been pushed out from FY26 to FY33

OPERATING BUDGET IMPACT:

There are no correlating operating impacts to this project, as determined by the Utilities Department.

PROJECT RATIONALE (Include Additional LOS Detail, if necessary):

Ability to direct flows remotely to customers in lieu of manual operations. Improvement to the reclaimed water system and improved efficiencies.

Cattle Dock Point Road to SR 776 (1 ea)
Como Street to SR 776 (1 ea)

	Prior Actual	Est FY25	Calc. for FY26			FY26	FY27	FY28	FY29	FY30	FY31	FUTURE	Total
			Orig. FY26	Est c/o to FY26	New \$ FY26								
EXPENDITURE PLAN (000'S)													
Design/Arch/Eng													
Land (or ROW)													
Construction				952	-952							1,323	1,323
Internal Costs				48	-48							67	67
Equipment													
Interest													
Other Fees & Costs													
Total Project Cost				1,000	-1,000							1,390	1,390
FUNDING PLAN (000'S)													
Utility Operations & Maint													
Utility Repair & Replace Fund													
Conn. Fee -Wastewater				1,000	-1,000							1,390	1,390
Conn. Fee -Water													
Total Funding				1,000	-1,000							1,390	1,390
LOAN REPAYMENT SCHEDULE (000'S)													
Total Loan Repayment													
OPERATING BUDGET IMPACT (000'S)													
Personal Svc.													
Non-personal													
Capital													
Total Operating													

FY2026 Capital Improvements Budget / FY 2026 - FY 2031 Project Detail

Project No. c352205

GENERAL PROJECT DATA:		Status: In Progress	CONCURRENCY REQUIREMENTS		(Y/N)	PROJECT NEED CRITERIA	PROJECT SCHEDULE	FY26	FY27	FY28	FY29	FY30	FY31
Project Title:	Rotonda WRF Reclaimed Storage Pond Improvements		Does project add new capacity?	N		Safety	1 2 3 4	1 2 3 4	1 2 3 4	1 2 3 4	1 2 3 4	1 2 3 4	1 2 3 4
Functional Area:	Utilities - Reclaim		Is project required to maintain level of service:			Mandate	X						
Department:	Utilities - Engineering		- Within 5 years? List project in CIE	N/A		Replace							
Location:	West County - Rotonda WRF		- From 6 to 10 years? Monitor Annually	N/A		Growth							

PROJECT DESCRIPTION:
Improvements to the reclaimed water storage pond at the Rotonda Water Reclamation Facility.

Original timing has been pushed out from FY26 to FY33

OPERATING BUDGET IMPACT:
There are no correlating operating impacts to this project, as determined by the Utilities Department.

PROJECT RATIONALE (Include Additional LOS Detail, if necessary):

Mandated by DEP
The pond is currently overgrown, not lined, and not aerated.
Increase in storage capacity to be determined.

	Prior Actual	Est FY25	Calc. for FY26			FY26	FY27	FY28	FY29	FY30	FY31	FUTURE	Total	
			Orig. FY26	Est c/o to FY26	New \$ FY26									
EXPENDITURE PLAN (000'S)														
Design/Arch/Eng				143	-143								199	199
Land (or ROW)														
Construction				1,285	-1,285								1,786	1,786
Internal Costs				72	-72								100	100
Equipment														
Interest														
Other Fees & Costs														
Total Project Cost				1,500	-1,500								2,085	2,085
FUNDING PLAN (000'S)														
Utility Operations & Maint				1,500	-1,500								2,085	2,085
Utility Repair & Replace Fund														
Conn. Fee -Wastewater														
Conn. Fee -Water														
Total Funding				1,500	-1,500								2,085	2,085
LOAN REPAYMENT SCHEDULE (000'S)														
Total Loan Repayment														
OPERATING BUDGET IMPACT (000'S)														
Personal Svc.														
Non-personal														
Capital														
Total Operating														

FY2026 Capital Improvements Budget / FY 2026 - FY 2031 Project Detail

Project No. c352206

GENERAL PROJECT DATA:		Status: Closed	CONCURRENCY REQUIREMENTS		(Y/N)	PROJECT NEED CRITERIA	PROJECT SCHEDULE	FY26	FY27	FY28	FY29	FY30	FY31
Project Title:	West Port WRF Reclaim Water Pond Aeration		Does project add new capacity?		N	Safety		1 2 3 4	1 2 3 4	1 2 3 4	1 2 3 4	1 2 3 4	1 2 3 4
Functional Area:	Utilities - Reclaim		Is project required to maintain level of service:			Mandate							
Department:	Utilities - Operations		- Within 5 years? List project in CIE		N/A	Replace							
Location:	West County - West Port WRF		- From 6 to 10 years? Monitor Annually		N/A	Growth	X						

PROJECT DESCRIPTION:
Upgrade reclaimed water pond aeration system at West Port Water Reclamation Facility (WRF).

PROJECT RATIONALE (Include Additional LOS Detail, if necessary):

Upgrade aeration system to improve pond water quality, eliminate excessive algae, help the overall destratification of the pond, remove foul smells, and reduce bottom sediment.

Controlling algae, not a capacity increase - more maintenance related.

OPERATING BUDGET IMPACT:

There are no correlating operating impacts to this project, as determined by the Utilities Department.

	Prior Actual	Est FY25	Calc. for FY26			FY26	FY27	FY28	FY29	FY30	FY31	FUTURE	Total
			Orig. FY26	Est c/o to FY26	New \$ FY26								
EXPENDITURE PLAN (000'S)													
Design/Arch/Eng													
Land (or ROW)													
Construction				235	-235								
Internal Costs				15	-15								
Equipment													
Interest													
Other Fees & Costs													
Total Project Cost				250	-250								
FUNDING PLAN (000'S)													
Utility Operations & Maint				250	-250								
Utility Repair & Replace Fund													
Conn. Fee -Wastewater													
Conn. Fee -Water													
Total Funding				250	-250								
LOAN REPAYMENT SCHEDULE (000'S)													
Total Loan Repayment													
OPERATING BUDGET IMPACT (000'S)													
Personal Svc.													
Non-personal													
Capital													
Total Operating													

FY2026 Capital Improvements Budget / FY 2026 - FY 2031 Project Detail

Project No. c352207

GENERAL PROJECT DATA:		Status: Closed	CONCURRENCY REQUIREMENTS		(Y/N)	PROJECT NEED CRITERIA	PROJECT SCHEDULE	FY26	FY27	FY28	FY29	FY30	FY31		
Project Title:	East Port WRF Wetwell Cover and Ozone System		Does project add new capacity?		N	Safety	X	1	2	3	4	1	2	3	4
Functional Area:	Utilities - Wastewater Treatment		Is project required to maintain level of service:			Mandate									
Department:	Utilities - Operations		- Within 5 years? List project in CIE		N/A	Replace									
Location:	Mid County - East Port WRF		- From 6 to 10 years? Monitor Annually		N/A	Growth									

PROJECT DESCRIPTION:
 Improve existing wet well covers and add odor control equipment at East Port WRF.

PROJECT RATIONALE (Include Additional LOS Detail, if necessary):
 Improve existing wet well covers for safety and ability to observe without the use of heavy equipment.
 Ozone system to reduce corrosion to the headworks.

OPERATING BUDGET IMPACT:
 There are no correlating operating impacts to this project, as determined by the Utilities Department.

	Prior Actual	Est FY25	Calc. for FY26			FY26	FY27	FY28	FY29	FY30	FY31	FUTURE	Total
			Orig. FY26	Est c/o to FY26	New \$ FY26								
EXPENDITURE PLAN (000'S)													
Design/Arch/Eng													
Land (or ROW)													
Construction				235	-235								
Internal Costs				15	-15								
Equipment													
Interest													
Other Fees & Costs													
Total Project Cost				250	-250								
FUNDING PLAN (000'S)													
Utility Operations & Maint				250	-250								
Utility Repair & Replace Fund													
Conn. Fee -Wastewater													
Conn. Fee -Water													
Total Funding				250	-250								
LOAN REPAYMENT SCHEDULE (000'S)													
Total Loan Repayment													
OPERATING BUDGET IMPACT (000'S)													
Personal Svc.													
Non-personal													
Capital													
Total Operating													

FY2026 Capital Improvements Budget / FY 2026 - FY 2031 Project Detail

Project No. c352208

GENERAL PROJECT DATA:		Status: Closed	CONCURRENCY REQUIREMENTS		(Y/N)	PROJECT NEED CRITERIA	PROJECT SCHEDULE	FY26	FY27	FY28	FY29	FY30	FY31		
Project Title: West Port WRF Perimeter Fencing (Homeland Security)			Does project add new capacity?		N	Safety	X	1	2	3	4	1	2	3	4
Functional Area: Utilities - Wastewater Treatment			Is project required to maintain level of service:			Mandate									
Department: Utilities - Operations			- Within 5 years? List project in CIE		N/A	Replace									
Location: West County - West Port WRF			- From 6 to 10 years? Monitor Annually		N/A	Growth	X								

PROJECT DESCRIPTION:
Installation of perimeter security fencing around West Port WRF for security enhancement.

PROJECT RATIONALE (Include Additional LOS Detail, if necessary):
Install perimeter fencing around West Port WRF to enhance security for the facility and for public safety.

A structural barrier will prohibit or inhibit access to the Facility. Currently only natural barriers exist around the perimeter of the Facility.

Required by Homeland Security and identified in 2021 Security Assessment.

OPERATING BUDGET IMPACT:
There are no correlating operating impacts to this project, as determined by the Utilities Department.

	Prior Actual	Est FY25	Calc. for FY26			FY26	FY27	FY28	FY29	FY30	FY31	FUTURE	Total
			Orig. FY26	Est c/o to FY26	New \$ FY26								
EXPENDITURE PLAN (000'S)													
Design/Arch/Eng													
Land (or ROW)													
Construction	445			1,460	-1,460								445
Internal Costs				95	-95								
Equipment													
Interest													
Other Fees & Costs													
Total Project Cost	445			1,555	-1,555								445
FUNDING PLAN (000'S)													
Utility Operations & Maint	445			1,555	-1,555								445
Utility Repair & Replace Fund													
Conn. Fee -Wastewater													
Conn. Fee -Water													
Total Funding	445			1,555	-1,555								445
LOAN REPAYMENT SCHEDULE (000'S)													
Total Loan Repayment													
OPERATING BUDGET IMPACT (000'S)													
Personal Svc.													
Non-personal													
Capital													
Total Operating													

FY2026 Capital Improvements Budget / FY 2026 - FY 2031 Project Detail

Project No. c352209

GENERAL PROJECT DATA:		Status: In Progress	CONCURRENCY REQUIREMENTS		(Y/N)	PROJECT NEED CRITERIA	PROJECT SCHEDULE	FY26	FY27	FY28	FY29	FY30	FY31		
Project Title:	East Port WRF Deep Well Supply Line		Does project add new capacity?		N	Safety	Design/Arch	1	2	3	4	1	2	3	4
Functional Area:	Utilities - Wastewater Treatment		Is project required to maintain level of service:			Mandate	Land/ROW								
Department:	Utilities - Operations		- Within 5 years? List project in CIE		N/A	Replace	Construct								
Location:	Mid County - East Port WRF		- From 6 to 10 years? Monitor Annually		N/A	Growth	Equipment	X							

PROJECT DESCRIPTION:
 Replace the existing main to Deep Wells with larger size to increase capacity.
 Added additional budget in FY26

PROJECT RATIONALE (Include Additional LOS Detail, if necessary):
 The current line is restrictive and not capable of pumping sufficient quantities of water to the wells in a timely manner.
 Line insufficiency also causes overpressures in supply system.
 This project will replace the supply line from the pump station to the well.
 Supply line replacement must be completed before Expansion because it barely handles the current flow.
 Can't dispose of flow in wet season.

OPERATING BUDGET IMPACT:
 Estimated operating impacts to this project, as determined by the Utilities Department:
 Estimated annual preventative maintenance \$500/year. At 5-6 year -rebuids and pumps \$25,000.

	Prior Actual	Est FY25	Calc. for FY26			FY26	FY27	FY28	FY29	FY30	FY31	FUTURE	Total
			Orig. FY26	Est c/o to FY26	New \$ FY26								
EXPENDITURE PLAN (000'S)													
Design/Arch/Eng													
Land (or ROW)													
Construction				1,428	2,000	3,428							3,428
Internal Costs	69			3		3							72
Equipment													
Interest													
Other Fees & Costs													
Total Project Cost	69			1,431	2,000	3,431							3,500
FUNDING PLAN (000'S)													
Utility Operations & Maint													
Utility Repair & Replace Fund													
Conn. Fee -Wastewater	69			1,431	2,000	3,431							3,500
Conn. Fee -Water													
Total Funding	69			1,431	2,000	3,431							3,500
LOAN REPAYMENT SCHEDULE (000'S)													
Total Loan Repayment													
OPERATING BUDGET IMPACT (000'S)													
Personal Svc.													
Non-personal													
Capital							1	1	1	1		25	27
Total Operating							1	1	1	1		25	27

FY2026 Capital Improvements Budget / FY 2026 - FY 2031 Project Detail

Project No. c352210

GENERAL PROJECT DATA:		Status: In Progress	CONCURRENCY REQUIREMENTS		(Y/N)	PROJECT NEED CRITERIA	PROJECT SCHEDULE	FY26	FY27	FY28	FY29	FY30	FY31
Project Title:	Veterans Wastewater Force Main US41 to Peachland		Does project add new capacity?		Y	Safety							
Functional Area:	Utilities - Wastewater		Is project required to maintain level of service:			Mandate							
Department:	Utilities - Engineering		- Within 5 years? List project in CIE		N/A	Replace							
Location:	Mid County		- From 6 to 10 years? Monitor Annually		N/A	Growth	X						

PROJECT DESCRIPTION:
 Installation of wastewater force main to convey flows from the US 41 corridor to Peachland force main and then 48" gravity interceptor.

Push a portion of the project to FY35.

PROJECT RATIONALE (Include Additional LOS Detail, if necessary):

 Completion of the US 41 force main installed during the US 41 widening project. This new force main will be the connecting link from US 41 system to the 48" interceptor.

 To be able to meet future demands on the system and to increase transmission capacity.

OPERATING BUDGET IMPACT:

 The operating impacts to this project, as determined by the Utilities Department:
 Annual valve exercising and air release valve clean out (Starting in FY30).
 No operating impacts on new mains.

	Prior Actual	Est FY25	Calc. for FY26			FY26	FY27	FY28	FY29	FY30	FY31	FUTURE	Total
			Orig. FY26	Est c/o to FY26	New \$ FY26								
EXPENDITURE PLAN (000'S)													
Design/Arch/Eng			427			427							427
Land (or ROW)													
Construction			1,322			1,322						3,498	4,820
Internal Costs			251			251							251
Equipment													
Interest													
Other Fees & Costs													
Total Project Cost			2,000			2,000						3,498	5,498
FUNDING PLAN (000'S)													
Utility Operations & Maint													
Utility Repair & Replace Fund													
Conn. Fee -Wastewater			2,000			2,000						3,498	5,498
Conn. Fee -Water													
Total Funding			2,000			2,000						3,498	5,498
LOAN REPAYMENT SCHEDULE (000'S)													
Total Loan Repayment													
OPERATING BUDGET IMPACT (000'S)													
Personal Svc.													
Non-personal										1	1		3
Capital													
Total Operating										1	1		3

FY2026 Capital Improvements Budget / FY 2026 - FY 2031 Project Detail

Project No. c352214

GENERAL PROJECT DATA:		Status: In Progress	CONCURRENCY REQUIREMENTS		(Y/N)	PROJECT NEED CRITERIA	PROJECT SCHEDULE	FY26	FY27	FY28	FY29	FY30	FY31		
Project Title:	West Port WRF Deep Injection Well Capacity Increase		Does project add new capacity?		Y	Safety		1	2	3	4	1	2	3	4
Functional Area:	Utilities - Wastewater Treatment		Is project required to maintain level of service:			Mandate	Design/Arch								
Department:	Utilities - Operations		- Within 5 years? List project in CIE		N/A	Replace	Land/ROW								
Location:	West County - West Port WRF		- From 6 to 10 years? Monitor Annually		N/A	Growth	Construct								
							Equipment								

PROJECT DESCRIPTION:
Increase capacity for the deep injection well at West Port Water Reclamation Facility.

PROJECT RATIONALE (Include Additional LOS Detail, if necessary):

Size of deep injection well to be determined by the Sewer Master Plan Update and what is proposed for Rotonda WRF's future.

Original timing pushed from FY26 to FY33.

OPERATING BUDGET IMPACT:

No operating impacts. This project will be part of the West Port WRF Expansion project.

	Prior Actual	Est FY25	Calc. for FY26			FY26	FY27	FY28	FY29	FY30	FY31	FUTURE	Total
			Orig. FY26	Est c/o to FY26	New \$ FY26								
EXPENDITURE PLAN (000'S)													
Design/Arch/Eng													
Land (or ROW)													
Construction			1,047		-1,047							1,455	1,455
Internal Costs			53		-53							73	73
Equipment													
Interest													
Other Fees & Costs													
Total Project Cost			1,100		-1,100							1,529	1,529
FUNDING PLAN (000'S)													
Utility Operations & Maint													
Utility Repair & Replace Fund													
Conn. Fee -Wastewater			1,100		-1,100							1,529	1,529
Conn. Fee -Water													
Total Funding			1,100		-1,100							1,529	1,529
LOAN REPAYMENT SCHEDULE (000'S)													
Total Loan Repayment													
OPERATING BUDGET IMPACT (000'S)													
Personal Svc.													
Non-personal													
Capital													
Total Operating													

FY2026 Capital Improvements Budget / FY 2026 - FY 2031 Project Detail

Project No. c352215

GENERAL PROJECT DATA:		Status: In Progress	CONCURRENCY REQUIREMENTS		(Y/N)	PROJECT NEED	PROJECT	FY26	FY27	FY28	FY29	FY30	FY31						
Project Title:	Upgrade Filtration System at East Port WRF Stage 5		Does project add new capacity?		N	CRITERIA	SCHEDULE	1	2	3	4	1	2	3	4	1	2	3	4
Functional Area:	Utilities - Wastewater Treatment	Is project required to maintain level of service:				Safety	Design/Arch												
Department:	Utilities - Operations	- Within 5 years? List project in CIE		N/A		Mandate	Land/ROW												
Location:	Mid County - East Port WRF	- From 6 to 10 years? Monitor Annually		N/A		Replace	Construct												
						Growth	Equipment	X											

PROJECT DESCRIPTION:
Upgrade filtration system for East Port WRF.

PROJECT RATIONALE (Include Additional LOS Detail, if necessary):
Upgrade filtration system for East Port WRF Stage 5 to increase overall efficiency of the treatment process and reduce overall operating and maintenance costs.

OPERATING BUDGET IMPACT:
There are no operating impacts for this project. Upgrade to existing filters will enhance the operation of the plant.

	Prior Actual	Est FY25	Calc. for FY26			FY26	FY27	FY28	FY29	FY30	FY31	FUTURE	Total
			Orig. FY26	Est c/o to FY26	New \$ FY26								
EXPENDITURE PLAN (000'S)													
Design/Arch/Eng													
Land (or ROW)													
Construction				286		286							286
Internal Costs				14		14							14
Equipment													
Interest													
Other Fees & Costs													
Total Project Cost				300		300							300
FUNDING PLAN (000'S)													
Utility Operations & Maint													
Utility Repair & Replace Fund													
Conn. Fee -Wastewater				300		300							300
Conn. Fee -Water													
Total Funding				300		300							300
LOAN REPAYMENT SCHEDULE (000'S)													
Total Loan Repayment													
OPERATING BUDGET IMPACT (000'S)													
Personal Svc.													
Non-personal													
Capital													
Total Operating													

FY2026 Capital Improvements Budget / FY 2026 - FY 2031 Project Detail

Project No. c352216

GENERAL PROJECT DATA:		Status: Closed	CONCURRENCY REQUIREMENTS		(Y/N)	PROJECT NEED CRITERIA	PROJECT SCHEDULE	FY26	FY27	FY28	FY29	FY30	FY31
Project Title:	Safety Improvements at Vacuum Pump Stations		Does project add new capacity?		N/A	Safety	X	1 2 3 4	1 2 3 4	1 2 3 4	1 2 3 4	1 2 3 4	1 2 3 4
Functional Area:	Utilities - Wastewater		Is project required to maintain level of service:			Mandate							
Department:	Utilities - Operations		- Within 5 years? List project in CIE		N/A	Replace							
Location:	System Wide		- From 6 to 10 years? Monitor Annually		N/A	Growth							

PROJECT DESCRIPTION:
 Safety improvements at wastewater vacuum pump stations

PROJECT RATIONALE (Include Additional LOS Detail, if necessary):
 Provide a safer working environment for staff for performing preventative and corrective maintenance.
 Platforms, fall arrest systems or similar.
 Skylark Vacuum Station
 Harbor Vacuum Station
 El Jobean Vacuum Station
 Ackerman Vacuum Station

OPERATING BUDGET IMPACT:
 There are no correlating operating impacts to this project, as determined by the Utilities Department.

	Prior Actual	Est FY25	Calc. for FY26			FY26	FY27	FY28	FY29	FY30	FY31	FUTURE	Total
			Orig. FY26	Est c/o to FY26	New \$ FY26								
EXPENDITURE PLAN (000'S)													
Design/Arch/Eng													
Land (or ROW)													
Construction			210	596	-806								
Internal Costs			10	29	-39								
Equipment													
Interest													
Other Fees & Costs													
Total Project Cost			220	625	-845								
FUNDING PLAN (000'S)													
Utility Operations & Maint			220	625	-845								
Utility Repair & Replace Fund													
Conn. Fee -Wastewater													
Conn. Fee -Water													
Total Funding			220	625	-845								
LOAN REPAYMENT SCHEDULE (000'S)													
Total Loan Repayment													
OPERATING BUDGET IMPACT (000'S)													
Personal Svc.													
Non-personal													
Capital													
Total Operating													

FY2026 Capital Improvements Budget / FY 2026 - FY 2031 Project Detail

Project No. c352218

GENERAL PROJECT DATA:		Status: Closed	CONCURRENCY REQUIREMENTS		(Y/N)	PROJECT NEED CRITERIA	PROJECT SCHEDULE	FY26	FY27	FY28	FY29	FY30	FY31		
Project Title:	Bachmann Tract - Wastewater Extension		Does project add new capacity?	Y		Safety	X	1	2	3	4	1	2	3	4
Functional Area:	Utilities		Is project required to maintain level of service:	Y		Mandate									
Department:	Utilities - Engineering		- Within 5 years? List project in CIE	Y		Replace									
Location:	Mid County		- From 6 to 10 years? Monitor Annually	N		Growth	X								

PROJECT DESCRIPTION:
Installation of 4" force main and lift station to connect a housing development to the Utility's wastewater collection system.

PROJECT RATIONALE (Include Additional LOS Detail, if necessary):
Sewer does not currently run in front of the development site and a short extension is needed to bring sewer to the site.

OPERATING BUDGET IMPACT:
Minimal operating budget impacts for valve exercising, cleaning and line flushing; less than \$100k annually.
Annual and quarterly service, monthly inspections for lift station; less than \$1,500 annually

REPLACEMENT COUNTY PROPERTY NO.:

	Prior Actual	Est FY25	Calc. for FY25			FY26	FY27	FY28	FY29	FY30	FY31	FUTURE	Total
			(1) Orig. FY26	(2) Est c/o to FY26	(3) New \$ FY26								
EXPENDITURE PLAN (000'S)													
Design/Arch/Eng													
Land (or ROW)													
Construction	16												16
Internal Costs	9	15		-15	15								25
Equipment													
Interest													
Other Fees & Costs													
Total Project Cost	25	15		-15	15								41
FUNDING PLAN (000'S)													
Utility Repair & Replace Fund													
Conn. Fee -Wastewater	25	15		-15	15								41
Conn. Fee -Water													
Utility Capital Projects													
Total Funding	25	15		-15	15								41
LOAN REPAYMENT SCHEDULE (000'S)													
Total Loan Repayment													
OPERATING BUDGET IMPACT (000'S)													
Personal Svc.													
Non-personal						12							12
Capital													
Total Operating						12							12

FY2026 Capital Improvements Budget / FY 2026 - FY 2031 Project Detail											Project No. c352403																												
GENERAL PROJECT DATA:			CONCURRENCY REQUIREMENTS			PROJECT NEED CRITERIA	PROJECT SCHEDULE	FY26			FY27			FY28			FY29			FY30			FY31																
Project Title: Rotonda WRF Expansion to 2MGD to 3MGD			Status: In Progress			(Y/N)		1	2	3	4	1	2	3	4	1	2	3	4	1	2	3	4																
Functional Area: Utilities - Wastewater Treatment			Does project add new capacity?			Safety	Design/Arch																																
Department: Utilities - Engineering			Is project required to maintain level of service:			Mandate	Land/ROW																																
Location: System Wide			- Within 5 years? List project in CIE			Replace	Construct																																
			- From 6 to 10 years? Monitor Annually			Growth	Equipment	X																															
PROJECT DESCRIPTION: Expansion of Rotonda Water Reclamation Facility.											PROJECT RATIONALE (Include Additional LOS Detail, if necessary): Expansion may be necessary to accommodate growth. A Preliminary Engineering Report for the West Port WRF Expansion project will determine if this project will be required.																												
Original timing, FY28 thru FY30. A portion of the project brought forward to FY26, remainder pushed to FY33																																							
OPERATING BUDGET IMPACT: FY28 (1) Operator A position. Operating impacts to be determined upon completion of the planning and design phase of the project. (PER expected in FY25)																																							
<table border="1"> <thead> <tr> <th rowspan="2"></th> <th rowspan="2">Prior Actual</th> <th rowspan="2">Est FY25</th> <th colspan="3">Calc. for FY26</th> <th rowspan="2">FY26</th> <th rowspan="2">FY27</th> <th rowspan="2">FY28</th> <th rowspan="2">FY29</th> <th rowspan="2">FY30</th> <th rowspan="2">FY31</th> <th rowspan="2">FUTURE</th> <th rowspan="2">Total</th> </tr> <tr> <th>Orig. FY26</th> <th>Est c/o to FY26</th> <th>New \$ FY26</th> </tr> </thead> </table>												Prior Actual	Est FY25	Calc. for FY26			FY26	FY27	FY28	FY29	FY30	FY31	FUTURE	Total	Orig. FY26	Est c/o to FY26	New \$ FY26												
	Prior Actual	Est FY25	Calc. for FY26			FY26	FY27	FY28	FY29	FY30				FY31	FUTURE	Total																							
			Orig. FY26	Est c/o to FY26	New \$ FY26																																		
EXPENDITURE PLAN (000'S)																																							
Design/Arch/Eng											1,000 1,000																												
Land (or ROW)																																							
Construction											9,000 9,000																												
Internal Costs																																							
Equipment																																							
Interest																																							
Other Fees & Costs																																							
Total Project Cost											10,000 10,000 42,580 52,580																												
FUNDING PLAN (000'S)																																							
Utility Operations & Maint																																							
Utility Repair & Replace Fund																																							
Conn. Fee -Wastewater											10,000 10,000 42,580 52,580																												
Conn. Fee -Water																																							
Total Funding											10,000 10,000 42,580 52,580																												
LOAN REPAYMENT SCHEDULE (000'S)																																							
											86 86 86 86 86 432																												
											29 29 29 29 29 146																												
Total Loan Repayment											116 116 116 116 116 578																												
OPERATING BUDGET IMPACT (000'S)																																							
Personal Svc.																																							
Non-personal																																							
Capital																																							
Total Operating																																							

FY2026 Capital Improvements Budget / FY 2026 - FY 2031 Project Detail											Project No.		c352404																																																																																																																																																																																																																																																																																																																																																														
GENERAL PROJECT DATA:			Status:		In Progress		CONCURRENCY REQUIREMENTS		(Y/N)		PROJECT NEED CRITERIA		PROJECT SCHEDULE		FY26		FY27		FY28		FY29		FY30		FY31																																																																																																																																																																																																																																																																																																																																																		
Project Title:			East Port WRF Control Room Hardening		Does project add new capacity?		N/A		Safety		Design/Arch		1		2		3		4		1		2		3		4																																																																																																																																																																																																																																																																																																																																																
Functional Area:			Utilities - Wastewater Treatment		Is project required to maintain level of service:		N/A		Mandate		Land/ROW																																																																																																																																																																																																																																																																																																																																																																
Department:			Utilities - Engineering		- Within 5 years? List project in CIE		N/A		Replace		Construct																																																																																																																																																																																																																																																																																																																																																																
Location:			System Wide		- From 6 to 10 years? Monitor Annually		N/A		Growth		Equipment		X																																																																																																																																																																																																																																																																																																																																																														
PROJECT DESCRIPTION:											PROJECT RATIONALE (Include Additional LOS Detail, if necessary):																																																																																																																																																																																																																																																																																																																																																																
Project includes upgrading and hardening of the control room, acquisition of information technology equipment, and roof improvements.											Hardening will increase resilience of a centralized critical facility and will provide the ability to remotely monitor/operate county wastewater facilities.																																																																																																																																																																																																																																																																																																																																																																
Florida Department of Environmental Protection grant of \$300,000 includes no required match from Utilities Operating.																																																																																																																																																																																																																																																																																																																																																																											
OPERATING BUDGET IMPACT:																																																																																																																																																																																																																																																																																																																																																																											
There are no correlating operating impacts to this project within the 6-year window, as determined by the Utilities Department. Project will harden existing room.																																																																																																																																																																																																																																																																																																																																																																											
<table border="1"> <thead> <tr> <th rowspan="2"></th> <th rowspan="2">Prior Actual</th> <th rowspan="2">Est FY25</th> <th colspan="3">Calc. for FY26</th> <th rowspan="2">FY26</th> <th rowspan="2">FY27</th> <th rowspan="2">FY28</th> <th rowspan="2">FY29</th> <th rowspan="2">FY30</th> <th rowspan="2">FY31</th> <th rowspan="2">FUTURE</th> <th rowspan="2">Total</th> </tr> <tr> <th>Orig. FY26</th> <th>Est c/o to FY26</th> <th>New \$ FY26</th> </tr> </thead> <tbody> <tr> <td colspan="14" style="text-align: center;">EXPENDITURE PLAN (000'S)</td> </tr> <tr> <td>Design/Arch/Eng</td> <td></td> <td>19</td> <td></td> <td>82</td> <td></td> <td>82</td> <td></td> <td></td> <td></td> <td></td> <td></td> <td></td> <td>100</td> </tr> <tr> <td>Land (or ROW)</td> <td></td> <td></td> <td></td> <td></td> <td></td> <td></td> <td></td> <td></td> <td></td> <td></td> <td></td> <td></td> <td></td> </tr> <tr> <td>Construction</td> <td></td> <td></td> <td></td> <td>1,002</td> <td>-102</td> <td>900</td> <td></td> <td></td> <td></td> <td></td> <td></td> <td></td> <td>900</td> </tr> <tr> <td>Internal Costs</td> <td></td> <td></td> <td></td> <td></td> <td></td> <td></td> <td></td> <td></td> <td></td> <td></td> <td></td> <td></td> <td></td> </tr> <tr> <td>Equipment</td> <td></td> <td></td> <td></td> <td></td> <td></td> <td></td> <td></td> <td></td> <td></td> <td></td> <td></td> <td></td> <td></td> </tr> <tr> <td>Interest</td> <td></td> <td></td> <td></td> <td></td> <td></td> <td></td> <td></td> <td></td> <td></td> <td></td> <td></td> <td></td> <td></td> </tr> <tr> <td>Other Fees & Costs</td> <td></td> <td></td> <td></td> <td></td> <td></td> <td></td> <td></td> <td></td> <td></td> <td></td> <td></td> <td></td> <td></td> </tr> <tr> <td>Total Project Cost</td> <td></td> <td>19</td> <td></td> <td>1,083</td> <td>-102</td> <td>982</td> <td></td> <td></td> <td></td> <td></td> <td></td> <td></td> <td>1,000</td> </tr> <tr> <td colspan="14" style="text-align: center;">FUNDING PLAN (000'S)</td> </tr> <tr> <td>Utility Operations & Maint</td> <td></td> <td></td> <td></td> <td></td> <td></td> <td></td> <td></td> <td></td> <td></td> <td></td> <td></td> <td></td> <td></td> </tr> <tr> <td>Utility Repair & Replace Fund</td> <td></td> <td></td> <td></td> <td></td> <td></td> <td></td> <td></td> <td></td> <td></td> <td></td> <td></td> <td></td> <td></td> </tr> <tr> <td>Conn. Fee -Wastewater</td> <td></td> <td>19</td> <td></td> <td>783</td> <td>-102</td> <td>682</td> <td></td> <td></td> <td></td> <td></td> <td></td> <td></td> <td>700</td> </tr> <tr> <td>Conn. Fee -Water</td> <td></td> <td></td> <td></td> <td></td> <td></td> <td></td> <td></td> <td></td> <td></td> <td></td> <td></td> <td></td> <td></td> </tr> <tr> <td>Grants</td> <td></td> <td></td> <td></td> <td>300</td> <td></td> <td>300</td> <td></td> <td></td> <td></td> <td></td> <td></td> <td></td> <td>300</td> </tr> <tr> <td>Total Funding</td> <td></td> <td>19</td> <td></td> <td>1,083</td> <td>-102</td> <td>982</td> <td></td> <td></td> <td></td> <td></td> <td></td> <td></td> <td>1,000</td> </tr> <tr> <td colspan="14" style="text-align: center;">LOAN REPAYMENT SCHEDULE (000'S)</td> </tr> <tr> <td></td> <td></td> <td></td> <td></td> <td></td> <td></td> <td></td> <td></td> <td></td> <td></td> <td></td> <td></td> <td></td> <td></td> </tr> <tr> <td>Total Loan Repayment</td> <td></td> <td></td> <td></td> <td></td> <td></td> <td></td> <td></td> <td></td> <td></td> <td></td> <td></td> <td></td> <td></td> </tr> <tr> <td colspan="14" style="text-align: center;">OPERATING BUDGET IMPACT (000'S)</td> </tr> <tr> <td>Personal Svc.</td> <td></td> <td></td> <td></td> <td></td> <td></td> <td></td> <td></td> <td></td> <td></td> <td></td> <td></td> <td></td> <td></td> </tr> <tr> <td>Non-personal</td> <td></td> <td></td> <td></td> <td></td> <td></td> <td></td> <td></td> <td></td> <td></td> <td></td> <td></td> <td></td> <td>2</td> </tr> <tr> <td>Capital</td> <td></td> <td></td> <td></td> <td></td> <td></td> <td></td> <td></td> <td></td> <td></td> <td></td> <td></td> <td></td> <td></td> </tr> <tr> <td>Total Operating</td> <td></td> <td></td> <td></td> <td></td> <td></td> <td></td> <td></td> <td></td> <td></td> <td></td> <td></td> <td></td> <td>2</td> </tr> </tbody> </table>												Prior Actual	Est FY25	Calc. for FY26			FY26	FY27	FY28	FY29	FY30	FY31	FUTURE	Total	Orig. FY26	Est c/o to FY26	New \$ FY26	EXPENDITURE PLAN (000'S)														Design/Arch/Eng		19		82		82							100	Land (or ROW)														Construction				1,002	-102	900							900	Internal Costs														Equipment														Interest														Other Fees & Costs														Total Project Cost		19		1,083	-102	982							1,000	FUNDING PLAN (000'S)														Utility Operations & Maint														Utility Repair & Replace Fund														Conn. Fee -Wastewater		19		783	-102	682							700	Conn. Fee -Water														Grants				300		300							300	Total Funding		19		1,083	-102	982							1,000	LOAN REPAYMENT SCHEDULE (000'S)																												Total Loan Repayment														OPERATING BUDGET IMPACT (000'S)														Personal Svc.														Non-personal													2	Capital														Total Operating													2
	Prior Actual	Est FY25	Calc. for FY26			FY26	FY27	FY28	FY29	FY30				FY31	FUTURE	Total																																																																																																																																																																																																																																																																																																																																																											
			Orig. FY26	Est c/o to FY26	New \$ FY26																																																																																																																																																																																																																																																																																																																																																																						
EXPENDITURE PLAN (000'S)																																																																																																																																																																																																																																																																																																																																																																											
Design/Arch/Eng		19		82		82							100																																																																																																																																																																																																																																																																																																																																																														
Land (or ROW)																																																																																																																																																																																																																																																																																																																																																																											
Construction				1,002	-102	900							900																																																																																																																																																																																																																																																																																																																																																														
Internal Costs																																																																																																																																																																																																																																																																																																																																																																											
Equipment																																																																																																																																																																																																																																																																																																																																																																											
Interest																																																																																																																																																																																																																																																																																																																																																																											
Other Fees & Costs																																																																																																																																																																																																																																																																																																																																																																											
Total Project Cost		19		1,083	-102	982							1,000																																																																																																																																																																																																																																																																																																																																																														
FUNDING PLAN (000'S)																																																																																																																																																																																																																																																																																																																																																																											
Utility Operations & Maint																																																																																																																																																																																																																																																																																																																																																																											
Utility Repair & Replace Fund																																																																																																																																																																																																																																																																																																																																																																											
Conn. Fee -Wastewater		19		783	-102	682							700																																																																																																																																																																																																																																																																																																																																																														
Conn. Fee -Water																																																																																																																																																																																																																																																																																																																																																																											
Grants				300		300							300																																																																																																																																																																																																																																																																																																																																																														
Total Funding		19		1,083	-102	982							1,000																																																																																																																																																																																																																																																																																																																																																														
LOAN REPAYMENT SCHEDULE (000'S)																																																																																																																																																																																																																																																																																																																																																																											
Total Loan Repayment																																																																																																																																																																																																																																																																																																																																																																											
OPERATING BUDGET IMPACT (000'S)																																																																																																																																																																																																																																																																																																																																																																											
Personal Svc.																																																																																																																																																																																																																																																																																																																																																																											
Non-personal													2																																																																																																																																																																																																																																																																																																																																																														
Capital																																																																																																																																																																																																																																																																																																																																																																											
Total Operating													2																																																																																																																																																																																																																																																																																																																																																														

FY2026 Capital Improvements Budget / FY 2026 - FY 2031 Project Detail											Project No. c352406																																																																																																																																																																																																																																																																																																						
GENERAL PROJECT DATA:			Status	In Progress	CONCURRENCY REQUIREMENTS			(Y/N)	PROJECT NEED CRITERIA	PROJECT SCHEDULE	FY26			FY27			FY28			FY29			FY30			FY31																																																																																																																																																																																																																																																																																							
Project Title: Master Lift Stations					Does project add new capacity?			N/A	Safety	Design/Arch	1	2	3	4	1	2	3	4	1	2	3	4	1	2	3	4	1	2	3	4																																																																																																																																																																																																																																																																																			
Functional Area: Utilities - Wastewater					Is project required to maintain level of service:			Y	Mandate	Land/ROW																																																																																																																																																																																																																																																																																																							
Department: Utilities - Engineering					- Within 5 years? List project in CIE			N	Replace	Construct																																																																																																																																																																																																																																																																																																							
Location: System wide					- From 6 to 10 years? Monitor Annually			N	Growth	Equipment																																																																																																																																																																																																																																																																																																							
PROJECT DESCRIPTION:											PROJECT RATIONALE (Include Additional LOS Detail, if necessary):																																																																																																																																																																																																																																																																																																						
Miscellaneous and continuous improvements to, or additions of, wastewater lift stations that will insure hydraulic capacity and mechanical integrity of the wastewater collection system.											To meet FDEP criteria and maintain system integrity and the useful life of existing stations.																																																																																																																																																																																																																																																																																																						
<p>Original timing pushed from FY26 to FY33.</p> <p>* Available budget reissued from c351204, Annual allocation of \$1.5M discontinues.</p>											To construct additional lift stations for additional wastewater transmission capacity.																																																																																																																																																																																																																																																																																																						
OPERATING BUDGET IMPACT:											REPLACEMENT COUNTY PROPERTY NO.:																																																																																																																																																																																																																																																																																																						
Minimal overall impact to the operating budget is anticipated due to limited number of lift stations in comparison to the current number in operation. (\$4k annually per LS)																																																																																																																																																																																																																																																																																																																	
**Reissued from c351204											Priority Location:																																																																																																																																																																																																																																																																																																						
<table border="1"> <thead> <tr> <th rowspan="2"></th> <th rowspan="2">Prior Actual</th> <th rowspan="2">Est FY25</th> <th colspan="3">Calc. for FY26</th> <th rowspan="2">FY26</th> <th rowspan="2">FY27</th> <th rowspan="2">FY28</th> <th rowspan="2">FY29</th> <th rowspan="2">FY30</th> <th rowspan="2">FY31</th> <th rowspan="2">FUTURE</th> <th rowspan="2">Total</th> </tr> <tr> <th>Orig. FY26</th> <th>Est c/o to FY26</th> <th>New \$ FY26</th> </tr> </thead> <tbody> <tr> <td colspan="14" style="text-align:center">EXPENDITURE PLAN (000'S)</td> </tr> <tr> <td>Design/Arch/Eng</td> <td></td><td></td><td></td><td></td><td></td><td></td><td></td><td></td><td></td><td></td><td></td><td></td><td></td> </tr> <tr> <td>Land (or ROW)</td> <td></td><td></td><td></td><td></td><td></td><td></td><td></td><td></td><td></td><td></td><td></td><td></td><td></td> </tr> <tr> <td>Construction</td> <td></td><td></td><td>1,440</td><td>1,440</td><td>-2,879</td><td></td><td></td><td></td><td></td><td></td><td></td><td>4,001</td><td>4,001</td> </tr> <tr> <td>Internal Costs</td> <td></td><td></td><td>61</td><td>61</td><td>-121</td><td></td><td></td><td></td><td></td><td></td><td></td><td>168</td><td>168</td> </tr> <tr> <td>Equipment</td> <td></td><td></td><td></td><td></td><td></td><td></td><td></td><td></td><td></td><td></td><td></td><td></td><td></td> </tr> <tr> <td>Interest</td> <td></td><td></td><td></td><td></td><td></td><td></td><td></td><td></td><td></td><td></td><td></td><td></td><td></td> </tr> <tr> <td>Other Fees & Costs</td> <td></td><td></td><td></td><td></td><td></td><td></td><td></td><td></td><td></td><td></td><td></td><td></td><td></td> </tr> <tr> <td>Total Project Cost</td> <td></td><td></td><td>1,500</td><td>1,500</td><td>-3,000</td><td></td><td></td><td></td><td></td><td></td><td></td><td>4,170</td><td>4,170</td> </tr> <tr> <td colspan="14" style="text-align:center">FUNDING PLAN (000'S)</td> </tr> <tr> <td>Conn. Fee -Wastewater</td> <td></td><td></td><td>1,500</td><td>1,500</td><td>-3,000</td><td></td><td></td><td></td><td></td><td></td><td></td><td>4,170</td><td>4,170</td> </tr> <tr> <td>Total Funding</td> <td></td><td></td><td>1,500</td><td>1,500</td><td>-3,000</td><td></td><td></td><td></td><td></td><td></td><td></td><td>4,170</td><td>4,170</td> </tr> <tr> <td colspan="14" style="text-align:center">LOAN REPAYMENT SCHEDULE (000'S)</td> </tr> <tr> <td>Total Loan Repayment</td> <td></td><td></td><td></td><td></td><td></td><td></td><td></td><td></td><td></td><td></td><td></td><td></td><td></td> </tr> <tr> <td colspan="14" style="text-align:center">OPERATING BUDGET IMPACT (000'S)</td> </tr> <tr> <td>Personal Svc.</td> <td></td><td></td><td></td><td></td><td></td><td></td><td></td><td></td><td></td><td></td><td></td><td></td><td></td> </tr> <tr> <td>Non-personal</td> <td></td><td></td><td></td><td></td><td></td><td></td><td></td><td></td><td></td><td></td><td></td><td></td><td></td> </tr> <tr> <td>Capital</td> <td></td><td></td><td></td><td></td><td></td><td></td><td></td><td></td><td></td><td></td><td></td><td></td><td></td> </tr> <tr> <td>Total Operating</td> <td></td><td></td><td></td><td></td><td></td><td></td><td></td><td></td><td></td><td></td><td></td><td></td><td></td> </tr> </tbody> </table>												Prior Actual	Est FY25	Calc. for FY26			FY26	FY27	FY28	FY29	FY30	FY31	FUTURE	Total	Orig. FY26	Est c/o to FY26	New \$ FY26	EXPENDITURE PLAN (000'S)														Design/Arch/Eng														Land (or ROW)														Construction			1,440	1,440	-2,879							4,001	4,001	Internal Costs			61	61	-121							168	168	Equipment														Interest														Other Fees & Costs														Total Project Cost			1,500	1,500	-3,000							4,170	4,170	FUNDING PLAN (000'S)														Conn. Fee -Wastewater			1,500	1,500	-3,000							4,170	4,170	Total Funding			1,500	1,500	-3,000							4,170	4,170	LOAN REPAYMENT SCHEDULE (000'S)														Total Loan Repayment														OPERATING BUDGET IMPACT (000'S)														Personal Svc.														Non-personal														Capital														Total Operating														South Port Master LS Gasparilla Road Master LS Quesada/Birchcrest Master LS Pellam Master LS Peachland/Veterans Master LS Quesada/Birchcrest Master LS Ph2 Loveland Master LS Ph 2											
	Prior Actual	Est FY25	Calc. for FY26			FY26	FY27	FY28	FY29	FY30				FY31	FUTURE	Total																																																																																																																																																																																																																																																																																																	
			Orig. FY26	Est c/o to FY26	New \$ FY26																																																																																																																																																																																																																																																																																																												
EXPENDITURE PLAN (000'S)																																																																																																																																																																																																																																																																																																																	
Design/Arch/Eng																																																																																																																																																																																																																																																																																																																	
Land (or ROW)																																																																																																																																																																																																																																																																																																																	
Construction			1,440	1,440	-2,879							4,001	4,001																																																																																																																																																																																																																																																																																																				
Internal Costs			61	61	-121							168	168																																																																																																																																																																																																																																																																																																				
Equipment																																																																																																																																																																																																																																																																																																																	
Interest																																																																																																																																																																																																																																																																																																																	
Other Fees & Costs																																																																																																																																																																																																																																																																																																																	
Total Project Cost			1,500	1,500	-3,000							4,170	4,170																																																																																																																																																																																																																																																																																																				
FUNDING PLAN (000'S)																																																																																																																																																																																																																																																																																																																	
Conn. Fee -Wastewater			1,500	1,500	-3,000							4,170	4,170																																																																																																																																																																																																																																																																																																				
Total Funding			1,500	1,500	-3,000							4,170	4,170																																																																																																																																																																																																																																																																																																				
LOAN REPAYMENT SCHEDULE (000'S)																																																																																																																																																																																																																																																																																																																	
Total Loan Repayment																																																																																																																																																																																																																																																																																																																	
OPERATING BUDGET IMPACT (000'S)																																																																																																																																																																																																																																																																																																																	
Personal Svc.																																																																																																																																																																																																																																																																																																																	
Non-personal																																																																																																																																																																																																																																																																																																																	
Capital																																																																																																																																																																																																																																																																																																																	
Total Operating																																																																																																																																																																																																																																																																																																																	

FY2026 Capital Improvements Budget / FY 2026 - FY 2031 Project Detail											Project No. c352407																																																																																																																																																																																																																																																																																																																																																																																																																																																																																																																																																																																																																																																																																																		
GENERAL PROJECT DATA:			Status	In Progress	CONCURRENCY REQUIREMENTS			(Y/N)	PROJECT NEED	PROJECT	FY26	FY27	FY28	FY29	FY30	FY31																																																																																																																																																																																																																																																																																																																																																																																																																																																																																																																																																																																																																																																																																													
Project Title: Wastewater Force Mains Expansory					Does project add new capacity?			Y	CRITERIA	SCHEDULE	1	2	3	4	1	2	3	4	1	2	3	4	1	2	3	4																																																																																																																																																																																																																																																																																																																																																																																																																																																																																																																																																																																																																																																																																			
Functional Area: Utilities - Wastewater					Is project required to maintain level of service:			Y	Safety	Desgn/Arch																																																																																																																																																																																																																																																																																																																																																																																																																																																																																																																																																																																																																																																																																																			
Department: Utilities - Engineering					- Within 5 years? List project in CIE			Y	Mandate	Land/ROW																																																																																																																																																																																																																																																																																																																																																																																																																																																																																																																																																																																																																																																																																																			
Location: County-wide					- From 6 to 10 years? Monitor Annually			Y	Replace	Construct																																																																																																																																																																																																																																																																																																																																																																																																																																																																																																																																																																																																																																																																																																			
Growth								X	Equipment																																																																																																																																																																																																																																																																																																																																																																																																																																																																																																																																																																																																																																																																																																				
PROJECT DESCRIPTION:											PROJECT RATIONALE (Include Additional LOS Detail, if necessary):																																																																																																																																																																																																																																																																																																																																																																																																																																																																																																																																																																																																																																																																																																		
Miscellaneous and continuous improvements to, or additions of, wastewater force main. System that will improve and/or maintain the hydraulic capacity of the wastewater transmission system.											To meet FDEP criteria and maintain the useful life of force mains.																																																																																																																																																																																																																																																																																																																																																																																																																																																																																																																																																																																																																																																																																																		
Annual allocation of \$700K discontinues. Reissued from c350602.											To construct additional force mains to improve transmission capacity.																																																																																																																																																																																																																																																																																																																																																																																																																																																																																																																																																																																																																																																																																																		
OPERATING BUDGET IMPACT:																																																																																																																																																																																																																																																																																																																																																																																																																																																																																																																																																																																																																																																																																																													
Operating budget impacts may be realized dependent upon total feet of transmission lines. Minimal impacts for valve exercising, cleaning and line flushing; less than \$100k annually. (1 employee for every 74.4 miles of pipe)																																																																																																																																																																																																																																																																																																																																																																																																																																																																																																																																																																																																																																																																																																													
<table border="1"> <thead> <tr> <th colspan="6">Calc. for FY26</th> <th colspan="12"></th> </tr> <tr> <th>Prior Actual</th> <th>Est FY25</th> <th>Orig. FY26</th> <th>Est c/o to FY26</th> <th>New \$ FY26</th> <th></th> <th>FY26</th> <th>FY27</th> <th>FY28</th> <th>FY29</th> <th>FY30</th> <th>FY31</th> <th>FUTURE</th> <th>Total</th> <th colspan="12"></th> </tr> </thead> <tbody> <tr> <td colspan="14" style="text-align:center">EXPENDITURE PLAN (000'S)</td> <td colspan="12"></td> </tr> <tr> <td>Design/Arch/Eng</td> <td>6</td> <td></td> <td></td> <td></td> <td></td> <td></td> <td></td> <td></td> <td></td> <td></td> <td></td> <td></td> <td></td> <td>6</td> <td colspan="12">Midway LS92</td> </tr> <tr> <td>Land (or ROW)</td> <td></td> <td></td> <td></td> <td></td> <td></td> <td></td> <td></td> <td></td> <td></td> <td></td> <td></td> <td></td> <td></td> <td></td> <td colspan="12">Birchcrest/Quesada</td> </tr> <tr> <td>Construction</td> <td>160</td> <td>2</td> <td>1,292</td> <td>-793</td> <td>499</td> <td></td> <td></td> <td></td> <td></td> <td></td> <td></td> <td></td> <td>661</td> <td colspan="12">Burnt Store Road - Phase II</td> </tr> <tr> <td>Internal Costs</td> <td>10</td> <td></td> <td>55</td> <td></td> <td>55</td> <td></td> <td></td> <td></td> <td></td> <td></td> <td></td> <td></td> <td>65</td> <td colspan="12">Pellam - Midway</td> </tr> <tr> <td>Equipment</td> <td></td> <td></td> <td></td> <td></td> <td></td> <td></td> <td></td> <td></td> <td></td> <td></td> <td></td> <td></td> <td></td> <td></td> <td colspan="12">US 41</td> </tr> <tr> <td>Interest</td> <td></td> <td></td> <td></td> <td></td> <td></td> <td></td> <td></td> <td></td> <td></td> <td></td> <td></td> <td></td> <td></td> <td></td> <td colspan="12">19-0002 Biscayne to Sports Park Force Main Replacement (R&R Upsizing)</td> </tr> <tr> <td>Other Fees & Costs</td> <td></td> <td></td> <td></td> <td></td> <td></td> <td></td> <td></td> <td></td> <td></td> <td></td> <td></td> <td></td> <td></td> <td></td> <td colspan="12">19-0006 Sunnybrook - North Access Rd. Force Main Replacement (R&R Upsizing)</td> </tr> <tr> <td>Total Project Cost</td> <td>176</td> <td>2</td> <td>1,347</td> <td>-793</td> <td>554</td> <td></td> <td></td> <td></td> <td></td> <td></td> <td></td> <td></td> <td>732</td> <td colspan="12"></td> </tr> <tr> <td colspan="14" style="text-align:center">FUNDING PLAN (000'S)</td> <td colspan="12"></td> </tr> <tr> <td>Utility Operations & Maint</td> <td></td> <td></td> <td></td> <td></td> <td></td> <td></td> <td></td> <td></td> <td></td> <td></td> <td></td> <td></td> <td></td> <td></td> <td colspan="12"></td> </tr> <tr> <td>Utility Repair & Replace Fund</td> <td></td> <td></td> <td></td> <td></td> <td></td> <td></td> <td></td> <td></td> <td></td> <td></td> <td></td> <td></td> <td></td> <td></td> <td colspan="12"></td> </tr> <tr> <td>Conn. Fee -Wastewater</td> <td>176</td> <td>2</td> <td>1,347</td> <td>-793</td> <td>554</td> <td></td> <td></td> <td></td> <td></td> <td></td> <td></td> <td></td> <td>732</td> <td colspan="12"></td> </tr> <tr> <td>Conn. Fee -Water</td> <td></td> <td></td> <td></td> <td></td> <td></td> <td></td> <td></td> <td></td> <td></td> <td></td> <td></td> <td></td> <td></td> <td colspan="12"></td> </tr> <tr> <td>Total Funding</td> <td>176</td> <td>2</td> <td>1,347</td> <td>-793</td> <td>554</td> <td></td> <td></td> <td></td> <td></td> <td></td> <td></td> <td></td> <td>732</td> <td colspan="12"></td> </tr> <tr> <td colspan="14" style="text-align:center">LOAN REPAYMENT SCHEDULE (000'S)</td> <td colspan="12"></td> </tr> <tr> <td colspan="14"></td> <td colspan="12"></td> </tr> <tr> <td>Total Loan Repayment</td> <td></td> <td></td> <td></td> <td></td> <td></td> <td></td> <td></td> <td></td> <td></td> <td></td> <td></td> <td></td> <td></td> <td colspan="12"></td> </tr> <tr> <td colspan="14" style="text-align:center">OPERATING BUDGET IMPACT (000'S)</td> <td colspan="12"></td> </tr> <tr> <td colspan="14"></td> <td colspan="12"></td> </tr> <tr> <td>Personal Svc.</td> <td></td> <td></td> <td></td> <td></td> <td></td> <td></td> <td></td> <td></td> <td></td> <td></td> <td></td> <td></td> <td></td> <td colspan="12"></td> </tr> <tr> <td>Non-personal</td> <td></td> <td></td> <td></td> <td></td> <td></td> <td></td> <td></td> <td></td> <td></td> <td></td> <td></td> <td></td> <td></td> <td colspan="12"></td> </tr> <tr> <td>Capital</td> <td></td> <td></td> <td></td> <td></td> <td></td> <td></td> <td></td> <td></td> <td></td> <td></td> <td></td> <td></td> <td></td> <td colspan="12"></td> </tr> <tr> <td>Total Operating</td> <td></td> <td></td> <td></td> <td></td> <td></td> <td></td> <td></td> <td></td> <td></td> <td></td> <td></td> <td></td> <td></td> <td colspan="12"></td> </tr> </tbody> </table>											Calc. for FY26																		Prior Actual	Est FY25	Orig. FY26	Est c/o to FY26	New \$ FY26		FY26	FY27	FY28	FY29	FY30	FY31	FUTURE	Total													EXPENDITURE PLAN (000'S)																										Design/Arch/Eng	6													6	Midway LS92												Land (or ROW)															Birchcrest/Quesada												Construction	160	2	1,292	-793	499								661	Burnt Store Road - Phase II												Internal Costs	10		55		55								65	Pellam - Midway												Equipment															US 41												Interest															19-0002 Biscayne to Sports Park Force Main Replacement (R&R Upsizing)												Other Fees & Costs															19-0006 Sunnybrook - North Access Rd. Force Main Replacement (R&R Upsizing)												Total Project Cost	176	2	1,347	-793	554								732													FUNDING PLAN (000'S)																										Utility Operations & Maint																											Utility Repair & Replace Fund																											Conn. Fee -Wastewater	176	2	1,347	-793	554								732													Conn. Fee -Water																										Total Funding	176	2	1,347	-793	554								732													LOAN REPAYMENT SCHEDULE (000'S)																																																				Total Loan Repayment																										OPERATING BUDGET IMPACT (000'S)																																																				Personal Svc.																										Non-personal																										Capital																										Total Operating																									
Calc. for FY26																																																																																																																																																																																																																																																																																																																																																																																																																																																																																																																																																																																																																																																																																																													
Prior Actual	Est FY25	Orig. FY26	Est c/o to FY26	New \$ FY26		FY26	FY27	FY28	FY29	FY30	FY31	FUTURE	Total																																																																																																																																																																																																																																																																																																																																																																																																																																																																																																																																																																																																																																																																																																
EXPENDITURE PLAN (000'S)																																																																																																																																																																																																																																																																																																																																																																																																																																																																																																																																																																																																																																																																																																													
Design/Arch/Eng	6													6	Midway LS92																																																																																																																																																																																																																																																																																																																																																																																																																																																																																																																																																																																																																																																																																														
Land (or ROW)															Birchcrest/Quesada																																																																																																																																																																																																																																																																																																																																																																																																																																																																																																																																																																																																																																																																																														
Construction	160	2	1,292	-793	499								661	Burnt Store Road - Phase II																																																																																																																																																																																																																																																																																																																																																																																																																																																																																																																																																																																																																																																																																															
Internal Costs	10		55		55								65	Pellam - Midway																																																																																																																																																																																																																																																																																																																																																																																																																																																																																																																																																																																																																																																																																															
Equipment															US 41																																																																																																																																																																																																																																																																																																																																																																																																																																																																																																																																																																																																																																																																																														
Interest															19-0002 Biscayne to Sports Park Force Main Replacement (R&R Upsizing)																																																																																																																																																																																																																																																																																																																																																																																																																																																																																																																																																																																																																																																																																														
Other Fees & Costs															19-0006 Sunnybrook - North Access Rd. Force Main Replacement (R&R Upsizing)																																																																																																																																																																																																																																																																																																																																																																																																																																																																																																																																																																																																																																																																																														
Total Project Cost	176	2	1,347	-793	554								732																																																																																																																																																																																																																																																																																																																																																																																																																																																																																																																																																																																																																																																																																																
FUNDING PLAN (000'S)																																																																																																																																																																																																																																																																																																																																																																																																																																																																																																																																																																																																																																																																																																													
Utility Operations & Maint																																																																																																																																																																																																																																																																																																																																																																																																																																																																																																																																																																																																																																																																																																													
Utility Repair & Replace Fund																																																																																																																																																																																																																																																																																																																																																																																																																																																																																																																																																																																																																																																																																																													
Conn. Fee -Wastewater	176	2	1,347	-793	554								732																																																																																																																																																																																																																																																																																																																																																																																																																																																																																																																																																																																																																																																																																																
Conn. Fee -Water																																																																																																																																																																																																																																																																																																																																																																																																																																																																																																																																																																																																																																																																																																													
Total Funding	176	2	1,347	-793	554								732																																																																																																																																																																																																																																																																																																																																																																																																																																																																																																																																																																																																																																																																																																
LOAN REPAYMENT SCHEDULE (000'S)																																																																																																																																																																																																																																																																																																																																																																																																																																																																																																																																																																																																																																																																																																													
Total Loan Repayment																																																																																																																																																																																																																																																																																																																																																																																																																																																																																																																																																																																																																																																																																																													
OPERATING BUDGET IMPACT (000'S)																																																																																																																																																																																																																																																																																																																																																																																																																																																																																																																																																																																																																																																																																																													
Personal Svc.																																																																																																																																																																																																																																																																																																																																																																																																																																																																																																																																																																																																																																																																																																													
Non-personal																																																																																																																																																																																																																																																																																																																																																																																																																																																																																																																																																																																																																																																																																																													
Capital																																																																																																																																																																																																																																																																																																																																																																																																																																																																																																																																																																																																																																																																																																													
Total Operating																																																																																																																																																																																																																																																																																																																																																																																																																																																																																																																																																																																																																																																																																																													

FY2026 Capital Improvements Budget / FY 2026 - FY 2031 Project Detail

Project No. c352408

GENERAL PROJECT DATA:		Status: In Progress	CONCURRENCY REQUIREMENTS (Y/N)		PROJECT NEED CRITERIA	PROJECT SCHEDULE	FY26	FY27	FY28	FY29	FY30	FY31		
Project Title:	Reclaimed Water Lines-Cochran Blvd.		Does project add new capacity?	N	Safety		1	2	3	4	1	2	3	4
Functional Area:	Utilities - Wastewater		Is project required to maintain level of service:	N	Mandate	Design/Arch								
Department:	Utilities - Engineering		- Within 5 years? List project in CIE	N	Replace	Land/ROW								
Location:	System Wide		- From 6 to 10 years? Monitor Annually	N	Growth	Construct								
						Equipment								

PROJECT DESCRIPTION:
 Expand reclaimed water system in areas along US 41 and other areas with potential commercial customers.

 Annual allocation of \$150K discontinues.

 (Reissued from c350902)

PROJECT RATIONALE (Include Additional LOS Detail, if necessary):
 Install reclaimed water service lines to irrigation systems where landscape revitalization projects are established thereby eliminating the use of potable water for irrigation purposes.

OPERATING BUDGET IMPACT:
 Without this project there would be a significant demand on potable water supplies in the revitalization areas.
 Note: New reclaimed lines are considered waste water expansion.

REPLACEMENT COUNTY PROPERTY NO.:

	Prior Actual	Est FY25	Calc. for FY26			FY26	FY27	FY28	FY29	FY30	FY31	FUTURE	Total
			(1) Orig. FY26	(2) Est c/o to FY26	(3) New \$ FY26								
EXPENDITURE PLAN (000'S)													
Design/Arch/Eng			20	221		241							241
Land (or ROW)													
Construction	139	262	120	903	-568	454							855
Internal Costs	11	22	10	-6		4							37
Equipment													
Interest													
Other Fees & Costs													
Total Project Cost	150	284	150	1,118	-568	700							1,134
FUNDING PLAN (000'S)													
Utility Repair & Replace Fund													
Conn. Fee -Wastewater	150	284	150	1,118	-568	700							1,134
Conn. Fee -Water													
Utility Operations & Maint													
Debt Proceeds													
Sales Tax 2009													
Other Fund													
Sinking Fund													
Total Funding	150	284	150	1,118	-568	700							1,134
LOAN REPAYMENT SCHEDULE (000'S)													
Total Loan Repayment													
OPERATING BUDGET IMPACT (000'S)													
Personal Svc.													
Non-personal													
Capital													
Total Operating													

FY2026 Capital Improvements Budget / FY 2026 - FY 2031 Project Detail											Project No. c352409												
GENERAL PROJECT DATA:			CONCURRENCY REQUIREMENTS			(Y/N)	PROJECT NEED CRITERIA		PROJECT SCHEDULE		FY26		FY27		FY28		FY29		FY30		FY31		
Project Title: Old Landfill Road Improvements			Status: In Progress			Does project add new capacity?		N		Safety		x		Design/Arch									
Functional Area: Utilities - Water & Wastewater			Department: Utilities - Administration			Location: Mid County		Is project required to maintain level of service: - Within 5 years? List project in CIE - From 6 to 10 years? Monitor Annually		N/A		Mandate		Land/ROW		Replace		Construct		Growth		Equipment	
PROJECT DESCRIPTION:											PROJECT RATIONALE (Include Additional LOS Detail, if necessary):												
Provide the necessary safety improvements on Old Landfill Road. Project location is from the intersection at Loveland Blvd. going east to the gated entrance at the Utilities East Port Water Reclamation Facility.											Professional engineering/consulting services to provide all work and tasks necessary to produce construction-ready plans to make safety improvements to Old Landfill Road. Project location is from the intersection at Loveland Blvd. going east to the gated entrance at the Utilities East Port Water Reclamation Facility.												
OPERATING BUDGET IMPACT:											Construction safety improvements to be performed after professional services evaluation and recommendations.												
Project given to Public Works to oversee. Possible road maintenance maintenance into the future.											Improved roadway safety can reduce the number and severity of crashes on roadways, and reduce injuries and fatalities. The road is currently being traveled by semi-trucks, Waste Management trucks, and county vehicles. Construction will soon begin on the East Port WRF Expansion project which will also increase the traffic. A new public public facility is currently being constructed which will now open up this roadway to the public.												
Calc. for FY26																							
	Prior Actual	Est FY25	Orig. FY26	Est c/o to FY26	New \$ FY26	FY26	FY27	FY28	FY29	FY30	FY31	FUTURE	Total										
EXPENDITURE PLAN (000'S)																							
Design/Arch/Eng		31		469	-65	405								435									
Land (or ROW)																							
Construction				4,500	-4,500								6,254	6,254									
Internal Costs	16	9		200	-160	40							313	377									
Equipment																							
Interest																							
Other Fees & Costs																							
Total Project Cost	16	40		5,170	-4,725	445							6,567	7,067									
FUNDING PLAN (000'S)																							
Utility Operations & Maint	16	40		5,170	-4,725	445							6,567	7,067									
Total Funding	16	40		5,170	-4,725	445							6,567	7,067									
LOAN REPAYMENT SCHEDULE (000'S)																							
Total Loan Repayment																							
OPERATING BUDGET IMPACT (000'S)																							
Personal Svc.																							
Non-personal																							
Capital																							
Total Operating																							

FY2026 Capital Improvements Budget / FY 2026 - FY 2031 Project Detail

Project No. c352601

GENERAL PROJECT DATA:		Status	New	CONCURRENCY REQUIREMENTS		(Y/N)	PROJECT NEED	PROJECT	FY26	FY27	FY28	FY29	FY30	FY31
Project Title: Ohara Wastewater Lift Station				Does project add new capacity?		N	CRITERIA	SCHEDULE	1 2 3 4	1 2 3 4	1 2 3 4	1 2 3 4	1 2 3 4	1 2 3 4
Functional Area: Utilities Wastewater Collection System				Is project required to maintain level of service:			Safety	Design/Arch						
Department: Utilities - Engineering				- Within 5 years? List project in CIE		N/A	Mandate	Land/ROW						
Location: Mid County				- From 6 to 10 years? Monitor Annually		N/A	Replace	Construct						
PROJECT DESCRIPTION:							Growth	Equipment						

Construct and place into service a complete and functional wastewater lift station to increase the wastewater system's capacity and flexibility.

PROJECT RATIONALE (Include Additional LOS Detail, if necessary):

Replace antiquated lift station #23 which is approximately 43-45 years old. This lift station plays a critical role in transporting sewage from lower to higher elevations, ensuring proper flow and preventing backups. However, this lift station suffers from inefficiencies and performance issues that compromises its effectiveness. This outdated lift station faces various issues due to mechanical failures, outdated control systems, aging pipes, tanks and structural components, capacity limitations, and high maintenance costs. A new lift station will provide enhanced pumping capacity, energy efficiency, improved reliability, and enhanced safety. Engineering Consultant hydraulic modeling build out condition results predicts lag pump on and dead-heading.

OPERATING BUDGET IMPACT:

Average maintenance and operations \$3350 annually.

	Prior Actual	Est FY25	Calc. for FY26			FY26	FY27	FY28	FY29	FY30	FY31	FUTURE	Total
			Orig. FY26	Est c/o to FY26	New \$ FY26								
EXPENDITURE PLAN (000'S)													
Design/Arch/Eng					125	125							125
Land (or ROW)													
Construction					1,250	1,250							1,250
Internal Costs					125	125							125
Equipment													
Interest													
Other Fees & Costs													
Total Project Cost					1,500	1,500							1,500
FUNDING PLAN (000'S)													
Utility Operations & Maint													
Utility Repair & Replace Fund													
Conn. Fee -Wastewater					1,500	1,500							1,500
Conn. Fee -Water													
Total Funding					1,500	1,500							1,500
LOAN REPAYMENT SCHEDULE (000'S)													
Total Loan Repayment													
OPERATING BUDGET IMPACT (000'S)													
Personal Svc.													
Non-personal													
Capital								3	3	3		4	14
Total Operating								3	3	3		4	14

FY2026 Capital Improvements Budget / FY 2026 - FY 2031 Project Detail

Project No. c352602

GENERAL PROJECT DATA:		Status	New	CONCURRENCY REQUIREMENTS		(Y/N)	PROJECT NEED CRITERIA		PROJECT SCHEDULE	FY26			FY27			FY28			FY29			FY30			FY31				
Project Title: East Port Maintenance Building				Does project add new capacity?		N	Safety		Design/Arch	1	2	3	4	1	2	3	4	1	2	3	4	1	2	3	4	1	2	3	4
Functional Area: Operations				Is project required to maintain level of service:			Mandate		Land/ROW																				
Department: Utilities - I&C and Maintenance				- Within 5 years? List project in CIE		N/A	Replace		Construct																				
Location: System Wide				- From 6 to 10 years? Monitor Annually		N/A	Growth		Equipment																				

PROJECT DESCRIPTION:
Purchase a pre-engineered steel building approximately 60' x 80' to be located at the East Port Water Reclamation Facility.

PROJECT RATIONALE (Include Additional LOS Detail, if necessary):
The current space used by the Instrumentation & Control (I&C) and Maintenance groups for meetings and maintenance work is being proposed for repurposing due to the expansion at the East Port WRF. Therefore, the I&C and Maintenance workgroups require new working space.

OPERATING BUDGET IMPACT:
Building electricity, water/sewer bill, building maintenance.

This new building will provide adequate space to conduct maintenance and repair work.

Calc. for FY26													
	Prior Actual	Est FY25	Orig. FY26	Est c/o to FY26	New \$ FY26	FY26	FY27	FY28	FY29	FY30	FY31	FUTURE	Total

EXPENDITURE PLAN (000'S)													
Design/Arch/Eng													
Land (or ROW)													
Construction				500	500								500
Internal Costs				25	25								25
Equipment													
Interest													
Other Fees & Costs													
Total Project Cost					525	525							525

FUNDING PLAN (000'S)													
Utility Operations & Maint					525	525							525
Utility Repair & Replace Fund													
Conn. Fee -Wastewater													
Conn. Fee -Water													
Total Funding					525	525							525

LOAN REPAYMENT SCHEDULE (000'S)													
Total Loan Repayment													

OPERATING BUDGET IMPACT (000'S)													
Personal Svc.													
Non-personal													
Capital					1	1	1	1	1	1	1		3
Total Operating					1	1	1	1	1	1	1		3

FY2026 Capital Improvements Budget / FY 2026 - FY 2031 Project Detail												Project No. c361603																																																																																																																																																																																																																																																																																																																																																																																																																								
GENERAL PROJECT DATA:			Status: In Progress			CONCURRENCY REQUIREMENTS:			PROJECT NEED CRITERIA		PROJECT SCHEDULE		FY26	FY27	FY28	FY29	FY30	FY31																																																																																																																																																																																																																																																																																																																																																																																																																		
Project Title: Ackerman Septic to Sewer and Water Expansion			Does project add new capacity? Yes			Safety		X		Design/Arch	1	2	3	4	1	2	3	4																																																																																																																																																																																																																																																																																																																																																																																																																		
Functional Area: Utilities - Wastewater			Is project required to maintain level of service: Yes			Mandate				Land/ROW																																																																																																																																																																																																																																																																																																																																																																																																																										
Department: Utilities - Engineering			- Within 5 years? List project in CIE No			Replace				Construct																																																																																																																																																																																																																																																																																																																																																																																																																										
Location: Mid County			- From 6 to 10 years? Monitor Annually No			Growth		X		Equipment																																																																																																																																																																																																																																																																																																																																																																																																																										
PROJECT DESCRIPTION:																																																																																																																																																																																																																																																																																																																																																																																																																																				
As a portion of the Charlotte Harbor Water Quality Initiative Phase II, this project will provide central wastewater service to the area south of Edgewater Drive within the drainage basin of Ackerman and Countryman Waterways and extend water service concurrently with wastewater service where water mains are currently not existant in accordance with the Smart Charlotte 2050 plan goals.																																																																																																																																																																																																																																																																																																																																																																																																																																				
This capital project includes CCU funded infrastructure improvements consistent with CCU policies. Improvements include a new master vacuum pump station, a new 12" wastewater force main, new reclaimed water main, replacement of existing water mains to meet fire demand, that are asbestos cement, or that have reached their useful life and streets and drainage improvements.																																																																																																																																																																																																																																																																																																																																																																																																																																				
Estimated ERC: 1,760																																																																																																																																																																																																																																																																																																																																																																																																																																				
OPERATING BUDGET IMPACT:																																																																																																																																																																																																																																																																																																																																																																																																																																				
Increase in staffing is a minimum of two full-time operations employees for the vaccuum station.																																																																																																																																																																																																																																																																																																																																																																																																																																				
<table border="1"> <thead> <tr> <th rowspan="2"></th> <th rowspan="2">Prior Actual</th> <th rowspan="2">Est FY25</th> <th colspan="3">Calc. for FY26</th> <th rowspan="2">FY26</th> <th rowspan="2">FY27</th> <th rowspan="2">FY28</th> <th rowspan="2">FY29</th> <th rowspan="2">FY30</th> <th rowspan="2">FY31</th> <th rowspan="2">FUTURE</th> <th rowspan="2">Total</th> </tr> <tr> <th>(1) Orig. FY26</th> <th>(2) Est c/o to FY26</th> <th>(3) New \$ FY26</th> </tr> </thead> <tbody> <tr> <td>Design/Arch/Eng</td> <td>2,494</td> <td>16</td> <td></td> <td>196</td> <td>196</td> <td></td> <td></td> <td></td> <td></td> <td></td> <td></td> <td></td> <td>2,706</td> </tr> <tr> <td>Land (or ROW)</td> <td>32</td> <td></td> <td></td> <td></td> <td></td> <td></td> <td></td> <td></td> <td></td> <td></td> <td></td> <td></td> <td>32</td> </tr> <tr> <td>Construction</td> <td>18,347</td> <td>1,377</td> <td></td> <td>42,477</td> <td>42,477</td> <td></td> <td></td> <td></td> <td></td> <td></td> <td></td> <td></td> <td>62,202</td> </tr> <tr> <td>Internal Costs</td> <td>1,215</td> <td>61</td> <td></td> <td>483</td> <td>483</td> <td></td> <td></td> <td></td> <td></td> <td></td> <td></td> <td></td> <td>1,759</td> </tr> <tr> <td>Equipment</td> <td></td> <td></td> <td></td> <td></td> <td></td> <td></td> <td></td> <td></td> <td></td> <td></td> <td></td> <td></td> <td></td> </tr> <tr> <td>Interest</td> <td>91</td> <td>21</td> <td>84</td> <td></td> <td>84</td> <td>142</td> <td>135</td> <td>127</td> <td>120</td> <td>112</td> <td>779</td> <td></td> <td>1,610</td> </tr> <tr> <td>Other Fees & Costs</td> <td>21</td> <td></td> <td></td> <td>2,281</td> <td>2,281</td> <td></td> <td></td> <td></td> <td></td> <td></td> <td></td> <td></td> <td>2,301</td> </tr> <tr> <td>Total Project Cost</td> <td>22,199</td> <td>1,475</td> <td>84</td> <td>45,438</td> <td>45,521</td> <td>142</td> <td>135</td> <td>127</td> <td>120</td> <td>112</td> <td>779</td> <td></td> <td>70,610</td> </tr> <tr> <td>Utility Operations & Maint</td> <td></td> <td></td> <td></td> <td>63</td> <td>63</td> <td></td> <td></td> <td></td> <td></td> <td></td> <td></td> <td></td> <td>63</td> </tr> <tr> <td>State Revolving Fund</td> <td>10,779</td> <td>814</td> <td></td> <td>24,828</td> <td>23,761</td> <td></td> <td></td> <td></td> <td></td> <td></td> <td></td> <td></td> <td>35,354</td> </tr> <tr> <td>Conn. Fee -Wastewater</td> <td></td> <td></td> <td></td> <td></td> <td></td> <td></td> <td></td> <td></td> <td></td> <td></td> <td></td> <td></td> <td></td> </tr> <tr> <td>Utility Repair & Replace Fund</td> <td>4,903</td> <td></td> <td></td> <td>11,546</td> <td>12,614</td> <td></td> <td></td> <td></td> <td></td> <td></td> <td></td> <td></td> <td>17,518</td> </tr> <tr> <td>MSBU Assessments</td> <td>5,516</td> <td>661</td> <td>84</td> <td>3,522</td> <td>-2,000</td> <td>1,606</td> <td>142</td> <td>135</td> <td>127</td> <td>120</td> <td>112</td> <td>779</td> <td>9,197</td> </tr> <tr> <td>Grants</td> <td>1,000</td> <td></td> <td></td> <td>5,200</td> <td>2,000</td> <td>7,200</td> <td></td> <td></td> <td></td> <td></td> <td></td> <td></td> <td>8,200</td> </tr> <tr> <td>Debt Proceeds</td> <td></td> <td></td> <td></td> <td></td> <td></td> <td></td> <td></td> <td></td> <td></td> <td></td> <td></td> <td></td> <td></td> </tr> <tr> <td>Conn. Fee -Water</td> <td></td> <td></td> <td></td> <td>278</td> <td>278</td> <td></td> <td></td> <td></td> <td></td> <td></td> <td></td> <td></td> <td>278</td> </tr> <tr> <td>TOTAL FUNDING</td> <td>22,199</td> <td>1,475</td> <td>84</td> <td>45,438</td> <td>45,521</td> <td>142</td> <td>135</td> <td>127</td> <td>120</td> <td>112</td> <td>779</td> <td></td> <td>70,610</td> </tr> <tr> <td colspan="18">LOAN REPAYMENT SCHEDULE (000'S)</td> </tr> <tr> <td>MSBU Assessments</td> <td></td> <td></td> <td></td> <td></td> <td></td> <td></td> <td></td> <td></td> <td></td> <td></td> <td></td> <td></td> <td></td> </tr> <tr> <td>Base Rate - Sewer</td> <td></td> <td></td> <td></td> <td></td> <td></td> <td></td> <td></td> <td></td> <td></td> <td></td> <td></td> <td></td> <td></td> </tr> <tr> <td>Utility Operations & Maint</td> <td></td> <td></td> <td></td> <td></td> <td></td> <td></td> <td></td> <td></td> <td></td> <td></td> <td></td> <td></td> <td></td> </tr> <tr> <td>TOTAL LOAN REPAYMENT</td> <td></td> <td></td> <td></td> <td></td> <td></td> <td></td> <td></td> <td></td> <td></td> <td></td> <td></td> <td></td> <td></td> </tr> <tr> <td colspan="18">OPERATING BUDGET IMPACT (000'S)</td> </tr> <tr> <td>Personal Svc.</td> <td></td> <td></td> <td></td> <td></td> <td></td> <td></td> <td></td> <td></td> <td></td> <td></td> <td></td> <td></td> <td></td> </tr> <tr> <td>Non-personal</td> <td></td> <td></td> <td></td> <td></td> <td></td> <td></td> <td></td> <td></td> <td></td> <td></td> <td></td> <td></td> <td></td> </tr> <tr> <td>Capital</td> <td></td> <td></td> <td></td> <td></td> <td></td> <td></td> <td></td> <td></td> <td></td> <td></td> <td></td> <td></td> <td></td> </tr> <tr> <td>Total Operating</td> <td></td> <td></td> <td></td> <td></td> <td></td> <td></td> <td></td> <td></td> <td></td> <td></td> <td></td> <td></td> <td></td> </tr> </tbody> </table>																			Prior Actual	Est FY25	Calc. for FY26			FY26	FY27	FY28	FY29	FY30	FY31	FUTURE	Total	(1) Orig. FY26	(2) Est c/o to FY26	(3) New \$ FY26	Design/Arch/Eng	2,494	16		196	196								2,706	Land (or ROW)	32												32	Construction	18,347	1,377		42,477	42,477								62,202	Internal Costs	1,215	61		483	483								1,759	Equipment														Interest	91	21	84		84	142	135	127	120	112	779		1,610	Other Fees & Costs	21			2,281	2,281								2,301	Total Project Cost	22,199	1,475	84	45,438	45,521	142	135	127	120	112	779		70,610	Utility Operations & Maint				63	63								63	State Revolving Fund	10,779	814		24,828	23,761								35,354	Conn. Fee -Wastewater														Utility Repair & Replace Fund	4,903			11,546	12,614								17,518	MSBU Assessments	5,516	661	84	3,522	-2,000	1,606	142	135	127	120	112	779	9,197	Grants	1,000			5,200	2,000	7,200							8,200	Debt Proceeds														Conn. Fee -Water				278	278								278	TOTAL FUNDING	22,199	1,475	84	45,438	45,521	142	135	127	120	112	779		70,610	LOAN REPAYMENT SCHEDULE (000'S)																		MSBU Assessments														Base Rate - Sewer														Utility Operations & Maint														TOTAL LOAN REPAYMENT														OPERATING BUDGET IMPACT (000'S)																		Personal Svc.														Non-personal														Capital														Total Operating													
	Prior Actual	Est FY25	Calc. for FY26			FY26	FY27	FY28	FY29	FY30	FY31	FUTURE	Total																																																																																																																																																																																																																																																																																																																																																																																																																							
			(1) Orig. FY26	(2) Est c/o to FY26	(3) New \$ FY26																																																																																																																																																																																																																																																																																																																																																																																																																															
Design/Arch/Eng	2,494	16		196	196								2,706																																																																																																																																																																																																																																																																																																																																																																																																																							
Land (or ROW)	32												32																																																																																																																																																																																																																																																																																																																																																																																																																							
Construction	18,347	1,377		42,477	42,477								62,202																																																																																																																																																																																																																																																																																																																																																																																																																							
Internal Costs	1,215	61		483	483								1,759																																																																																																																																																																																																																																																																																																																																																																																																																							
Equipment																																																																																																																																																																																																																																																																																																																																																																																																																																				
Interest	91	21	84		84	142	135	127	120	112	779		1,610																																																																																																																																																																																																																																																																																																																																																																																																																							
Other Fees & Costs	21			2,281	2,281								2,301																																																																																																																																																																																																																																																																																																																																																																																																																							
Total Project Cost	22,199	1,475	84	45,438	45,521	142	135	127	120	112	779		70,610																																																																																																																																																																																																																																																																																																																																																																																																																							
Utility Operations & Maint				63	63								63																																																																																																																																																																																																																																																																																																																																																																																																																							
State Revolving Fund	10,779	814		24,828	23,761								35,354																																																																																																																																																																																																																																																																																																																																																																																																																							
Conn. Fee -Wastewater																																																																																																																																																																																																																																																																																																																																																																																																																																				
Utility Repair & Replace Fund	4,903			11,546	12,614								17,518																																																																																																																																																																																																																																																																																																																																																																																																																							
MSBU Assessments	5,516	661	84	3,522	-2,000	1,606	142	135	127	120	112	779	9,197																																																																																																																																																																																																																																																																																																																																																																																																																							
Grants	1,000			5,200	2,000	7,200							8,200																																																																																																																																																																																																																																																																																																																																																																																																																							
Debt Proceeds																																																																																																																																																																																																																																																																																																																																																																																																																																				
Conn. Fee -Water				278	278								278																																																																																																																																																																																																																																																																																																																																																																																																																							
TOTAL FUNDING	22,199	1,475	84	45,438	45,521	142	135	127	120	112	779		70,610																																																																																																																																																																																																																																																																																																																																																																																																																							
LOAN REPAYMENT SCHEDULE (000'S)																																																																																																																																																																																																																																																																																																																																																																																																																																				
MSBU Assessments																																																																																																																																																																																																																																																																																																																																																																																																																																				
Base Rate - Sewer																																																																																																																																																																																																																																																																																																																																																																																																																																				
Utility Operations & Maint																																																																																																																																																																																																																																																																																																																																																																																																																																				
TOTAL LOAN REPAYMENT																																																																																																																																																																																																																																																																																																																																																																																																																																				
OPERATING BUDGET IMPACT (000'S)																																																																																																																																																																																																																																																																																																																																																																																																																																				
Personal Svc.																																																																																																																																																																																																																																																																																																																																																																																																																																				
Non-personal																																																																																																																																																																																																																																																																																																																																																																																																																																				
Capital																																																																																																																																																																																																																																																																																																																																																																																																																																				
Total Operating																																																																																																																																																																																																																																																																																																																																																																																																																																				
PROJECT RATIONALE (Include Additional LOS Detail, if necessary):																																																																																																																																																																																																																																																																																																																																																																																																																																				
Part of the Specific Conditions of the FDEP permit and Net Ecosystem Benefits of the USACOE permit to remove the Manchester Lock was to commence and complete a phased sewer expansion in the Little Alligator drainage basin commencing with the area between East and West Spring Lake.																																																																																																																																																																																																																																																																																																																																																																																																																																				
This CIP is the second component to address the FDEP and USACOE directives.																																																																																																																																																																																																																																																																																																																																																																																																																																				
<p>SRF Loans</p> <ul style="list-style-type: none"> \$1,901,981 WW8024-0 Design \$11,154,722 WW802H-0 Zones 1 & 2 Construction \$11,273,686 WW802J-0 Zones 3 & 4 Construction <p>Grants</p> <ul style="list-style-type: none"> \$1,000,000 FY22 LPA0151 Legislative Appropriation (FDEP) \$2,000,000 FY23 LPA0261 Legislative Appropriation (FDEP) \$3,200,000 FY24 Pending Legislative Appropriation (Federal) \$1,018,560 Presumed future connection grants 																																																																																																																																																																																																																																																																																																																																																																																																																																				

FY2026 Capital Improvements Budget / FY 2026 - FY 2031 Project Detail											Project No. c362001																																																																																																																																																																																																																																																																																																																																
GENERAL PROJECT DATA:		Status:	CONCURRENCY REQUIREMENTS		(Y/N)	PROJECT NEED CRITERIA		PROJECT SCHEDULE		FY26			FY27			FY28			FY29			FY30			FY31																																																																																																																																																																																																																																																																																																																		
Project Title:	Relocation Needs Utility Pipe Replacement - Public Works		In Progress	Does project add new capacity?		No	Safety	Design/Arch	1	2	3	4	1	2	3	4	1	2	3	4	1	2	3	4	1	2	3	4	1	2	3	4																																																																																																																																																																																																																																																																																																											
Functional Area:	Projects Utilities - Water & Wastewater & Reclaim		Is project required to maintain level of service:		N/A	Mandate	Land/ROW																																																																																																																																																																																																																																																																																																																																				
Department:	Utilities - Engineering		- Within 5 years? List project in CIE		N/A	Replace	Construct																																																																																																																																																																																																																																																																																																																																				
Location:	System Wide		- From 6 to 10 years? Monitor Annually		N/A	Growth	Equipment																																																																																																																																																																																																																																																																																																																																				
PROJECT DESCRIPTION:							PROJECT RATIONALE (Include Additional LOS Detail, if necessary):																																																																																																																																																																																																																																																																																																																																				
Relocation of utility infrastructure in conjunction with FDOT and Public Works projects such as turn lanes, signals, sidewalk improvements, intersection improvements, roadway widening, storm drainage improvements, bridges, waterway crossings, and other gas tax and MSBU projects where utility pipes become a conflict and require relocation and/or replacement.							CIP supports FDOT Public Works projects requiring relocation and/or replacement of utility infrastructure.																																																																																																																																																																																																																																																																																																																																				
Annual allocation of \$1.742M discontinues.																																																																																																																																																																																																																																																																																																																																											
OPERATING BUDGET IMPACT:																																																																																																																																																																																																																																																																																																																																											
Annual valve exercising and air release valve inspections for wastewater. No operational impacts on new mains. Water distribution system - 5 year valve exercising and hydrant flushing.																																																																																																																																																																																																																																																																																																																																											
													<table border="1"> <thead> <tr> <th colspan="5">Calc. for FY26</th> <th rowspan="2">FY26</th> <th rowspan="2">FY27</th> <th rowspan="2">FY28</th> <th rowspan="2">FY29</th> <th rowspan="2">FY30</th> <th rowspan="2">FY31</th> <th rowspan="2">FUTURE</th> <th rowspan="2">Total</th> </tr> <tr> <th>Prior Actual</th> <th>Est FY25</th> <th>Orig. FY26</th> <th>Est c/o to FY26</th> <th>New \$ FY26</th> </tr> </thead> <tbody> <tr> <td colspan="13">EXPENDITURE PLAN (000'S)</td> </tr> <tr> <td>Design/Arch/Eng</td> <td>7</td> <td>32</td> <td>174</td> <td>1,094</td> <td></td> <td></td> <td></td> <td></td> <td></td> <td></td> <td></td> <td>1,307</td> </tr> <tr> <td>Land (or ROW)</td> <td></td> <td></td> <td></td> <td></td> <td></td> <td></td> <td></td> <td></td> <td></td> <td></td> <td></td> <td></td> </tr> <tr> <td>Construction</td> <td>1,012</td> <td>25</td> <td>1,481</td> <td>5,588</td> <td>1,423</td> <td>8,492</td> <td></td> <td></td> <td></td> <td></td> <td></td> <td>9,528</td> </tr> <tr> <td>Internal Costs</td> <td>20</td> <td></td> <td>87</td> <td>546</td> <td></td> <td>633</td> <td></td> <td></td> <td></td> <td></td> <td></td> <td>653</td> </tr> <tr> <td>Equipment</td> <td></td> <td></td> <td></td> <td></td> <td></td> <td></td> <td></td> <td></td> <td></td> <td></td> <td></td> <td></td> </tr> <tr> <td>Interest</td> <td></td> <td></td> <td></td> <td></td> <td></td> <td></td> <td></td> <td></td> <td></td> <td></td> <td></td> <td></td> </tr> <tr> <td>Other Fees & Costs</td> <td></td> <td></td> <td></td> <td></td> <td></td> <td></td> <td></td> <td></td> <td></td> <td></td> <td></td> <td></td> </tr> <tr> <td>Total Project Cost</td> <td>1,038</td> <td>57</td> <td>1,742</td> <td>7,228</td> <td>1,423</td> <td>10,393</td> <td></td> <td></td> <td></td> <td></td> <td></td> <td>11,488</td> </tr> <tr> <td colspan="13">FUNDING PLAN (000'S)</td> </tr> <tr> <td>Utility Operations & Maint</td> <td></td> <td></td> <td></td> <td></td> <td></td> <td></td> <td></td> <td></td> <td></td> <td></td> <td></td> <td></td> </tr> <tr> <td>Utility Repair & Replace Fund</td> <td>1,038</td> <td>57</td> <td>1,742</td> <td>7,228</td> <td>1,423</td> <td>10,393</td> <td></td> <td></td> <td></td> <td></td> <td></td> <td>11,488</td> </tr> <tr> <td>Conn. Fee -Wastewater</td> <td></td> <td></td> <td></td> <td></td> <td></td> <td></td> <td></td> <td></td> <td></td> <td></td> <td></td> <td></td> </tr> <tr> <td>Conn. Fee -Water</td> <td></td> <td></td> <td></td> <td></td> <td></td> <td></td> <td></td> <td></td> <td></td> <td></td> <td></td> <td></td> </tr> <tr> <td>Total Funding</td> <td>1,038</td> <td>57</td> <td>1,742</td> <td>7,228</td> <td>1,423</td> <td>10,393</td> <td></td> <td></td> <td></td> <td></td> <td></td> <td>11,488</td> </tr> <tr> <td colspan="13">LOAN REPAYMENT SCHEDULE (000'S)</td> </tr> <tr> <td>Total Loan Repayment</td> <td></td> <td></td> <td></td> <td></td> <td></td> <td></td> <td></td> <td></td> <td></td> <td></td> <td></td> <td></td> </tr> <tr> <td colspan="13">OPERATING BUDGET IMPACT (000'S)</td> </tr> <tr> <td>Personal Svc.</td> <td></td> <td></td> <td></td> <td></td> <td></td> <td></td> <td></td> <td></td> <td></td> <td></td> <td></td> <td></td> </tr> <tr> <td>Non-personal</td> <td></td> <td></td> <td></td> <td></td> <td></td> <td>1</td> <td>1</td> <td>1</td> <td>1</td> <td>3</td> <td>3</td> <td>3</td> </tr> <tr> <td>Capital</td> <td></td> <td></td> <td></td> <td></td> <td></td> <td></td> <td></td> <td></td> <td></td> <td></td> <td></td> <td></td> </tr> <tr> <td>Total Operating</td> <td></td> <td></td> <td></td> <td></td> <td></td> <td>1</td> <td>1</td> <td>1</td> <td>1</td> <td>3</td> <td>3</td> <td>3</td> </tr> </tbody> </table>															Calc. for FY26					FY26	FY27	FY28	FY29	FY30	FY31	FUTURE	Total	Prior Actual	Est FY25	Orig. FY26	Est c/o to FY26	New \$ FY26	EXPENDITURE PLAN (000'S)													Design/Arch/Eng	7	32	174	1,094								1,307	Land (or ROW)													Construction	1,012	25	1,481	5,588	1,423	8,492						9,528	Internal Costs	20		87	546		633						653	Equipment													Interest													Other Fees & Costs													Total Project Cost	1,038	57	1,742	7,228	1,423	10,393						11,488	FUNDING PLAN (000'S)													Utility Operations & Maint													Utility Repair & Replace Fund	1,038	57	1,742	7,228	1,423	10,393						11,488	Conn. Fee -Wastewater													Conn. Fee -Water													Total Funding	1,038	57	1,742	7,228	1,423	10,393						11,488	LOAN REPAYMENT SCHEDULE (000'S)													Total Loan Repayment													OPERATING BUDGET IMPACT (000'S)													Personal Svc.													Non-personal						1	1	1	1	3	3	3	Capital													Total Operating						1	1	1	1	3	3	3
Calc. for FY26					FY26	FY27	FY28	FY29	FY30	FY31	FUTURE	Total																																																																																																																																																																																																																																																																																																																															
Prior Actual	Est FY25	Orig. FY26	Est c/o to FY26	New \$ FY26																																																																																																																																																																																																																																																																																																																																							
EXPENDITURE PLAN (000'S)																																																																																																																																																																																																																																																																																																																																											
Design/Arch/Eng	7	32	174	1,094								1,307																																																																																																																																																																																																																																																																																																																															
Land (or ROW)																																																																																																																																																																																																																																																																																																																																											
Construction	1,012	25	1,481	5,588	1,423	8,492						9,528																																																																																																																																																																																																																																																																																																																															
Internal Costs	20		87	546		633						653																																																																																																																																																																																																																																																																																																																															
Equipment																																																																																																																																																																																																																																																																																																																																											
Interest																																																																																																																																																																																																																																																																																																																																											
Other Fees & Costs																																																																																																																																																																																																																																																																																																																																											
Total Project Cost	1,038	57	1,742	7,228	1,423	10,393						11,488																																																																																																																																																																																																																																																																																																																															
FUNDING PLAN (000'S)																																																																																																																																																																																																																																																																																																																																											
Utility Operations & Maint																																																																																																																																																																																																																																																																																																																																											
Utility Repair & Replace Fund	1,038	57	1,742	7,228	1,423	10,393						11,488																																																																																																																																																																																																																																																																																																																															
Conn. Fee -Wastewater																																																																																																																																																																																																																																																																																																																																											
Conn. Fee -Water																																																																																																																																																																																																																																																																																																																																											
Total Funding	1,038	57	1,742	7,228	1,423	10,393						11,488																																																																																																																																																																																																																																																																																																																															
LOAN REPAYMENT SCHEDULE (000'S)																																																																																																																																																																																																																																																																																																																																											
Total Loan Repayment																																																																																																																																																																																																																																																																																																																																											
OPERATING BUDGET IMPACT (000'S)																																																																																																																																																																																																																																																																																																																																											
Personal Svc.																																																																																																																																																																																																																																																																																																																																											
Non-personal						1	1	1	1	3	3	3																																																																																																																																																																																																																																																																																																																															
Capital																																																																																																																																																																																																																																																																																																																																											
Total Operating						1	1	1	1	3	3	3																																																																																																																																																																																																																																																																																																																															

FY2026 Capital Improvements Budget / FY 2026 - FY 2031 Project Detail

Project No. c362002

GENERAL PROJECT DATA:		Status: In Progress	CONCURRENCY REQUIREMENTS		(Y/N)	PROJECT NEED CRITERIA	PROJECT SCHEDULE	FY26	FY27	FY28	FY29	FY30	FY31	
Project Title:	SCADA System Upgrades		Does project add new capacity?		N	Safety	1	2	3	4	1	2	3	4
Functional Area:	Utilities - Water & Wastewater & Reclaim		Is project required to maintain level of service:		Y	Mandate								
Department:	Utilities - Operations		- Within 5 years? List project in CIE		N	Replace								
Location:	System Wide		- From 6 to 10 years? Monitor Annually		N	Growth	X							

PROJECT DESCRIPTION:
 Supervisory Control and Data Acquisition System (SCADA) upgrades for Utility Operation Divisions Water, Wastewater, and Reclaim facilities to meet short-term and long-term visions for the Utility. Per the recommendations of the SCADA Master Plan, the Utility will be migrating from the current Data Flow System to a new Human Machine Interface (HMI) system called VTScada. The migration will also separate the SCADA network from the Business IT network.

System upgrade projects will include software conversions and some hardware replacements or improvements, control panel replacements, and fiber optic network installations at various facilities throughout the Charlotte County Utilities distribution and collection system.

OPERATING BUDGET IMPACT:
 Annual VTSCADA License & Support Contract with Trihedral \$16,865. Annual consulting support McKim and Creed \$50,000. Annual licenses and software charged by the IT Department regarding SCADA \$19,500. These costs are not new and have been in the existing budgets for years. Future may have additional costs whenever the conversion from radio to cellular takes place on existing or older units.

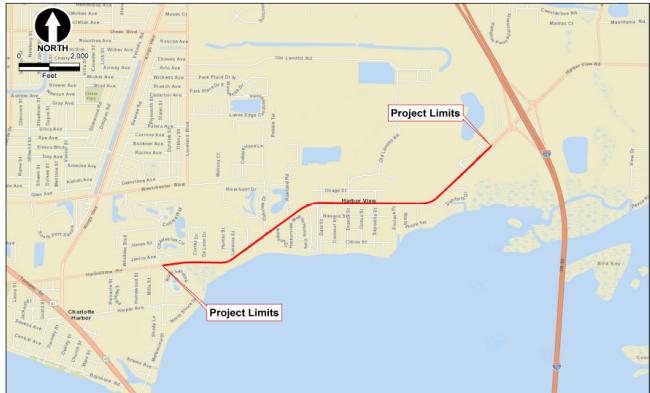
PROJECT RATIONALE (Include Additional LOS Detail, if necessary):

Obtain a single software platform to create a uniform, enterprise-level SCADA system that is common across water, wastewater, reclaim, and integrates with all major facilities as well as remote sites. Additionally, islanding out the historian function from the central Murdock location. This process will require migration from the current systems to a shared common platform, by replacing the current SCADA system with a different system capable of meeting Charlotte County Utilities' future needs. In addition, the Utility will seek professional services accordingly relating to Cybersecurity, implementation, and overall project assistance as required.

REPLACEMENT COUNTY PROPERTY NO.:

	Prior Actual	Est FY25	Calc. for FY26			FY26	FY27	FY28	FY29	FY30	FY31	FUTURE	Total
			(1) Orig. FY26	(2) Est c/o to FY26	(3) New \$ FY26								
EXPENDITURE PLAN (000'S)													
Design/Arch/Eng	911	5		134		134							1,050
Land (or ROW)													
Construction	300			17		17							316
Internal Costs				53		53							53
Equipment			526	6,657	540	7,723							7,723
Interest													
Other Fees & Costs	56												56
Total Project Cost	1,267	5	526	6,860	540	7,926							9,199
FUNDING PLAN (000'S)													
Utility Operations & Maint	1,267	5		-76	76								1,273
Utility Repair & Replace Fund													
Conn. Fee -Wastewater			395	5,193	280	5,868							5,868
Conn. Fee -Water			132	1,743	184	2,058							2,058
Total Funding	1,267	5	526	6,860	540	7,926							9,199
LOAN REPAYMENT SCHEDULE (000'S)													
Total Loan Repayment													
OPERATING BUDGET IMPACT (000'S)													
Personal Svc.													
Non-personal						86	86	89	92	96	99	125	674
Capital													
Total Operating						86	86	89	92	96	99	125	674

FY2026 Capital Improvements Budget / FY 2026 - FY 2031 Project Detail											Project No. c362003																																										
GENERAL PROJECT DATA:			CONCURRENCY REQUIREMENTS			PROJECT NEED CRITERIA	PROJECT SCHEDULE	FY26			FY27			FY28			FY29			FY30			FY31																														
Project Title: Harbor View Rd Widening - Utility Improvements - Phase I & II			Does project add new capacity? y			Safety	Design/Arch	1	2	3	4	1	2	3	4	1	2	3	4	1	2	3	4	1	2	3	4																										
Functional Area: Utilities - Water & Wastewater & Reclaim			Is project required to maintain level of service: N			Mandate	Land/ROW																																														
Department: Utilities - Engineering			- Within 5 years? List project in CIE N			Replace	Construct	x																																													
Location: Mid County			- From 6 to 10 years? Monitor Annually N			Growth	Equipment	X																																													
PROJECT DESCRIPTION:											PROJECT RATIONALE (Include Additional LOS Detail, if necessary):																																										
Utility system improvements within FDOT Harbor View Road Widening project (Phase 1 and Phase 2 including Melbourne Street to I-75).											CIP provides renewal/replacement and improvements to the Utility's water, wastewater & reclaim system within FDOT's project limits. Harbor View Road widening project limits are from Melbourne St to I-75 in Charlotte County.																																										
CIP is based on preliminary figures and anticipates amendment(s) upon final executed agreements between Charlotte County Utilities and Florida Department of Transportation.											Design phase for Utilities will be executed through a "Planned for Utility Design by FDOT Consultant Agreement" with pre-payment to FDOT for total design costs. FDOT construction has a tentative bid date of April 2025. Utilities will be seeking Board approval in the future to enter into a "FDOT Utility Work by Highway Contractor Agreement" with pre-payment due in 2024 for total construction costs. Construction timeline estimated 2025/2026. At project close-out, Utilities will be refunded for any cost savings incurred during the project																																										
OPERATING BUDGET IMPACT:											REPLACEMENT COUNTY PROPERTY NO.:																																										
Operating impacts will be determined upon final design, scope and timing for the FDOT-driven project. Anticipated impact components may include annual and quarterly service, monthly inspections, valve cleaning and exercising, line flushing, 1 employee for every 74.4 miles of pipe, etc.																																																					
Future for water distribution system - 5 year valve exercising and hydrant flushing.																																																					
<table border="1"> <thead> <tr> <th colspan="2"></th> <th>(1)</th> <th>(2)</th> <th>(3)</th> <th colspan="2">Calc. for FY26</th> <th colspan="10"></th> <th>Total</th> </tr> <tr> <th>Prior Actual</th> <th>Est FY25</th> <th>Orig. FY26</th> <th>Est c/o to FY26</th> <th>New \$ FY26</th> <th>FY26</th> <th>FY27</th> <th>FY28</th> <th>FY29</th> <th>FY30</th> <th>FY31</th> <th>FUTURE</th> <th>Total</th> </tr> </thead> </table>													(1)	(2)	(3)	Calc. for FY26												Total	Prior Actual	Est FY25	Orig. FY26	Est c/o to FY26	New \$ FY26	FY26	FY27	FY28	FY29	FY30	FY31	FUTURE	Total												
		(1)	(2)	(3)	Calc. for FY26												Total																																				
Prior Actual	Est FY25	Orig. FY26	Est c/o to FY26	New \$ FY26	FY26	FY27	FY28	FY29	FY30	FY31	FUTURE	Total																																									
EXPENDITURE PLAN (000'S)																																																					
Design/Arch/Eng		10		740	740							749																																									
Land (or ROW)	55			-54	55							55																																									
Construction			12,213	-12,213			16,300					16,300																																									
Internal Costs	10	21	643	7	-612	37						68																																									
Equipment																																																					
Interest																																																					
Other Fees & Costs																																																					
Total Project Cost	65	31	12,856	692	-12,770	778	16,300					17,173																																									
FUNDING PLAN (000'S)																																																					
Utility Operations & Maint																																																					
Utility Repair & Replace Fund	10		5,142	305	-5,142	305						315																																									
Conn. Fee -Wastewater	55	31	3,857	151	-3,771	236						322																																									
Conn. Fee -Water			3,857	236	-3,857	236						236																																									
Pending Sales Tax 2026							16,300					16,300																																									
Total Funding	65	31	12,856	692	-12,770	778	16,300					17,173																																									
LOAN REPAYMENT SCHEDULE (000'S)																																																					
Total Loan Repayment																																																					
OPERATING BUDGET IMPACT (000'S)																																																					
Personal Svc.																																																					
Non-personal									1	1	3	6																																									
Capital																																																					
Total Operating									1	1	3	6																																									



FY2026 Capital Improvements Budget / FY 2026 - FY 2031 Project Detail												Project No. c362102																																																																																																																																																																																																																																																																																																																																																																																																																																															
GENERAL PROJECT DATA:			Status: In Progress			CONCURRENCY REQUIREMENTS			(Y/N)			PROJECT NEED CRITERIA		PROJECT SCHEDULE		FY26		FY27		FY28		FY29		FY30		FY31																																																																																																																																																																																																																																																																																																																																																																																																																																	
Project Title: Lake View Midway Water Quality Improvement Project			Does project add new capacity?			Yes			Safety		Design/Arch		1		1		1		1		1		1		1		1																																																																																																																																																																																																																																																																																																																																																																																																																																
Functional Area: Utilities - Wastewater			Is project required to maintain level of service:			Yes			Mandate		Land/ROW		2		2		2		2		2		2		2		2																																																																																																																																																																																																																																																																																																																																																																																																																																
Department: Utilities - Engineering			- Within 5 years? List project in CIE			No			Replace		Construct		3		3		3		3		3		3		3		3																																																																																																																																																																																																																																																																																																																																																																																																																																
Location: Mid County			- From 6 to 10 years? Monitor Annually			No			Growth		Equipment		4		4		4		4		4		4		4		4																																																																																																																																																																																																																																																																																																																																																																																																																																
PROJECT DESCRIPTION:												PROJECT RATIONALE (Include Additional LOS Detail, if necessary):																																																																																																																																																																																																																																																																																																																																																																																																																																															
As a portion of the Charlotte Harbor Water Quality Initiative, Phase II, this project will provide central wastewater service to the general area between West Spring Lake and Pellam Waterway from US 41/Cochran Blvd. to Charlotte Harbor. This project will also replace all existing potable water mains and install new potable water mains where presently water mains do not exist in accordance with the Smart Charlotte 2050 plan goals.												June 2009, CCU presented to the Board of County Commissioners an overview of a proposed centralized wastewater service program initiative (Area 1). A Preliminary Engineering Report for water and wastewater was completed in March 2010. This area was included as part of the Area 1 Wastewater Program. In addition, a portion of this area is within the Manchester Lock Removal compliance boundaries along with the Sewer Master Plan 2017. The planning/design will also include Renewal & Replacement of existing asbestos mains. A centralized wastewater system provides a long term solution to address the negative impact of the Onsite Treatment & Disposal Systems on the ecology of Charlotte Harbor, Myakka River, and Peace River.																																																																																																																																																																																																																																																																																																																																																																																																																																															
A total of \$7.0 million was allocated in Tier 1 from the 2020 Sales Tax Extension to the Septic to Sewer water quality program. This project is a sub-project of the program initially funded in c352101.																																																																																																																																																																																																																																																																																																																																																																																																																																																											
OPERATING BUDGET IMPACT:																																																																																																																																																																																																																																																																																																																																																																																																																																																											
Operating impacts are to be determined upon completion of the planning and design phase of the expansion project.																																																																																																																																																																																																																																																																																																																																																																																																																																																											
<table border="1"> <thead> <tr> <th></th> <th>Prior Actual</th> <th>Est FY25</th> <th colspan="3">Calc. for FY26</th> <th>FY26</th> <th>FY27</th> <th>FY28</th> <th>FY29</th> <th>FY30</th> <th>FY31</th> <th>FUTURE</th> <th>Total</th> </tr> <tr> <th></th> <th></th> <th></th> <th>Orig. FY26</th> <th>Est c/o to FY26</th> <th>New \$ FY26</th> <th></th> <th></th> <th></th> <th></th> <th></th> <th></th> <th></th> <th></th> </tr> </thead> <tbody> <tr> <td colspan="14" style="text-align:center">EXPENDITURE PLAN (000'S)</td> </tr> <tr> <td>Design/Arch/Eng</td> <td>468</td> <td>171</td> <td></td> <td>2,897</td> <td></td> <td>2,897</td> <td></td> <td></td> <td></td> <td></td> <td></td> <td></td> <td>3,536</td> </tr> <tr> <td>Land (or ROW)</td> <td>542</td> <td></td> <td></td> <td></td> <td></td> <td></td> <td></td> <td></td> <td></td> <td></td> <td></td> <td></td> <td>542</td> </tr> <tr> <td>Construction</td> <td></td> <td></td> <td></td> <td>106,989</td> <td>-97,599</td> <td>9,390</td> <td></td> <td></td> <td></td> <td></td> <td></td> <td>148,690</td> <td>158,080</td> </tr> <tr> <td>Internal Costs</td> <td>7</td> <td>2</td> <td></td> <td>5,334</td> <td>-5,325</td> <td>10</td> <td></td> <td></td> <td></td> <td></td> <td></td> <td>7,426</td> <td>7,445</td> </tr> <tr> <td>Equipment</td> <td></td> <td></td> <td></td> <td></td> <td></td> <td></td> <td></td> <td></td> <td></td> <td></td> <td></td> <td></td> <td></td> </tr> <tr> <td>Interest</td> <td></td> <td></td> <td></td> <td></td> <td></td> <td></td> <td></td> <td></td> <td></td> <td></td> <td></td> <td></td> <td></td> </tr> <tr> <td>Other Fees & Costs</td> <td></td> <td></td> <td></td> <td></td> <td></td> <td></td> <td></td> <td></td> <td></td> <td></td> <td></td> <td></td> <td></td> </tr> <tr> <td>Total Project Cost</td> <td>1,017</td> <td>173</td> <td></td> <td>115,220</td> <td>-102,924</td> <td>12,296</td> <td></td> <td></td> <td></td> <td></td> <td></td> <td>156,116</td> <td>169,603</td> </tr> <tr> <td colspan="14" style="text-align:center">FUNDING PLAN (000'S)</td> </tr> <tr> <td>Utility Operations & Maint</td> <td>1,017</td> <td>173</td> <td></td> <td>5,744</td> <td>-657</td> <td>5,087</td> <td></td> <td></td> <td></td> <td></td> <td></td> <td>8,541</td> <td>14,818</td> </tr> <tr> <td>MSBU Assessments</td> <td></td> <td></td> <td></td> <td></td> <td></td> <td></td> <td></td> <td></td> <td></td> <td></td> <td></td> <td></td> <td></td> </tr> <tr> <td>Utility Repair & Replace Fund</td> <td></td> <td></td> <td></td> <td></td> <td></td> <td></td> <td></td> <td></td> <td></td> <td></td> <td></td> <td></td> <td></td> </tr> <tr> <td>Conn. Fee -Wastewater</td> <td></td> <td></td> <td></td> <td></td> <td></td> <td></td> <td></td> <td></td> <td></td> <td></td> <td></td> <td></td> <td></td> </tr> <tr> <td>Conn. Fee -Water</td> <td></td> <td></td> <td></td> <td></td> <td></td> <td></td> <td></td> <td></td> <td></td> <td></td> <td></td> <td></td> <td></td> </tr> <tr> <td>Sales Tax 2020</td> <td></td> <td></td> <td></td> <td>3,289</td> <td></td> <td>3,289</td> <td></td> <td></td> <td></td> <td></td> <td></td> <td></td> <td>3,289</td> </tr> <tr> <td>Debt Proceeds</td> <td></td> <td></td> <td></td> <td>106,187</td> <td>-102,267</td> <td>3,921</td> <td></td> <td></td> <td></td> <td></td> <td></td> <td>147,576</td> <td>151,496</td> </tr> <tr> <td>Subsidy</td> <td></td> <td></td> <td></td> <td></td> <td></td> <td></td> <td></td> <td></td> <td></td> <td></td> <td></td> <td></td> <td></td> </tr> <tr> <td>Total Funding</td> <td>1,017</td> <td>173</td> <td></td> <td>115,220</td> <td>-102,924</td> <td>12,296</td> <td></td> <td></td> <td></td> <td></td> <td></td> <td>156,116</td> <td>169,603</td> </tr> <tr> <td colspan="14" style="text-align:center">LOAN REPAYMENT SCHEDULE (000'S)</td> </tr> <tr> <td></td> <td></td> <td></td> <td></td> <td></td> <td></td> <td></td> <td></td> <td></td> <td></td> <td></td> <td></td> <td></td> <td></td> </tr> <tr> <td></td> <td></td> <td></td> <td></td> <td></td> <td></td> <td></td> <td></td> <td></td> <td></td> <td></td> <td></td> <td></td> <td></td> </tr> <tr> <td>Total Loan Repayment</td> <td></td> <td></td> <td></td> <td></td> <td></td> <td></td> <td></td> <td></td> <td></td> <td></td> <td></td> <td></td> <td></td> </tr> <tr> <td colspan="14" style="text-align:center">OPERATING BUDGET IMPACT (000'S)</td> </tr> <tr> <td>Personal Svc.</td> <td></td> <td></td> <td></td> <td></td> <td></td> <td></td> <td></td> <td></td> <td>210</td> <td></td> <td></td> <td></td> <td>210</td> </tr> <tr> <td>Non-personal</td> <td></td> <td></td> <td></td> <td></td> <td></td> <td></td> <td></td> <td></td> <td>100</td> <td></td> <td></td> <td></td> <td>100</td> </tr> <tr> <td>Capital</td> <td></td> <td></td> <td></td> <td></td> <td></td> <td></td> <td></td> <td></td> <td>360</td> <td></td> <td></td> <td></td> <td>360</td> </tr> <tr> <td>Total Operating</td> <td></td> <td></td> <td></td> <td></td> <td></td> <td></td> <td></td> <td></td> <td>670</td> <td></td> <td></td> <td></td> <td>670</td> </tr> </tbody> </table>													Prior Actual	Est FY25	Calc. for FY26			FY26	FY27	FY28	FY29	FY30	FY31	FUTURE	Total				Orig. FY26	Est c/o to FY26	New \$ FY26									EXPENDITURE PLAN (000'S)														Design/Arch/Eng	468	171		2,897		2,897							3,536	Land (or ROW)	542												542	Construction				106,989	-97,599	9,390						148,690	158,080	Internal Costs	7	2		5,334	-5,325	10						7,426	7,445	Equipment														Interest														Other Fees & Costs														Total Project Cost	1,017	173		115,220	-102,924	12,296						156,116	169,603	FUNDING PLAN (000'S)														Utility Operations & Maint	1,017	173		5,744	-657	5,087						8,541	14,818	MSBU Assessments														Utility Repair & Replace Fund														Conn. Fee -Wastewater														Conn. Fee -Water														Sales Tax 2020				3,289		3,289							3,289	Debt Proceeds				106,187	-102,267	3,921						147,576	151,496	Subsidy														Total Funding	1,017	173		115,220	-102,924	12,296						156,116	169,603	LOAN REPAYMENT SCHEDULE (000'S)																																										Total Loan Repayment														OPERATING BUDGET IMPACT (000'S)														Personal Svc.									210				210	Non-personal									100				100	Capital									360				360	Total Operating									670				670												
	Prior Actual	Est FY25	Calc. for FY26			FY26	FY27	FY28	FY29	FY30	FY31	FUTURE	Total																																																																																																																																																																																																																																																																																																																																																																																																																																														
			Orig. FY26	Est c/o to FY26	New \$ FY26																																																																																																																																																																																																																																																																																																																																																																																																																																																						
EXPENDITURE PLAN (000'S)																																																																																																																																																																																																																																																																																																																																																																																																																																																											
Design/Arch/Eng	468	171		2,897		2,897							3,536																																																																																																																																																																																																																																																																																																																																																																																																																																														
Land (or ROW)	542												542																																																																																																																																																																																																																																																																																																																																																																																																																																														
Construction				106,989	-97,599	9,390						148,690	158,080																																																																																																																																																																																																																																																																																																																																																																																																																																														
Internal Costs	7	2		5,334	-5,325	10						7,426	7,445																																																																																																																																																																																																																																																																																																																																																																																																																																														
Equipment																																																																																																																																																																																																																																																																																																																																																																																																																																																											
Interest																																																																																																																																																																																																																																																																																																																																																																																																																																																											
Other Fees & Costs																																																																																																																																																																																																																																																																																																																																																																																																																																																											
Total Project Cost	1,017	173		115,220	-102,924	12,296						156,116	169,603																																																																																																																																																																																																																																																																																																																																																																																																																																														
FUNDING PLAN (000'S)																																																																																																																																																																																																																																																																																																																																																																																																																																																											
Utility Operations & Maint	1,017	173		5,744	-657	5,087						8,541	14,818																																																																																																																																																																																																																																																																																																																																																																																																																																														
MSBU Assessments																																																																																																																																																																																																																																																																																																																																																																																																																																																											
Utility Repair & Replace Fund																																																																																																																																																																																																																																																																																																																																																																																																																																																											
Conn. Fee -Wastewater																																																																																																																																																																																																																																																																																																																																																																																																																																																											
Conn. Fee -Water																																																																																																																																																																																																																																																																																																																																																																																																																																																											
Sales Tax 2020				3,289		3,289							3,289																																																																																																																																																																																																																																																																																																																																																																																																																																														
Debt Proceeds				106,187	-102,267	3,921						147,576	151,496																																																																																																																																																																																																																																																																																																																																																																																																																																														
Subsidy																																																																																																																																																																																																																																																																																																																																																																																																																																																											
Total Funding	1,017	173		115,220	-102,924	12,296						156,116	169,603																																																																																																																																																																																																																																																																																																																																																																																																																																														
LOAN REPAYMENT SCHEDULE (000'S)																																																																																																																																																																																																																																																																																																																																																																																																																																																											
Total Loan Repayment																																																																																																																																																																																																																																																																																																																																																																																																																																																											
OPERATING BUDGET IMPACT (000'S)																																																																																																																																																																																																																																																																																																																																																																																																																																																											
Personal Svc.									210				210																																																																																																																																																																																																																																																																																																																																																																																																																																														
Non-personal									100				100																																																																																																																																																																																																																																																																																																																																																																																																																																														
Capital									360				360																																																																																																																																																																																																																																																																																																																																																																																																																																														
Total Operating									670				670																																																																																																																																																																																																																																																																																																																																																																																																																																														



Northern Areas: M61, M62, M67, M68, M70
Southern Areas: M63, M64, M69
Wastewater Improvements
Potable Water Improvements

FY2026 Capital Improvements Budget / FY 2026 - FY 2031 Project Detail											Project No. c362201														
GENERAL PROJECT DATA:			CONCURRENCY REQUIREMENTS			(Y/N)		PROJECT NEED CRITERIA		PROJECT SCHEDULE		FY26		FY27		FY28		FY29		FY30		FY31			
Project Title: US41 Northbound Utility Improvements Conway to Paulson			Does project add new capacity?			Y		Safety		Design/Arch															
Functional Area: Utilities - Infrastructure			Is project required to maintain level of service:			N/A		Mandate		Land/ROW															
Department: Utilities - Engineering			- Within 5 years? List project in CIE			N/A		Replace		Construct															
Location: Mid County			- From 6 to 10 years? Monitor Annually			N/A		Growth		Equipment															
PROJECT DESCRIPTION:											PROJECT RATIONALE (Include Additional LOS Detail, if necessary):														
Utility improvements US41 Northbound Conway Blvd. to Paulson Dr. These improvements are in collaboration with FDOT sidewalk and drainage improvements along US41 in the same corridor.											Project in conjunction with FDOT work program to install sidewalk, pedestrian bridges, and related storm water improvements within their ROW along this corridor. The Utility will be replacing antiquated clay or asbestos cement pipes, upsizing as needed for growth and to increase capacity.														
OPERATING BUDGET IMPACT:											Improvements to the water distribution and wastewater collection systems.														
No operating impacts on new mains. Minimal impacts for annual maintenance of valves, air release valves, and hydrant maintenance/flushing. - Valve exercising, air release valves, hydrant maintenance. - No correlating operational impacts on new mains.											70% R&R - 30% New Conway to Midway Midway to Paulson														
		Calc. for FY26																							
Prior Actual	Est FY25	Orig. FY26	Est c/o to FY26	New \$ FY26	FY26	FY27	FY28	FY29	FY30	FY31	FUTURE	Total													
EXPENDITURE PLAN (000'S)																									
Design/Arch/Eng	83	2		913	913								998												
Land (or ROW)																									
Construction				11,006	-5,939	5,067						8,254	13,321												
Internal Costs	2			544		544							547												
Equipment																									
Interest																									
Other Fees & Costs																									
Total Project Cost	86	2		12,464	-5,939	6,525						8,254	14,866												
FUNDING PLAN (000'S)																									
Utility Operations & Maint																									
Utility Repair & Replace Fund	86	2		8,699	-4,158	4,541						5,778	10,406												
Conn. Fee -Wastewater				3,765	-1,782	1,983						2,476	4,460												
Conn. Fee -Water																									
Total Funding	86	2		12,464	-5,939	6,525						8,254	14,866												
LOAN REPAYMENT SCHEDULE (000'S)																									
Total Loan Repayment																									
OPERATING BUDGET IMPACT (000'S)																									
Personal Svc.																									
Non-personal																									
Capital												2	2	2	6										
Total Operating												2	2	2	6										

FY2026 Capital Improvements Budget / FY 2026 - FY 2031 Project Detail

Project No. c362204

GENERAL PROJECT DATA:		Status: In Progress	CONCURRENCY REQUIREMENTS		(Y/N)	PROJECT NEED CRITERIA	PROJECT SCHEDULE	FY26	FY27	FY28	FY29	FY30	FY31
Project Title:	Edgewater/Flamingo Corridor Connection		Does project add new capacity?		Y	Safety							
Functional Area:	Utility Impvts (Phases 3-5)		Is project required to maintain level of service:			Mandate							
Department:	Utilities - Infrastructure		- Within 5 years? List project in CIE		N/A	Replace	X						
Location:	System Wide		- From 6 to 10 years? Monitor Annually		N/A	Growth	X						

PROJECT DESCRIPTION:
 Utility improvements in Phases 3-5. Phase 3 involves replacing antiquated clay or asbestos cement water and wastewater mains and installing new gravity sewer and reclaim water mains. Upsize pipes as needed for additional capacity to support growth. Phases 4 & 5 involves installing water and reclaim water mains to improve the system and support growth.
 c412102 PW project for design of Edgewater Dr. inclusive of phases 3, 4, and 5 for the Utility

PROJECT RATIONALE (Include Additional LOS Detail, if necessary):
 Utility improvements in conjunction with the Flamingo/Edgewater Road Widening project. Flamingo Blvd. from SR 776 to a point north of Edgewater Dr., connecting Flamingo Blvd. from its southernmost curve to the intersection of Edgewater Dr. and Collingswood Blvd. including Edgewater Dr. from Midway Blvd. to Collingswood Blvd.

OPERATING BUDGET IMPACT:
 Future costs to be determined upon completion of the design and construction.

The project is split into 3 phases, identified as Phases 3, 4 & 5. The design will include all three phases and the construction will be multiphase.

	Prior Actual	Est FY25	Calc. for FY26			FY26	FY27	FY28	FY29	FY30	FY31	FUTURE	Total
			Orig. FY26	Est c/o to FY26	New \$ FY26								
EXPENDITURE PLAN (000'S)													
Design/Arch/Eng													
Land (or ROW)													
Construction			20,000			20,000						10,229	30,229
Internal Costs			5,000			5,000						2,557	7,557
Equipment													
Interest													
Other Fees & Costs													
Total Project Cost			25,000			25,000						12,786	37,786
FUNDING PLAN (000'S)													
Utility Operations & Maint													
Utility Repair & Replace Fund													
Conn. Fee -Wastewater			12,500		-5,000	7,500						6,393	13,893
Conn. Fee -Water			12,500		-5,000	7,500						6,393	13,893
Pending Sales Tax 2026					10,000	10,000							10,000
Total Funding			25,000			25,000						12,786	37,786
LOAN REPAYMENT SCHEDULE (000'S)													
Total Loan Repayment													
OPERATING BUDGET IMPACT (000'S)													
Personal Svc.													
Non-personal													
Capital												3	3
Total Operating												3	3

FY2026 Capital Improvements Budget / FY 2026 - FY 2031 Project Detail

Project No. c362205

GENERAL PROJECT DATA:		Status: In Progress	CONCURRENCY REQUIREMENTS		(Y/N)	PROJECT NEED CRITERIA	PROJECT SCHEDULE	FY26	FY27	FY28	FY29	FY30	FY31
Project Title:	Kings Hwy-175 to Desoto County Line Utility Improvements		Does project add new capacity?		Y	Safety		1 2 3 4	1 2 3 4	1 2 3 4	1 2 3 4	1 2 3 4	1 2 3 4
Functional Area:	Utilities - Infrastructure		Is project required to maintain level of service:			Mandate							
Department:	Utilities - Engineering		- Within 5 years? List project in CIE		N/A	Replace	X						
Location:	Mid County		- From 6 to 10 years? Monitor Annually		N/A	Growth	X						

PROJECT DESCRIPTION:
 Utility improvements of water, wastewater and reclaimed water mains. Replacements and upsizing, as necessary, in conjunction with Public Works roadway improvements.

PROJECT RATIONALE (Include Additional LOS Detail, if necessary):
 Utility improvements as part of Public Works roadway improvements. Peace River Manasota Regional Water Authority transmission main may be impacted as well.

OPERATING BUDGET IMPACT:
 Annual valve exercising and air release valve inspections for wastewater. No operational impacts on new mains. Future for water distribution system - 5 year valve exercising and hydrant flushing. Wastewater valve exercising and air valve release inspections/cleanouts. Estimated \$1400 annually, starting in FY28.

Eliminate antiquated pipes and improve pressure and water quality for existing and future residents.
 80% R&R
 20% NEW

	Prior Actual	Est FY25	Calc. for FY26			FY26	FY27	FY28	FY29	FY30	FY31	FUTURE	Total
			Orig. FY26	Est c/o to FY26	New \$ FY26								
EXPENDITURE PLAN (000'S)													
Design/Arch/Eng	69	15		26		26							110
Land (or ROW)	8												8
Construction				2,051	958	3,009							3,009
Internal Costs	1			47		47							48
Equipment													
Interest													
Other Fees & Costs													
Total Project Cost	78	15		2,124	958	3,082							3,175
FUNDING PLAN (000'S)													
Utility Operations & Maint													
Utility Repair & Replace Fund	78	15		1,681	958	2,638							2,731
Conn. Fee -Wastewater				443		443							443
Conn. Fee -Water													
Total Funding	78	15		2,124	958	3,082							3,175
LOAN REPAYMENT SCHEDULE (000'S)													
Total Loan Repayment													
OPERATING BUDGET IMPACT (000'S)													
Personal Svc.													
Non-personal													
Capital								1	1	1	1	4	9
Total Operating								1	1	1	1	4	9

FY2026 Capital Improvements Budget / FY 2026 - FY 2031 Project Detail

Project No. c362212

GENERAL PROJECT DATA:		Status: In Progress	CONCURRENCY REQUIREMENTS		(Y/N)	PROJECT NEED CRITERIA	PROJECT SCHEDULE	FY26	FY27	FY28	FY29	FY30	FY31
Project Title:	Fiber Optic Installs for Utility Plants and Booster Stations		Does project add new capacity?		N	Safety							
Functional Area:	Utilities - Water & Wastewater		Is project required to maintain level of service:			Mandate							
Department:	Utilities - Operations		- Within 5 years? List project in CIE		N/A	Replace							
Location:	System Wide		- From 6 to 10 years? Monitor Annually		N/A	Growth	X						

PROJECT DESCRIPTION:
Install fiber optic cable for Treatment Plants and Water Booster Stations currently lacking access.

PROJECT RATIONALE (Include Additional LOS Detail, if necessary):
Recommendation from March 2020 SCADA Master Plan Final Report. Work with the County IT Department to expand the County's fiber optic network to include all CCU facilities, specifically to Treatment Plants and Booster Stations.


OPERATING BUDGET IMPACT:
No operating impacts. The IT department takes over fiber optic.

Improve communications for facilities and remote sites that are significantly below the desired reliability benchmark and need to be improved.

	Prior Actual	Est FY25	Calc. for FY26			FY26	FY27	FY28	FY29	FY30	FY31	FUTURE	Total
			Orig. FY26	Est c/o to FY26	New \$ FY26								
EXPENDITURE PLAN (000'S)													
Design/Arch/Eng													
Land (or ROW)													
Construction	329	32	731	410	-772	369							730
Internal Costs			36	39		75							75
Equipment													
Interest													
Other Fees & Costs													
Total Project Cost	329	32	767	449	-772	444							805
FUNDING PLAN (000'S)													
Utility Operations & Maint	329	32	767	149	-772	144							505
Utility Repair & Replace Fund													
Conn. Fee -Wastewater													
Conn. Fee -Water				300		300							300
Grants													
Total Funding	329	32	767	449	-772	444							805
LOAN REPAYMENT SCHEDULE (000'S)													
Total Loan Repayment													
OPERATING BUDGET IMPACT (000'S)													
Personal Svc.													
Non-personal													
Capital													
Total Operating													

FY24 Burnt Store Fiber Optic Install \$400,000
FY25 - FY26:

Expand CCFN to Walenda WEB & RBS
East Port WRF Fiber Optic Network Physical Redundancy
Expand CCFN to Eagle Street RBS
Expand CCFN/Upgrade PLC at Golf Course WBS
Expand CCFN to West Port RBS
Expand CCFN/Upgrade PLC at Rotonda WBS
Expand CCFN/Upgrade PLC at Ingraham Disinfection System
Expand CCFN/Upgrade PLC at Englewood WBS
Expand CCFN to Harbor Vacuum Station (LS 143)
Expand CCFN to Spring Lake Vacuum Station (LS 59)
Expand CCFN to Gulf Cove WBS
Extend CCFN to Rotonda WRF

FY2026 Capital Improvements Budget / FY 2026 - FY 2031 Project Detail											Project No. c362301																																																																																																																																																																																																																																																																																																																																																																						
GENERAL PROJECT DATA:			CONCURRENCY REQUIREMENTS			(Y/N)	PROJECT NEED CRITERIA		PROJECT SCHEDULE		FY26	FY27	FY28	FY29	FY30	FY31																																																																																																																																																																																																																																																																																																																																																																	
Project Title: Cape Haze Water Quality Improvement			Does project add new capacity?			Y	Safety		Design/Arch		1	2	3	4	1	2	3	4																																																																																																																																																																																																																																																																																																																																																															
Functional Area: Utilities - Wastewater			Is project required to maintain level of service:			Y	Mandate		Land/ROW																																																																																																																																																																																																																																																																																																																																																																								
Department: Utilities - Engineering			- Within 5 years? List project in CIE			N	Replace		Construct																																																																																																																																																																																																																																																																																																																																																																								
Location: West County			- From 6 to 10 years? Monitor Annually			N	Growth		Equipment																																																																																																																																																																																																																																																																																																																																																																								
PROJECT DESCRIPTION:											PROJECT RATIONALE (Include Additional LOS Detail, if necessary):																																																																																																																																																																																																																																																																																																																																																																						
This project will provide central wastewater service to the area west of Placida Road to Lemon Bay bordered by Green Dolphin Drive to the north and Gaspar Drive to the south. This project will also replace all existing potable water mains. Original timing has been pushed out from FY24 to FY35											The project is listed as an area to receive central sewers in the 2017 Charlotte County Sewer Master Plan's West County 5-Year Improvement Plan identified as projects W3 and W4. A centralized wastewater system provides a long term solution to address the negative impact of the Onsite Treatment & Disposal Systems on the ecology of Lemon Bay. The planning/design will also include Renewal & Replacement of existing asbestos water mains.																																																																																																																																																																																																																																																																																																																																																																						
OPERATING BUDGET IMPACT:																																																																																																																																																																																																																																																																																																																																																																																	
No operation impacts. This project is not moving forward with an MSBU.																																																																																																																																																																																																																																																																																																																																																																																	
<table border="1"> <thead> <tr> <th rowspan="2"></th> <th rowspan="2">Prior Actual</th> <th rowspan="2">Est FY25</th> <th colspan="3">Calc. for FY26</th> <th rowspan="2">FY26</th> <th rowspan="2">FY27</th> <th rowspan="2">FY28</th> <th rowspan="2">FY29</th> <th rowspan="2">FY30</th> <th rowspan="2">FY31</th> <th rowspan="2">FUTURE</th> <th rowspan="2">Total</th> </tr> <tr> <th>(1) Orig. FY26</th> <th>(2) Est c/o to FY26</th> <th>(3) New \$ FY26</th> </tr> </thead> <tbody> <tr> <td colspan="14" style="text-align: center;">EXPENDITURE PLAN (000'S)</td> </tr> <tr> <td>Design/Arch/Eng</td> <td>293</td> <td></td> <td></td> <td>522</td> <td>600</td> <td>1,122</td> <td></td> <td></td> <td></td> <td></td> <td></td> <td></td> <td>1,415</td> </tr> <tr> <td>Land (or ROW)</td> <td></td> <td></td> <td></td> <td></td> <td></td> <td></td> <td></td> <td></td> <td></td> <td></td> <td></td> <td>18,068</td> <td>18,068</td> </tr> <tr> <td>Construction</td> <td></td> <td></td> <td></td> <td></td> <td></td> <td></td> <td></td> <td></td> <td></td> <td></td> <td></td> <td></td> <td></td> </tr> <tr> <td>Internal Costs</td> <td>3</td> <td></td> <td></td> <td>-3</td> <td>13</td> <td>10</td> <td></td> <td></td> <td></td> <td></td> <td></td> <td></td> <td>13</td> </tr> <tr> <td>Equipment</td> <td></td> <td></td> <td></td> <td></td> <td></td> <td></td> <td></td> <td></td> <td></td> <td></td> <td></td> <td></td> <td></td> </tr> <tr> <td>Interest</td> <td></td> <td></td> <td></td> <td></td> <td></td> <td></td> <td></td> <td></td> <td></td> <td></td> <td></td> <td></td> <td></td> </tr> <tr> <td>Other Fees & Costs</td> <td></td> <td></td> <td></td> <td>35</td> <td>-13</td> <td>22</td> <td></td> <td></td> <td></td> <td></td> <td></td> <td></td> <td>22</td> </tr> <tr> <td>Total Project Cost</td> <td>297</td> <td></td> <td></td> <td>554</td> <td>600</td> <td>1,154</td> <td></td> <td></td> <td></td> <td></td> <td></td> <td>18,068</td> <td>19,518</td> </tr> <tr> <td colspan="14" style="text-align: center;">FUNDING PLAN (000'S)</td> </tr> <tr> <td>Utility Operations & Maint</td> <td>296</td> <td></td> <td></td> <td>554</td> <td>600</td> <td>1,154</td> <td></td> <td></td> <td></td> <td></td> <td></td> <td></td> <td>1,450</td> </tr> <tr> <td>Utility Repair & Replace Fund</td> <td></td> <td></td> <td></td> <td></td> <td></td> <td></td> <td></td> <td></td> <td></td> <td></td> <td></td> <td>7,380</td> <td>7,380</td> </tr> <tr> <td>Debt Proceeds</td> <td></td> <td></td> <td></td> <td></td> <td></td> <td></td> <td></td> <td></td> <td></td> <td></td> <td></td> <td></td> <td></td> </tr> <tr> <td>Conn. Fee -Wastewater</td> <td></td> <td></td> <td></td> <td></td> <td></td> <td></td> <td></td> <td></td> <td></td> <td></td> <td></td> <td>10,688</td> <td>10,688</td> </tr> <tr> <td>MSBU Assessments</td> <td></td> <td></td> <td></td> <td></td> <td></td> <td></td> <td></td> <td></td> <td></td> <td></td> <td></td> <td></td> <td></td> </tr> <tr> <td>Total Funding</td> <td>297</td> <td></td> <td></td> <td>554</td> <td>600</td> <td>1,154</td> <td></td> <td></td> <td></td> <td></td> <td></td> <td>18,068</td> <td>19,518</td> </tr> <tr> <td colspan="14" style="text-align: center;">LOAN REPAYMENT SCHEDULE (000'S)</td> </tr> <tr> <td></td> <td></td> <td></td> <td></td> <td></td> <td></td> <td></td> <td></td> <td></td> <td></td> <td></td> <td></td> <td></td> <td></td> </tr> <tr> <td>Total Loan Repayment</td> <td></td> <td></td> <td></td> <td></td> <td></td> <td></td> <td></td> <td></td> <td></td> <td></td> <td></td> <td></td> <td></td> </tr> <tr> <td colspan="14" style="text-align: center;">OPERATING BUDGET IMPACT (000'S)</td> </tr> <tr> <td>Personal Svc.</td> <td></td> <td></td> <td></td> <td></td> <td></td> <td></td> <td></td> <td></td> <td></td> <td></td> <td></td> <td></td> <td></td> </tr> <tr> <td>Non-personal</td> <td></td> <td></td> <td></td> <td></td> <td></td> <td></td> <td></td> <td></td> <td></td> <td></td> <td></td> <td></td> <td></td> </tr> <tr> <td>Capital</td> <td></td> <td></td> <td></td> <td></td> <td>600</td> <td>600</td> <td></td> <td></td> <td></td> <td></td> <td></td> <td></td> <td>600</td> </tr> <tr> <td>Total Operating</td> <td></td> <td></td> <td></td> <td></td> <td>600</td> <td>600</td> <td></td> <td></td> <td></td> <td></td> <td></td> <td></td> <td>600</td> </tr> </tbody> </table>												Prior Actual	Est FY25	Calc. for FY26			FY26	FY27	FY28	FY29	FY30	FY31	FUTURE	Total	(1) Orig. FY26	(2) Est c/o to FY26	(3) New \$ FY26	EXPENDITURE PLAN (000'S)														Design/Arch/Eng	293			522	600	1,122							1,415	Land (or ROW)												18,068	18,068	Construction														Internal Costs	3			-3	13	10							13	Equipment														Interest														Other Fees & Costs				35	-13	22							22	Total Project Cost	297			554	600	1,154						18,068	19,518	FUNDING PLAN (000'S)														Utility Operations & Maint	296			554	600	1,154							1,450	Utility Repair & Replace Fund												7,380	7,380	Debt Proceeds														Conn. Fee -Wastewater												10,688	10,688	MSBU Assessments														Total Funding	297			554	600	1,154						18,068	19,518	LOAN REPAYMENT SCHEDULE (000'S)																												Total Loan Repayment														OPERATING BUDGET IMPACT (000'S)														Personal Svc.														Non-personal														Capital					600	600							600	Total Operating					600	600							600						
	Prior Actual	Est FY25	Calc. for FY26			FY26	FY27	FY28	FY29	FY30				FY31	FUTURE	Total																																																																																																																																																																																																																																																																																																																																																																	
			(1) Orig. FY26	(2) Est c/o to FY26	(3) New \$ FY26																																																																																																																																																																																																																																																																																																																																																																												
EXPENDITURE PLAN (000'S)																																																																																																																																																																																																																																																																																																																																																																																	
Design/Arch/Eng	293			522	600	1,122							1,415																																																																																																																																																																																																																																																																																																																																																																				
Land (or ROW)												18,068	18,068																																																																																																																																																																																																																																																																																																																																																																				
Construction																																																																																																																																																																																																																																																																																																																																																																																	
Internal Costs	3			-3	13	10							13																																																																																																																																																																																																																																																																																																																																																																				
Equipment																																																																																																																																																																																																																																																																																																																																																																																	
Interest																																																																																																																																																																																																																																																																																																																																																																																	
Other Fees & Costs				35	-13	22							22																																																																																																																																																																																																																																																																																																																																																																				
Total Project Cost	297			554	600	1,154						18,068	19,518																																																																																																																																																																																																																																																																																																																																																																				
FUNDING PLAN (000'S)																																																																																																																																																																																																																																																																																																																																																																																	
Utility Operations & Maint	296			554	600	1,154							1,450																																																																																																																																																																																																																																																																																																																																																																				
Utility Repair & Replace Fund												7,380	7,380																																																																																																																																																																																																																																																																																																																																																																				
Debt Proceeds																																																																																																																																																																																																																																																																																																																																																																																	
Conn. Fee -Wastewater												10,688	10,688																																																																																																																																																																																																																																																																																																																																																																				
MSBU Assessments																																																																																																																																																																																																																																																																																																																																																																																	
Total Funding	297			554	600	1,154						18,068	19,518																																																																																																																																																																																																																																																																																																																																																																				
LOAN REPAYMENT SCHEDULE (000'S)																																																																																																																																																																																																																																																																																																																																																																																	
Total Loan Repayment																																																																																																																																																																																																																																																																																																																																																																																	
OPERATING BUDGET IMPACT (000'S)																																																																																																																																																																																																																																																																																																																																																																																	
Personal Svc.																																																																																																																																																																																																																																																																																																																																																																																	
Non-personal																																																																																																																																																																																																																																																																																																																																																																																	
Capital					600	600							600																																																																																																																																																																																																																																																																																																																																																																				
Total Operating					600	600							600																																																																																																																																																																																																																																																																																																																																																																				

FY2026 Capital Improvements Budget / FY 2026 - FY 2031 Project Detail													Project No. c362402																	
GENERAL PROJECT DATA:			Status: Closed			CONCURRENCY REQUIREMENTS (Y/N)			PROJECT NEED CRITERIA			PROJECT SCHEDULE	FY26			FY27			FY28			FY29			FY30			FY31		
Project Title: Cochran Blvd-Pellam to Lakeview			Utility Improvements			Does project add new capacity? Y			Safety			Design/Arch																		
Functional Area: Utilities - Water & Wastewater			Department: Utilities - Engineering			Location: System Wide			Is project required to maintain level of service: - Within 5 years? List project in CIE N/A - From 6 to 10 years? Monitor Annually N/A			Mandate			Land/ROW															
									Replace			Construct																		
									Growth			Equipment																		
PROJECT DESCRIPTION: Utility improvements of water, wastewater, and reclaimed water mains. Replacements and upsizing, as necessary, in conjunction with Public Works roadway improvements. Pushed to FY42													PROJECT RATIONALE (Include Additional LOS Detail, if necessary): Utility improvements as part of Public Works roadway improvements. Eliminate antiquated pipes and improve pressure and water quality for existing and future residents. Improve wastewater collection system.																	
OPERATING BUDGET IMPACT: No operational impacts to new mains (replacing existing lines). No operational impacts to new mains. Valve exercising and inspections/clean outs Air Release Valves - average estimate of \$1,400 annually.																														
Calc. for FY26																														
	Prior Actual	Est FY25	Orig. FY26	Est c/o to FY26	New \$ FY26	FY26	FY27	FY28	FY29	FY30	FY31	FUTURE	Total																	
EXPENDITURE PLAN (000'S)																														
Design/Arch/Eng																														
Land (or ROW)																														
Construction													1,477	1,477																
Internal Costs													69	69																
Equipment																														
Interest																														
Other Fees & Costs																														
Total Project Cost													1,546	1,546																
FUNDING PLAN (000'S)																														
Utility Operations & Maint																														
Utility Repair & Replace Fund																														
Conn. Fee -Wastewater													773	773																
Conn. Fee -Water													773	773																
Total Funding													1,546	1,546																
LOAN REPAYMENT SCHEDULE (000'S)																														
Total Loan Repayment																														
OPERATING BUDGET IMPACT (000'S)																														
Personal Svc.																														
Non-personal																														
Capital																														
Total Operating																														

FY2026 Capital Improvements Budget / FY 2026 - FY 2031 Project Detail											Project No. c362404																																																																																																																																																																																																																																																																																																																				
GENERAL PROJECT DATA:			Status	CONCURRENCY REQUIREMENTS			(Y/N)	PROJECT NEED CRITERIA		PROJECT SCHEDULE	FY26			FY27			FY28			FY29			FY30			FY31																																																																																																																																																																																																																																																																																																					
Project Title: Water Transmission/Wastewater Collection			In Progress	Does project add new capacity?			N	Safety		Design/Arch	1	2	3	4	1	2	3	4	1	2	3	4	1	2	3	4	1	2	3	4																																																																																																																																																																																																																																																																																																	
Functional Area: Reimbursement				Is project required to maintain level of service:			N	Mandate		Land/ROW																																																																																																																																																																																																																																																																																																																					
Department: Utilities - Engineering				- Within 5 years? List project in CIE			N	Replace		Construct																																																																																																																																																																																																																																																																																																																					
Location: County Wide				- From 6 to 10 years? Monitor Annually			N	Growth		Equipment																																																																																																																																																																																																																																																																																																																					
PROJECT DESCRIPTION:											PROJECT RATIONALE (Include Additional LOS Detail, if necessary):																																																																																																																																																																																																																																																																																																																				
If developers are requested to oversize or enhance infrastructure beyond their project's needs, CCU will reimburse them for the amount over what the infrastructure cost of their needs would be. This is based on CCU's Uniform Extension Policy and the Utility Agreements entered into by developers. This project will be amended at such time as the reimbursement amount is determined.											Per the Uniform Extension Policy, CCU will reimburse developers for the oversizing or enhancement of infrastructure to accommodate future growth and development, if requested by CCU. This will improve distribution and collection systems to accommodate new growth. The reimbursement amount will be determined through Utility Agreement, with developers.																																																																																																																																																																																																																																																																																																																				
Annual allocation of \$1M continues into the future. **Reissued from c360804																																																																																																																																																																																																																																																																																																																															
OPERATING BUDGET IMPACT:																																																																																																																																																																																																																																																																																																																															
This project will increase capacity in the collection and distribution system necessary to accommodate growth in the CCU service area. There are no correlating operating impacts to this project, as determined by the Utilities Department.																																																																																																																																																																																																																																																																																																																															
<table border="1"> <thead> <tr> <th rowspan="2"></th> <th rowspan="2">Prior Actual</th> <th rowspan="2">Est FY25</th> <th colspan="3">Calc. for FY26</th> <th rowspan="2">FY26</th> <th rowspan="2">FY27</th> <th rowspan="2">FY28</th> <th rowspan="2">FY29</th> <th rowspan="2">FY30</th> <th rowspan="2">FY31</th> <th rowspan="2">FUTURE</th> <th rowspan="2">Total</th> </tr> <tr> <th>Orig. FY26</th> <th>Est c/o to FY26</th> <th>New \$ FY26</th> </tr> </thead> <tbody> <tr> <td colspan="14" style="text-align:center">EXPENDITURE PLAN (000'S)</td> </tr> <tr> <td>Design/Arch/Eng</td> <td></td><td></td><td></td><td></td><td></td><td></td><td></td><td></td><td></td><td></td><td></td><td></td><td></td> </tr> <tr> <td>Land (or ROW)</td> <td></td><td></td><td></td><td></td><td></td><td></td><td></td><td></td><td></td><td></td><td></td><td></td><td></td> </tr> <tr> <td>Construction</td> <td></td><td></td><td>900</td><td>2,801</td><td>2,600</td><td>6,301</td><td></td><td></td><td></td><td></td><td></td><td></td><td>6,301</td> </tr> <tr> <td>Internal Costs</td> <td></td><td></td><td></td><td></td><td></td><td></td><td></td><td></td><td></td><td></td><td></td><td></td><td></td> </tr> <tr> <td>Equipment</td> <td></td><td></td><td></td><td></td><td></td><td></td><td></td><td></td><td></td><td></td><td></td><td></td><td></td> </tr> <tr> <td>Interest</td> <td></td><td></td><td></td><td></td><td></td><td></td><td></td><td></td><td></td><td></td><td></td><td></td><td></td> </tr> <tr> <td>Other Fees & Costs</td> <td></td><td></td><td>100</td><td>742</td><td>400</td><td>1,242</td><td></td><td></td><td></td><td></td><td></td><td></td><td>1,242</td> </tr> <tr> <td>Total Project Cost</td> <td></td><td></td><td>1,000</td><td>3,543</td><td>3,000</td><td>7,543</td><td></td><td></td><td></td><td></td><td></td><td></td><td>7,543</td> </tr> <tr> <td colspan="14" style="text-align:center">FUNDING PLAN (000'S)</td> </tr> <tr> <td>Conn. Fee -Wastewater</td> <td></td><td></td><td>500</td><td>1,682</td><td>1,000</td><td>3,182</td><td></td><td></td><td></td><td></td><td></td><td></td><td>3,182</td> </tr> <tr> <td>Conn. Fee -Water</td> <td></td><td></td><td>500</td><td>1,861</td><td>2,000</td><td>4,361</td><td></td><td></td><td></td><td></td><td></td><td></td><td>4,361</td> </tr> <tr> <td>Total Funding</td> <td></td><td></td><td>1,000</td><td>3,543</td><td>3,000</td><td>7,543</td><td></td><td></td><td></td><td></td><td></td><td></td><td>7,543</td> </tr> <tr> <td colspan="14" style="text-align:center">LOAN REPAYMENT SCHEDULE (000'S)</td> </tr> <tr> <td>Total Loan Repayment</td> <td></td><td></td><td></td><td></td><td></td><td></td><td></td><td></td><td></td><td></td><td></td><td></td><td></td> </tr> <tr> <td colspan="14" style="text-align:center">OPERATING BUDGET IMPACT (000'S)</td> </tr> <tr> <td>Personal Svc.</td> <td></td><td></td><td></td><td></td><td></td><td></td><td></td><td></td><td></td><td></td><td></td><td></td><td></td> </tr> <tr> <td>Non-personal</td> <td></td><td></td><td></td><td></td><td></td><td></td><td></td><td></td><td></td><td></td><td></td><td></td><td></td> </tr> <tr> <td>Capital</td> <td></td><td></td><td></td><td></td><td></td><td></td><td></td><td></td><td></td><td></td><td></td><td></td><td></td> </tr> <tr> <td>Total Operating</td> <td></td><td></td><td></td><td></td><td></td><td></td><td></td><td></td><td></td><td></td><td></td><td></td><td></td> </tr> </tbody> </table>												Prior Actual	Est FY25	Calc. for FY26			FY26	FY27	FY28	FY29	FY30	FY31	FUTURE	Total	Orig. FY26	Est c/o to FY26	New \$ FY26	EXPENDITURE PLAN (000'S)														Design/Arch/Eng														Land (or ROW)														Construction			900	2,801	2,600	6,301							6,301	Internal Costs														Equipment														Interest														Other Fees & Costs			100	742	400	1,242							1,242	Total Project Cost			1,000	3,543	3,000	7,543							7,543	FUNDING PLAN (000'S)														Conn. Fee -Wastewater			500	1,682	1,000	3,182							3,182	Conn. Fee -Water			500	1,861	2,000	4,361							4,361	Total Funding			1,000	3,543	3,000	7,543							7,543	LOAN REPAYMENT SCHEDULE (000'S)														Total Loan Repayment														OPERATING BUDGET IMPACT (000'S)														Personal Svc.														Non-personal														Capital														Total Operating														<p>Actual Reimbursements Home Depot Reimbursement est. FY09 File 06/1174</p> <p>Possible locations for oversizing requests for future growth</p> <p>Others to be determined by Utility Agreements with developers</p>											
	Prior Actual	Est FY25	Calc. for FY26			FY26	FY27	FY28	FY29	FY30				FY31	FUTURE	Total																																																																																																																																																																																																																																																																																																															
			Orig. FY26	Est c/o to FY26	New \$ FY26																																																																																																																																																																																																																																																																																																																										
EXPENDITURE PLAN (000'S)																																																																																																																																																																																																																																																																																																																															
Design/Arch/Eng																																																																																																																																																																																																																																																																																																																															
Land (or ROW)																																																																																																																																																																																																																																																																																																																															
Construction			900	2,801	2,600	6,301							6,301																																																																																																																																																																																																																																																																																																																		
Internal Costs																																																																																																																																																																																																																																																																																																																															
Equipment																																																																																																																																																																																																																																																																																																																															
Interest																																																																																																																																																																																																																																																																																																																															
Other Fees & Costs			100	742	400	1,242							1,242																																																																																																																																																																																																																																																																																																																		
Total Project Cost			1,000	3,543	3,000	7,543							7,543																																																																																																																																																																																																																																																																																																																		
FUNDING PLAN (000'S)																																																																																																																																																																																																																																																																																																																															
Conn. Fee -Wastewater			500	1,682	1,000	3,182							3,182																																																																																																																																																																																																																																																																																																																		
Conn. Fee -Water			500	1,861	2,000	4,361							4,361																																																																																																																																																																																																																																																																																																																		
Total Funding			1,000	3,543	3,000	7,543							7,543																																																																																																																																																																																																																																																																																																																		
LOAN REPAYMENT SCHEDULE (000'S)																																																																																																																																																																																																																																																																																																																															
Total Loan Repayment																																																																																																																																																																																																																																																																																																																															
OPERATING BUDGET IMPACT (000'S)																																																																																																																																																																																																																																																																																																																															
Personal Svc.																																																																																																																																																																																																																																																																																																																															
Non-personal																																																																																																																																																																																																																																																																																																																															
Capital																																																																																																																																																																																																																																																																																																																															
Total Operating																																																																																																																																																																																																																																																																																																																															

FY2026 Capital Improvements Budget / FY 2026 - FY 2031 Project Detail

Project No. c362405

GENERAL PROJECT DATA:		Status: In Progress	CONCURRENCY REQUIREMENTS		(Y/N)	PROJECT NEED CRITERIA	PROJECT SCHEDULE	FY26	FY27	FY28	FY29	FY30	FY31
Project Title:	CCU Business Services Customer Billing and Data Base		Does project add new capacity?	N		Safety							
Functional Area:	Utilities		Is project required to maintain level of service:	N		Mandate							
Department:	Business Services		- Within 5 years? List project in CIE	Y		Replace	X						
Location:	System wide		- From 6 to 10 years? Monitor Annually	N		Growth							

PROJECT DESCRIPTION:
 Migrate Banner to current version - Improve efficiencies and ensure support of software.

 Annual allocation of \$800K continues into the future.

*** Available funds reissued from c361401**

OPERATING BUDGET IMPACT:
 CCU has purchased the upgraded version of the Customer Suite.
 Software/License/Support estimated \$400,000 annually but timing to be determined once Banner is upgraded.

PROJECT RATIONALE (Include Additional LOS Detail, if necessary):

 Improve efficiencies and ensure support of software platform.

REPLACEMENT COUNTY PROPERTY NO.:

	Prior Actual	Est FY25	Calc. for FY26			FY26	FY27	FY28	FY29	FY30	FY31	FUTURE	Total
			(1) Orig. FY26	(2) Est c/o to FY26	(3) New \$ FY26								
EXPENDITURE PLAN (000'S)													
Design/Arch/Eng													
Land (or ROW)													
Construction													
Internal Costs													
Equipment													
Interest													
Other Fees & Costs			800	1,602	3,998	6,400							6,400
Total Project Cost			800	1,602	3,998	6,400							6,400
FUNDING PLAN (000'S)													
Utility Operations & Maint			800	1,602	3,998	6,400							6,400
Sinking Fund													
Other Fund													
Total Funding			800	1,602	3,998	6,400							6,400
LOAN REPAYMENT SCHEDULE (000'S)													
Total Loan Repayment													
OPERATING BUDGET IMPACT (000'S)													
Personal Svc.						400	400	412	412	424	424	424	2,897
Non-personal Capital													
Total Operating						400	400	412	412	424	424	424	2,897

FY2026 Capital Improvements Budget / FY 2026 - FY 2031 Project Detail

Project No. c362602

GENERAL PROJECT DATA:		Status	New	CONCURRENCY REQUIREMENTS		(Y/N)	PROJECT NEED	PROJECT	FY26	FY27	FY28	FY29	FY30	FY31
Project Title:	Sandhill Widening			Does project add new capacity?		N	CRITERIA	SCHEDULE	1 2 3 4	1 2 3 4	1 2 3 4	1 2 3 4	1 2 3 4	1 2 3 4
Functional Area:	Water/Sewer/Reclaim	Is project required to maintain level of service:					Safety	Design/Arch						
Department:	Utilities - Engineering	- Within 5 years? List project in CIE				N/A	Mandate	Land/ROW						
Location:	System Wide	- From 6 to 10 years? Monitor Annually				N/A	Replace	Construct						
							Growth	Equipment						

PROJECT DESCRIPTION:
 Utilities potable water, wastewater and reclaimed water facilities (relocation, modification, and/or reconstruction) within the Public Works Sandhill Blvd. Widening Project. Sandhill Blvd from Kings Highway to Deep Creek Blvd. Intersection improvements at Capricorn Blvd. and Deep Creek Blvd.

PROJECT RATIONALE (Include Additional LOS Detail, if necessary):
 CIP supports Public Works road widening project requiring relocation and/or replacement of utility infrastructure.

OPERATING BUDGET IMPACT:
 No operational impacts to new mains (replacing existing lines)
 Valve exercising and inspections/clean outs Air Release Valves - average estimate, \$1,400 annually.

Past projects have shown it is significantly more cost-effective and efficient to complete both projects simultaneously, minimizing disruption to the community and reducing overall project duration by avoiding the need to excavate the same location twice.

		Calc. for FY26					FY26	FY27	FY28	FY29	FY30	FY31	FUTURE	Total
Prior Actual	Est FY25	Orig. FY26	Est c/o to FY26	New \$ FY26										
EXPENDITURE PLAN (000'S)														
Design/Arch/Eng				800		800							800	
Land (or ROW)														
Construction				6,400		6,400							6,400	
Internal Costs				800		800							800	
Equipment														
Interest														
Other Fees & Costs														
Total Project Cost				8,000		8,000							8,000	
FUNDING PLAN (000'S)														
Utility Operations & Maint														
Utility Repair & Replace Fund				4,500		4,500							4,500	
Conn. Fee -Wastewater				3,500		3,500							3,500	
Conn. Fee -Water														
Total Funding				8,000		8,000							8,000	
LOAN REPAYMENT SCHEDULE (000'S)														
Total Loan Repayment														
OPERATING BUDGET IMPACT (000'S)														
Personal Svc.														
Non-personal								1	1	1	1		4	
Capital														
Total Operating								1	1	1	1		4	



This page intentionally left blank

FY2026 Capital Improvements Budget / FY 2026 - FY 2031 Project Detail

Project No.

GENERAL PROJECT DATA:		CONCURRENCY REQUIREMENTS:		PROJECT NEED CRITERIA		PROJECT SCHEDULE		FY26		FY27		FY28		FY29		FY30		FY31			
Project Title:	Section V Public Works MSBU/TU Infrastructure Compliance	Does project add capacity (Y/N)?:		Safety		1	2	3	4	1	2	3	4	1	2	3	4	1	2	3	4
Functional Area:	MSBU/TU	Is it required to maintain Level of Service:		Mandate																	
Department:	Public Works/Engineering	W/in 5 years? List in CIE (Y/N):		Replace																	
Location:		6 to 10 years? Monitor (Y/N):		Growth																	

PROJECT DESCRIPTION:

PROJECT RATIONALE (Include Additional LOS Detail, if necessary):

OPERATING BUDGET IMPACT:

	Prior Actual	Est FY25	Calc. for FY26			FY26	FY27	FY28	FY29	FY30	FY31	FUTURE	Total
			Orig. FY26	Est c/o to FY26	New \$ FY26								
EXPENDITURE PLAN (000'S)													
Design/Arch/Eng	3,459	42	931	1,343	-1,238	1,036	200	1,035	200	100	100	500	6,673
Land (or ROW)	3				1	1							4
Construction	4,858		1,500	92	-92	1,500	1,500	30,603	1,500	1,000	1,000	5,000	46,961
Internal Costs	1,550	14	203	262	-382	83	60	305	60	40	40	200	2,352
Equipment	19												19
Interest													
Other Fees & Costs	3		1	1	-2								3
Total Project Cost	9,892	57	2,635	1,697	-1,712	2,620	1,760	31,943	1,760	1,140	1,140	5,700	56,011
FUNDING PLAN (000'S)													
MSBU/TU Assessments	5,437	42	2,620	1,422	-1,498	2,545	1,760	21,519	1,760	1,140	1,140	5,700	41,042
Grants	2,114	15	14	264	-215	63							2,193
Grants Pending	0							10,424					10,424
Ad Valorem	772			12		12							784
Gas Tax (Trans Trust)	9												9
Capital Projects Fund	1,559												1,559
Other Government													
Total Funding	9,892	57	2,635	1,697	-1,712	2,620	1,760	31,943	1,760	1,140	1,140	5,700	56,011
LOAN REPAYMENT SCHEDULE (000'S)													
Assessments													
Ad Valorem													
Total Loan Repayment													
OPERATING BUDGET IMPACT (000'S)													
Personal Svc.													
Non-personal													
Capital													
Total Operating													

FY2026 Capital Improvements Budget / FY 2026 - FY 2031 Project Detail

Project No. c391903

GENERAL PROJECT DATA:		Status	In Progress	CONCURRENCY REQUIREMENTS		(Y/N)	PROJECT NEED	PROJECT SCHEDULE	FY26	FY27	FY28	FY29	FY30	FY31
Project Title:	Caloosahatchee TMDL/BMAP (Basin Management Action Plan)			Does project add new capacity?	No		CRITERIA		1 2 3 4	1 2 3 4	1 2 3 4	1 2 3 4	1 2 3 4	1 2 3 4
Functional Area:	Stormwater	Is project required to maintain level of service:					Safety	Design/Arch						
Department:	Public Works	- Within 5 years? List project in CIE				No	Mandate	Land/ROW						
Location:	South County	- From 6 to 10 years? Monitor Annually				No	Replace	Construct						
							Growth	Equipment						

PROJECT DESCRIPTION:
 In order to meet the requirements set forth by FDEP for the TMDL program, a consultant will be used to determine the requirements of the Caloosahatchee Basin Management Action Plan, and to then develop projects that will satisfy those requirements. Estimates for construction will be updated once the projects have been developed.

Funding is advanced from the General Fund until the impacted properties can be identified and a non-advalorem MSBU assessment can be put into place to reimburse, and pay for the future implementation of projects.

PROJECT RATIONALE (Include Additional LOS Detail, if necessary):
 "Draining to Lee" is the portion of eastern Charlotte County that drains into the Caloosahatchee through Lee County. The properties and not currently in any storm water MSBU.

OPERATING BUDGET IMPACT:
 Operating costs will be dependent on the plan developed by the consultant.

FDEP has determined that Charlotte County needs to do more projects to fulfill the requirements for the TMDL. While we are currently performing education towards our TMDL requirement, the agency has determined more needs to be done.

REPLACEMENT COUNTY PROPERTY NO.:

	Prior Actual	Est FY25	Calc. for FY26		New \$ FY26	FY26	FY27	FY28	FY29	FY30	FY31	FUTURE	Total
			Orig. FY26	Est c/o to FY26									
EXPENDITURE PLAN (000'S)													
Design/Arch/Eng	16			10		10							26
Land (or ROW)													
Construction													
Internal Costs	6		2			2							8
Equipment													
Interest													
Other Fees & Costs													
Total Project Cost	22		2	10		12							34
FUNDING PLAN (000'S)													
MSBU/TU Assessments			2	-2									
Ad Valorem	22			12		12							34
Total Funding	22		2	10		12							34
LOAN REPAYMENT SCHEDULE (000'S)													
Total Loan Repayment													
ANNUAL OPERATING BUDGET IMPACT (000'S)													
Personal Svc.													
Non-personal													
Capital													
Total Operating													

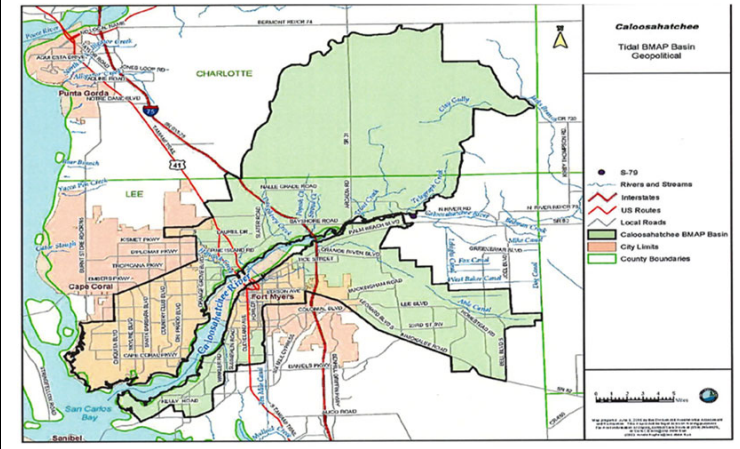


Figure 1. Caloosahatchee Estuary Basin

FY2026 Capital Improvements Budget / FY 2026 - FY 2031 Project Detail

Project No. c392001

GENERAL PROJECT DATA:		Status	In Progress	CONCURRENCY REQUIREMENTS		(Y/N)	PROJECT NEED		PROJECT		FY26		FY27		FY28		FY29		FY30		FY31					
Project Title:		Canal Sediment Removal-Mid County		Does project add new capacity?		Yes/No	CRITERIA		SCHEDULE		1	2	3	4	1	2	3	4	1	2	3	4	1	2	3	4
Functional Area:		Stormwater		Is project required to maintain level of service:			Safety		Desgn/Arch																	
Department:		Public Works/Engineering		- Within 5 years? List project in CIE		Yes/No	Mandate		Land/ROW																	
Location:		Stormwater, Mid County		- From 6 to 10 years? Monitor Annually		Yes/No	Replace		Construct																	
							Growth		Equipment																	

PROJECT DESCRIPTION:
 This project will provide for the engineering design and construction for the sediment removal, nutrient removal and vegetation removal in order to maintain positive drainage in the Mid County upland canals.

 Funding is provided from the Mid County Stormwater Unit.

PROJECT RATIONALE (Include Additional LOS Detail, if necessary):
 The canals included in this project were originally dredged approximately 60 years ago. Over the years, sediment has built up in the canals which contain nutrients that degrade the water quality as well as take up vital storage for stormwater runoff. This project will regrade the canals to their original design capacity and it is anticipated that by removing the nutrient rich sediment will improve water quality. The County is working with the FDEP in order to use this project to mitigate for any future TMDL that might be imposed upon these canals.

OPERATING BUDGET IMPACT:
 There are no additional operating impacts associated with this project.

REPLACEMENT COUNTY PROPERTY NO.:

	Prior Actual	Est FY25	Calc. for FY26			FY26	FY27	FY28	FY29	FY30	FY31	FUTURE	Total
			Orig. FY26	Est c/o to FY26	New \$ FY26								
EXPENDITURE PLAN (000'S)													
Design/Arch/Eng Land (or ROW)	28		100	26	-26	100	100	100	100	100	100	500	1,128
Construction			1,000			1,000	1,000	1,000	1,000	1,000	1,000	5,000	11,000
Internal Costs	14		40	1	-1	40	40	40	40	40	40	200	454
Equipment													
Interest													
Other Fees & Costs													
Total Project Cost	43		1,140	27	-27	1,140	1,140	1,140	1,140	1,140	1,140	5,700	12,583
FUNDING PLAN (000'S)													
MSBU/TU Assessments	43		1,140	27	-27	1,140	1,140	1,140	1,140	1,140	1,140	5,700	12,583
Total Funding	43		1,140	27	-27	1,140	1,140	1,140	1,140	1,140	1,140	5,700	12,583
LOAN REPAYMENT SCHEDULE (000'S)													
Total Loan Repayment													
ANNUAL OPERATING BUDGET IMPACT (000'S)													
Personal Svc.													
Non-personal													
Capital													
Total Operating													

Proposed Canals:

Doolittle WW	Frederick WW
Rothschild WW	Theresa WW
Crestwood WW	Bayshore WW (North of 41)
Willindon WW	DeSoto Ditch
Flamingo WW	
Como WW	
Courtland WW	
Auburn WW	
Pellam WW	
Crestview WW	
Sunset WW	
LionHeart WW	
Dorchester WW	
Niagara WW	
Fordham WW	
Morningstar WW	
Haverhill WW	
Elkcam WW	
Yale WW	
Buffalo WW	
Pompano WW	
Delevan WW	

FY2026 Capital Improvements Budget / FY 2026 - FY 2031 Project Detail **Project No. c392002**

GENERAL PROJECT DATA:		Status	In Progress	CONCURRENCY REQUIREMENTS		(Y/N)	PROJECT NEED	PROJECT	FY26	FY27	FY28	FY29	FY30	FY31
Project Title: Canal Sediment Removal-West County				Does project add new capacity?		Yes/No	CRITERIA	SCHEDULE	1 2 3 4	1 2 3 4	1 2 3 4	1 2 3 4	1 2 3 4	1 2 3 4
Functional Area: Stormwater				Is project required to maintain level of service:			Safety	Desgn/Arch						
Department: Public Works/Engineering				- Within 5 years? List project in CIE		Yes/No	Mandate	Land/ROW						
Location: West County				- From 6 to 10 years? Monitor Annually		Yes/No	Replace	Construct						
							Growth	Equipment						

PROJECT DESCRIPTION:
 This project will provide for the engineering design and construction for the sediment removal, nutrient removal and vegetation removal in order to maintain positive drainage in the West County upland canals.

 Funding is provided from the West County Stormwater Unit. Annual allocation of \$620,000 continues into the future.

PROJECT RATIONALE (Include Additional LOS Detail, if necessary):
 The canals included in this project were originally dredged approximately 60 years ago. Over the years, sediment has built up in the canals which contain nutrients that degrade the water quality as well as take up vital storage for stormwater runoff. This project will regrade the canals to their original design capacity and it is anticipated that by removing the nutrient rich sediment will improve water quality. The County is working with the FDEP in order to use this project to mitigate for any future TMDL that might be imposed upon these canals.

OPERATING BUDGET IMPACT:
 There are no additional operating impacts associated with this project.

REPLACEMENT COUNTY PROPERTY NO.:

	Prior Actual	Est FY25	Calc. for FY26			FY26	FY27	FY28	FY29	FY30	FY31	FUTURE	Total
			Orig. FY26	Est c/o to FY26	New \$ FY26								
EXPENDITURE PLAN (000'S)													
Design/Arch/Eng	12		100	24	-24	100	100	100	100				412
Land (or ROW)													
Construction			500			500	500	500	500				2,000
Internal Costs	13		20	1	-1	20	20	20	20				93
Equipment													
Interest													
Other Fees & Costs													
Total Project Cost	26		620	25	-25	620	620	620	620				2,506
FUNDING PLAN (000'S)													
MSBU/TU Assessments	26	-	620	25	-25	620	620	620	620				2,506
Total Funding	26	-	620	25	-25	620	620	620	620				2,506
LOAN REPAYMENT SCHEDULE (000'S)													
Total Loan Repayment													
ANNUAL OPERATING BUDGET IMPACT (000'S)													
Personal Svc.													
Non-personal													
Capital													
Total Operating													

Proposed Canals:
 Claremont WW
 Butterford WW
 Newgate WW
 Blueberry Lake
 March WW
 Seamist WW
 Memorial WW
 Mighty Rotonda River
 Rotonda Canals

FY2026 Capital Improvements Budget / FY 2026 - FY 2031 Project Detail **Project No. c390202**

GENERAL PROJECT DATA:		Status	Closed	CONCURRENCY REQUIREMENTS:		(Y/N)	PROJECT NEED		PROJECT	FY26	FY27	FY28	FY29	FY30	FY31		
Project Title:	National Pollution Discharge Elimination Pgm	Does project add new capacity?	No	CRITERIA	SCHEDULE	1	2	3	4	1	2	3	4	1	2	3	4
Functional Area:	Stormwater Management	Is project required to maintain level of service:		Safety	Desgn/Arch												
Department:	Public Works/Engineering	- Within 5 years? List project in CIE	No	Mandate	Land/ROW												
Location:	Stormwater MSBUs, County Wide	- From 6 to 10 years? Monitor Annually	No	Replace	Construct												
				Maint	Equipment												

PROJECT DESCRIPTION:
 Continue to implement the National Pollution Discharge Elimination System (NPDES) Phase II permit for Charlotte County. The permit includes coordination with Florida Department of Transportation.
 Funding is split equally between Mid Charlotte, South Charlotte, and West Charlotte Stormwater Units.

PROJECT RATIONALE (Include Additional LOS Detail, if necessary):
 As required by the Environmental Protection Agency (EPA), operators of storm sewer systems are required to implement programs and practices to control polluted stormwater runoff. This project is to reduce adverse impacts to water quality and aquatic habitat by instituting the use of controls on unregulated sources of stormwater into Charlotte Harbor.
 Charlotte County received the first 5-year permit in 2003. The most recent renewal of the permit was received in January 2018 and is in effect until December 31, 2022. Minimum project requirements are public education and outreach, public participation/involvement, construction site runoff control and pollution prevention.

OPERATING BUDGET IMPACT:
 There are no additional operating impacts associated with this project.

	Prior Actual	Est FY25	Calc. for FY26			FY26	FY27	FY28	FY29	FY30	FY31	FUTURE	Total
			Orig. FY26	Est c/o to FY26	New \$ FY26								
EXPENDITURE PLAN (000'S)													
Design/Arch/Eng	501		50	50	-100								501
Land (or ROW)													
Construction	26			10	-10								26
Internal Costs	1,078		75	94	-169								1,078
Equipment													
Interest													
Other Fees & Costs													
Total Project Cost	1,605		125	154	-279								1,605
FUNDING PLAN (000'S)													
MSBU/TU Assessments	1,596		125	149	-274								1,596
Grants	8			4	-4								8
Total Funding	1,605		125	154	-279								1,605
LOAN REPAYMENT SCHEDULE (000'S)													
Total Loan Repayment													
ANNUAL OPERATING BUDGET IMPACT (000'S)													
Personal Svc.													
Non-personal													
Capital													
Total Operating													



FY2026 Capital Improvements Budget / FY 2026 - FY 2031 Project Detail

Project No. c392601

GENERAL PROJECT DATA:		Status New	CONCURRENCY REQUIREMENTS (Y/N)		PROJECT NEED	PROJECT	FY26	FY27	FY28	FY29	FY30	FY31
Project Title:	Open Outfalls/Canal Hardening (HMGP-4673)		Does project add new capacity?	Yes/No	CRITERIA	SCHEDULE	1 2 3 4	1 2 3 4	1 2 3 4	1 2 3 4	1 2 3 4	1 2 3 4
Functional Area:	Public Works		Is project required to maintain level of service:	Yes/No	Safety	Design/Arch						
Department:	Public Works		- Within 5 years? List project in CIE	Yes/No	Mandate	Land/ROW						
Location:	County wide		- From 6 to 10 years? Monitor Annually	Yes/No	Replace	Construct	X					
					Growth	Equipment						

PROJECT DESCRIPTION:
 This project is to harden open outfall systems to protect drainage infrastructure in storm events.

PROJECT RATIONALE (Include Additional LOS Detail, if necessary):
 The installation of concrete piping and culverts within the established drainage right-of-ways will enhance the resilience of the County's stormwater infrastructure by safeguarding the ongoing functionality of drainage systems during severe weather events. This protection project aims to fortify the existing infrastructure, thereby ensuring uninterrupted drainage capabilities. Based on Charlotte County's current stormwater management regulations, all drainage will be constructed to a 25-year level of protection.

OPERATING BUDGET IMPACT:
 No change in operating impacts as the outfalls are currently being maintained.

REPLACEMENT COUNTY PROPERTY NO.:

	Prior Actual	Est FY25	Calc. for FY26			FY26	FY27	FY28	FY29	FY30	FY31	FUTURE	Total
			Orig. FY26	Est c/o to FY26	New \$ FY26								
EXPENDITURE PLAN (000'S)													
Design/Arch/Eng													
Land (or ROW)													
Construction								7,007					7,007
Internal Costs								145					145
Equipment													
Interest													
Other Fees & Costs													
Total Project Cost								7,152					7,152
FUNDING PLAN (000'S)													
MSBU/TU Assessments													2,828
Grants Pending													4,324
Total Funding								7,152					7,152
LOAN REPAYMENT SCHEDULE (000'S)													
Total Loan Repayment													
OPERATING BUDGET IMPACT (000'S)													
Personal Svc.													
Non-personal Capital													
Total Operating													

The County has focused on the NW Charlotte Canal systems of Apollo, Jupiter, Markham, and Venus along with the smaller canals off of those since they are among the most vulnerable to coastal flooding and have well-developed drainage plans.

FY2026 Capital Improvements Budget / FY 2026 - FY 2031 Project Detail

Project No. c391204

GENERAL PROJECT DATA:		Status	In Progress	CONCURRENCY REQUIREMENTS:		(Y/N)	PROJECT NEED	PROJECT	FY26	FY27	FY28	FY29	FY30	
Project Title:	South Gulf Cove Parallel Lock			Does project add new capacity?	No		CRITERIA	SCHEDULE	1 2 3 4	1 2 3 4	1 2 3 4	1 2 3 4	1 2 3 4	1 2 3 4
Functional Area:	Engineering, Dredging, Coastal Management			Is project required to maintain level of service:	No		Safety	Design/Arch						
Department:	Public Works\Engineering			- Within 5 years? List project in CIE	No		Mandate	Land/ROW						
Location:	South Gulf Cove WW MSBU			- From 6 to 10 years? Monitor Annually	No		Replace	Construct						
							Maint	Equipment						

PROJECT DESCRIPTION:
 This project is for the design, permitting, and construction of a parallel lock structure and a tender house to operate the lock.

 The design of the project will be funded by assessments in the South Gulf Cove WW MSBU.

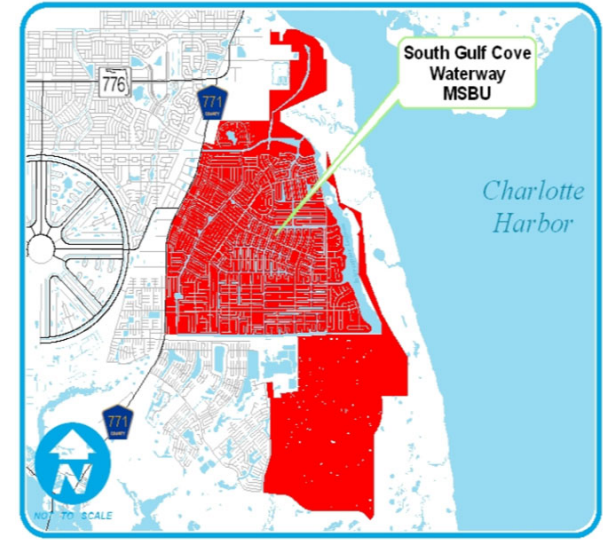
PROJECT RATIONALE (Include Additional LOS Detail, if necessary):
 The MSBU Committee is concerned about the congestion of the lock area being more than the current lock can handle.

 They feel an additional parallel lock is needed in the SGC Waterway system.

OPERATING BUDGET IMPACT:
 The operating impact will be based on the annual maintenance plan that will be developed in coordination with construction.

REPLACEMENT COUNTY PROPERTY NO.:

	Prior Actual	Est FY25	Calc. for FY26			FY26	FY27	FY28	FY29	FY30	FY31	FUTURE	Total
			Orig. FY26	Est c/o to FY26	New \$ FY26								
EXPENDITURE PLAN (000'S)													
Design/Arch/Eng	481		581	246		826		835					2,143
Land (or ROW)	3	.15			1	1							4
Construction								22,096					22,096
Internal Costs	54		8	14	-1	21		100					175
Equipment													
Interest													
Other Fees & Costs													
Total Project Cost	538		588	259		848		23,031					24,417
FUNDING PLAN (000'S)													
MSBU/TU Assessments	538		588	259		848		16,931					18,317
Grants Pending								6,100					6,100
Total Funding	538		588	259		848		23,031					24,417
LOAN REPAYMENT SCHEDULE (000'S)													
Total Loan Repayment													
ANNUAL OPERATING BUDGET IMPACT (000'S)													
Personal Svc.													
Non-personal													
Capital													
Total Operating													



FY2026 Capital Improvements Budget / FY 2026 - FY 2031 Project Detail

Project No. c390901

GENERAL PROJECT DATA:		Status	In Closeout	CONCURRENCY REQUIREMENTS:		(Y/N)	PROJECT NEED CRITERIA	PROJECT SCHEDULE	FY26	FY27	FY28	FY29	FY30	FY31
Project Title:	Stump Pass Monitoring			Does project add new capacity?	No		Safety	X	1 2 3 4	1 2 3 4	1 2 3 4	1 2 3 4	1 2 3 4	1 2 3 4
Functional Area:	Stormwater/Coastal Management			Is project required to maintain level of service:			Mandate							
Department:	Public Works/Engineering			- Within 5 years? List project in CIE	No		Replace							
Location:	Stump Pass MSB/TU, West County			- From 6 to 10 years? Monitor Annually	No		Maint							

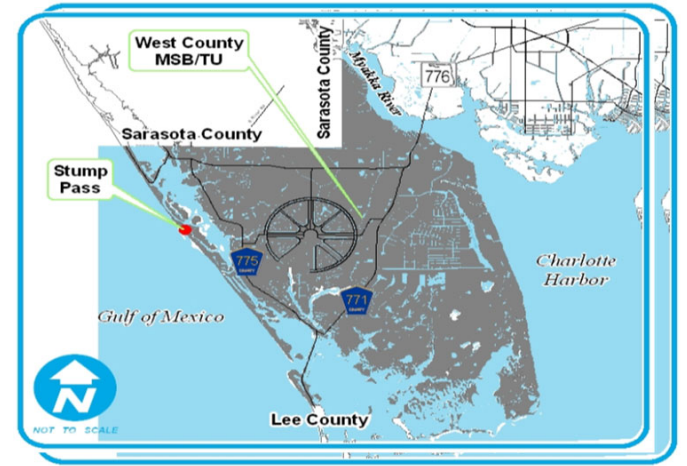
PROJECT DESCRIPTION:
 For continued monitoring according to Department of Environmental Protection's permit requirements and grants with Charlotte County. Monitoring of sand, shorebirds, sea grass and sea turtles will be conducted as it relates to dredging within Stump Pass, on Knight Island, Don Pedro Island and Manasota Key. Engineering to establish long-term management plan monitoring requirements. Funding includes continuation of the permitting process.

PROJECT RATIONALE (Include Additional LOS Detail, if necessary):
 Ongoing monitoring is a permit requirement of the prior Stump Pass Dredging Projects. Associated with establishing a long-term management plan.

OPERATING BUDGET IMPACT:
 The monitoring is an operating expense related to the impacts of dredging.

REPLACEMENT COUNTY PROPERTY NO.:

	Prior Actual	Est FY25	Calc. for FY26			FY26	FY27	FY28	FY29	FY30	FY31	FUTURE	Total
			Orig. FY26	Est c/o to FY26	New \$								
EXPENDITURE PLAN (000'S)													
Design/Arch/Eng	1,924	42	40	330	-370								1,967
Land (or ROW)													
Construction	524												524
Internal Costs	82	14	54	132	-186								96
Equipment	19												19
Interest													
Other Fees & Costs	3	0.2	1	1	-2								3
Total Project Cost	2,552	57	95	464	-559								2,609
FUNDING PLAN (000'S)													
MSBU/TU Assessments	554	42	81	205	-349	-63							533
Grants	1,998	15	14	259	-210	63							2,076
Total Funding	2,552	57	95	464	-559								2,609
LOAN REPAYMENT SCHEDULE (000'S)													
Total Loan Repayment													
ANNUAL OPERATING BUDGET IMPACT (000'S)													
Personal Svc.													
Non-personal													
Capital													
Total Operating													



FY2026 Capital Improvements Budget / FY 2026 - FY 2031 Project Detail

Project No. c391303

GENERAL PROJECT DATA:		Status	Closed	CONCURRENCY REQUIREMENTS:		(Y/N)	PROJECT NEED CRITERIA		PROJECT SCHEDULE		FY26		FY27		FY28		FY29		FY30		FY31			
Project Title:	Sunshine Lake/Sunrise Waterway Water			Does project add new capacity?	No		Safety	Design/Arch	1	2	3	4	1	2	3	4	1	2	3	4	1	2	3	4
Functional Area:	Quality Project			Is project required to maintain level of service:			Mandate	Land/ROW																
Department:	Stormwater Utility			- Within 5 years? List project in CIE	No		Replace	Construct																
Location:	Public Works\Engineering			- From 6 to 10 years? Monitor Annually	No		Growth	Equipment																
	Mid County Stormwater MSBU																							

PROJECT DESCRIPTION:
 Sunshine Lake/Sunrise Waterway has an algae problem. The system needs to be dredged and recharge wells installed. There may be additional projects that need to be done including aeration system and/or water control structures. In order to increase the project costs for the cleanup a CIP amendment was taken to the Board of County Commissioner's meeting of 12/11/12. At the meeting Board directed staff to apply \$750,000 of Parkside TIF funds to the project funding. Additional funds were added in FY2013 from the Capital Projects Fund. As the Ex-Officio governing Board, the BCC at a meeting of March 3, 2015 directed to reimburse the Parkside TIF for \$750,000 and use Ad Valorem general revenues. A SWFWMD grant was obtained in 2014 to assist in the funding of the nutrient source evaluation task.

PROJECT RATIONALE (Include Additional LOS Detail, if necessary):
 The condition of the water in the lake has been deteriorating over a number of years. Residents use the water to irrigate their grass, and in order to clean up the water the lake bottom needs to be dredged and cleaned of muck. A system may need to be put in place to keep the algae from blooming in the future. Annual Monitoring of the system along with recommended projects are needed to ensure the health of the waterway. Maintenance of the recharge wells and harvesting of the floating treatment wetlands will need to be done annually.

OPERATING BUDGET IMPACT:
 Recurring maintenance associated with testing water quality.

REPLACEMENT COUNTY PROPERTY NO.:

	Prior Actual	Est FY25	Calc. for FY26			FY26	FY27	FY28	FY29	FY30	FY31	FUTURE	Total
			Orig. FY26	Est c/o to FY26	New \$ FY26								
EXPENDITURE PLAN (000'S)													
Design/Arch/Eng	491		60	257	-317								491
Land (or ROW)													
Construction	4,308			82	-82								4,308
Internal Costs	272		4	4	-8								272
Equipment													
Interest													
Other Fees & Costs													
Total Project Cost	5,071		64	343	-407								5,071
FUNDING PLAN (000'S)													
MSBU/TU Assessments	2,645		64	343	-407								2,645
Debt Proceeds													
Grants	108												108
TIF													
Capital Projects Fund	1,559												1,559
Gas Tax (Trans Trust)	9												9
Ad Valorem	750												750
Boater Improvement													
Total Funding	5,071		64	343	-407								5,071
LOAN REPAYMENT SCHEDULE (000'S)													
Total Loan Repayment													
ANNUAL OPERATING BUDGET IMPACT (000'S)													
Personal Svc.													
Non-personal													
Capital													
Total Operating													



FY2026 Capital Improvements Budget / FY 2026 - FY 2031 Project Detail **Project No. c390305**

GENERAL PROJECT DATA:		Status	Closed	CONCURRENCY REQUIREMENTS:		(Y/N)	PROJECT NEED	PROJECT SCHEDULE	FY26	FY27	FY28	FY29	FY30	FY31
Project Title: Total Maximum Daily Load Program				Does project add new capacity?		No	CRITERIA		1 2 3 4	1 2 3 4	1 2 3 4	1 2 3 4	1 2 3 4	1 2 3 4
Functional Area: Stormwater Management				Is project required to maintain level of service:			Safety							
Department: Public Works/Engineering				- Within 5 years? List project in CIE		No	Mandate	X						
Location: Stormwater MSBUs, County Wide				- From 6 to 10 years? Monitor Annually		No	Replace							
							Growth							

PROJECT DESCRIPTION:
 The objective of the TMDL initiative is to develop water quality based controls to reduce pollution from both point and non-point sources and to restore and maintain the quality of water resources in designated areas identified by EPA/FDEP. The Engineering Consultant will address EPA and/or DEP requirements pertaining to initial development of this program. This work may include but not be limited to: modeling of pollutant loadings at locations designated by EPA and/or DEP and recommendations to address any mandated stormwater management projects.

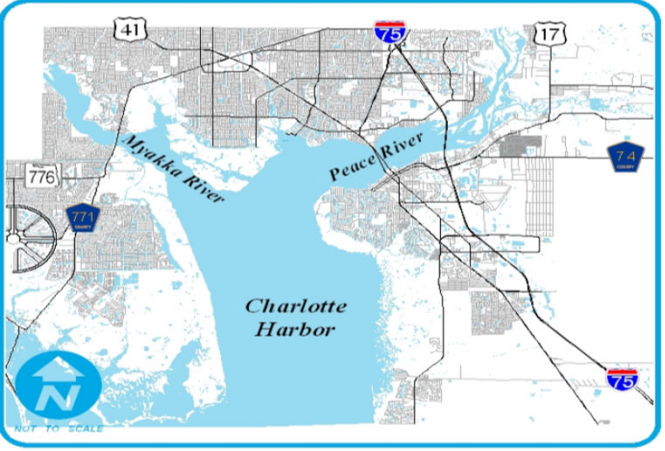
Funding is split equally between Mid Charlotte, South Charlotte, and West Charlotte Stormwater Units.

PROJECT RATIONALE (Include Additional LOS Detail, if necessary):
 The Environmental Protection Agency (EPA) is requiring all states to identify those waters within its boundaries not meeting water quality standards applicable to the waters' designated uses. In Florida, this program is being initiated/implemented by the Florida Department of Environmental Protection (FDEP). Possible water bodies affected by this program in Charlotte County are Charlotte Harbor and the Peace and Myakka Rivers. This project is to initiate efforts to address water quality issues that may be derived as this initiative by EPA and FDEP progresses.

OPERATING BUDGET IMPACT:
 There are no additional operating impacts associated with this project.

REPLACEMENT COUNTY PROPERTY NO.:

	Prior Actual	Est FY25	Calc. for FY26			FY26	FY27	FY28	FY29	FY30	FY31	FUTURE	Total
			Orig. FY26	Est c/o to FY26	New \$ FY26								
EXPENDITURE PLAN (000'S)													
Design/Arch/Eng	5		400	-400									5
Land (or ROW)													
Construction													
Internal Costs	30		16	-16									30
Equipment													
Interest													
Other Fees & Costs													
Total Project Cost	35		416	-416									35
FUNDING PLAN (000'S)													
MSBU/TU Assessments	35		416	-416									35
Total Funding	35		416	-416									35
LOAN REPAYMENT SCHEDULE (000'S)													
Total Loan Repayment													
ANNUAL OPERATING BUDGET IMPACT (000'S)													
Personal Svc.													
Non-personal													
Capital													
Total Operating													





This page intentionally left blank

FY2026 Capital Improvements Budget / FY 2026 - FY 2031 Project Detail													Project No.												
GENERAL PROJECT DATA:				COMPREHENSIVE PLAN INFORMATION:				PROJECT NEED CRITERIA		PROJEC SCHEDULE	FY26	FY27	FY28	FY29	FY30	FY31									
Project Title:		Section W - Solid Waste Infrastructure		Project listed in CIE?		Comp. Plan reference:		Safety	Design/Arch	2	3	4	2	3	4	2	3	4							
Functional Area:		Compliance Summary		LOS/Concurrency Related:		Mandate	Land/ROW																		
Department:		Road Maintenance & Operations				Replace	Construct																		
Location:		Public Works				Growth	Equipment																		
PROJECT DESCRIPTION:													PROJECT RATIONALE (Include Additional LOS Detail, if necessary):												
OPERATING BUDGET IMPACT:													REPLACEMENT COUNTY PROPERTY NO.:												
													Calc. for FY26												
													Prior Actual	Est FY25	Orig. FY26	Est c/o to FY26	New \$ FY26	FY26	FY27	FY28	FY29	FY30	FY31	FUTURE	Total
EXPENDITURE PLAN (000'S)																									
Design/Arch/Eng													1,166	1,166											
Land (or ROW)																									
Construction														32,432	32,432										
Internal Costs																									
Equipment																									
Landscaping																									
Total Project Cost														33,599	33,599										
FUNDING PLAN (000'S)																									
Solid Waste Enterprise Fund													498	33,599	34,097										
Total Funding														498	33,599	34,097									
LOAN REPAYMENT SCHEDULE (000'S)																									
Total Loan Repayment																									
OPERATING BUDGET IMPACT (000'S)																									
Personal Svc.																									
Non-personal																									
Capital																									
Total Operating																									

FY2026 Capital Improvements Budget / FY 2026 - FY 2031 Project Detail **Project No. c342401**

GENERAL PROJECT DATA:		Status	In Progress	CONCURRENCY REQUIREMENTS		(Y/N)	PROJECT NEED CRITERIA		PROJECT SCHEDULE																			
Project Title:	Landfill Expansion			Does project add new capacity?	Yes		Safety	Design/Arch	FY26			FY27			FY28			FY29			FY30			FY31				
Functional Area:	Solid Waste			Is project required to maintain level of service:			Mandate	Land/ROW	1	2	3	4	1	2	3	4	1	2	3	4	1	2	3	4	1	2	3	4
Department:	Public Works			- Within 5 years? List project in CIE	Yes		Replace	Construct																				
Location:	South County			- From 6 to 10 years? Monitor Annually	Yes		Growth	Equipment																				

PROJECT DESCRIPTION:
 Design, permit, and construct a twenty (20) acre lined landfill cell in accordance with the Florida Administrative Code 62.701 and Florida Environmental Protection. The new lined landfill will be west of the current permitted disposal area and within the footprint of the Charlotte County property.

PROJECT RATIONALE (Include Additional LOS Detail, if necessary):
 To maintain, expand, and operate the Landfill to provide for the proper management and disposal of municipal solid waste generated within the County, and shall do so in accordance with all applicable Federal and State requirements.

OPERATING BUDGET IMPACT:
 No operating impacts identified at this time.

	Prior Actual	Est FY25	Calc. for FY26			FY26	FY27	FY28	FY29	FY30	FY31	FUTURE	Total	
			Orig. FY26	Est c/o to FY26	New \$ FY26									
EXPENDITURE PLAN (000'S)														
Design/Arch/Eng												498	1,166	1,664
Land (or ROW)														
Construction												32,432		32,432
Internal Costs														
Equipment and Furnishings														
Interest														
Other Fees & Costs														
Total Project Cost												498	33,599	34,097
FUNDING PLAN (000'S)														
Solid Waste Enterprise Fund												498	33,599	34,097
Total Funding												498	33,599	34,097
LOAN REPAYMENT SCHEDULE (000'S)														
Total Loan Repayment														
ANNUAL OPERATING BUDGET IMPACT (000'S)														
Personal Svc.														
Non-personal														
Capital														
Total Operating														





This page intentionally left blank

Capital Maintenance Schedule Summary 2026-2027

Costs (in thousands)

Capital Maintenance Plan Description	2026	2027	2028	2029	2030	2031	TOTAL
Community Services CMP	9,566	9,953	12,441	12,567	12,640	13,465	70,631
Facilities CMP	9,032	9,578	10,158	10,772	11,424	12,115	63,079
Fleet Enterprise CMP	3,320	1,550	-	-	-	-	4,870
Heavy Equipment Replacement Plan	15,229	7,056	13,716	7,918	3,967	5,527	53,413
Information Technology CMP	3,391	1,725	283	1,128	1,553	3,650	11,730
Public Works - Capital Gas Tax Road & Bridge Paving	5,198	4,100	2,245	4,695	4,763	3,652	24,654
Public Works - MSBU/TU Bridges	19,182	3,855	1,292	568	1,200	801	26,897
Public Works - MSBU/TU Paving	81,062	40,976	20,023	9,530	8,756	8,482	168,830
Public Works - MSBU/TU Dredging	8,501	758	12,918	5,223	769	757	28,927
Public Works - Road & Bridge Bridges	535	10,300	1,305	4,355	5,170	205	21,870
Utilities CMP	5,800	6,000	4,900	4,200	1,200	200	22,300
TOTAL	160,816	95,852	79,281	60,956	51,442	48,854	497,200

Capital Maintenance Schedule
 Community Services
 2026-2027

Costs (in thousands)

Task	2026	2027	2028	2029	2030	2031	TOTAL
Boat Ramps, Seawalls and Shorelines	1,100	1,595	3,465	3,465	3,465	3,465	16,555
Buildings	1,064	1,143	1,341	1,315	1,145	1,480	7,488
Court/Field Resurfacing	785	585	900	835	835	900	4,840
Electrical & Lighting	1,000	964	1,250	1,107	1,100	1,300	6,720
Environmental	350	350	350	350	350	350	2,100
Equipment	436	319	175	475	725	700	2,830
Parking & Stormwater	220	220	220	220	220	220	1,320
Parks Master Plan	2,525	2,575	2,675	2,775	2,775	2,775	16,100
Playgrounds	625	725	875	875	875	1,125	5,100
Pools & Splashpads	143	448	340	300	300	300	1,831
Trails, Boardwalks and Piers	1,318	1,030	850	850	850	850	5,748
TOTAL	9,566	9,953	12,441	12,567	12,640	13,465	70,631

Capital Maintenance Schedule
Community Services
2026-2027

	2026	2027	Grand Total
Bayshore Live Oak Park	750,000		750,000
Boat Ramps, Seawalls and Shorelines	750,000		750,000
Revetment Repairs	750,000		750,000
Boca Grande Fishing Pier	35,000		35,000
Trails, Boardwalks and Piers	35,000		35,000
Fishing Pier Repairs	35,000		35,000
Charlotte Sports Park	306,000	41,000	347,000
Buildings	234,000	20,000	254,000
Flooring		20,000	20,000
Stadium Seating	234,000		234,000
Electrical & Lighting		13,500	13,500
Lights		13,500	13,500
Equipment	72,000	7,500	79,500
Concession Equipment	25,000	7,500	32,500
Gates	47,000		47,000
South County Regional Park	118,000	80,500	198,500
Buildings	45,000	2,500	47,500
Doors	45,000		45,000
Floor to ceiling mirrors		2,500	2,500
Equipment		30,000	30,000
Treadmill, elliptical, recumbent bike, stair climbers		30,000	30,000
Pools & Splashpads	70,000	48,000	118,000
Pool Operational Equipment	60,000		60,000
Deck Equipment	10,000		10,000
Backstroke stations		2,000	2,000
Pool Scoreboard		25,000	25,000
Pumps, mail and dive		15,000	15,000
Sand Filters		6,000	6,000
Trails, Boardwalks and Piers	3,000		3,000
Pier Repairs Design	3,000		3,000
Tringali Park	15,000		15,000
Buildings	10,000		10,000
Painting	10,000		10,000
Equipment	5,000		5,000
Gym Equipment	5,000		5,000
Various	5,290,000	5,495,000	10,785,000
Buildings	650,000	600,000	1,250,000
Best System Tracking System	100,000		100,000
Restroom Renovation	200,000	200,000	400,000
Painting Park Buildings	75,000	75,000	150,000
Shade and Pavilion Replacement	150,000	150,000	300,000
Park Hardware	75,000	75,000	150,000
Universal Accessibility	50,000	50,000	100,000
Best System Mag Locks		50,000	50,000
Court/Field Resurfacing	785,000	585,000	1,370,000
Court Resurfacing and Net repair/replacement	150,000	150,000	300,000
Irrigation Renovation	200,000		200,000
Sport Field Renovation	200,000	200,000	400,000

Capital Maintenance Schedule
Community Services
2026-2027

	2026	2027	Grand Total
Scoreboard repairs	10,000	10,000	20,000
Various fencing new and replace	225,000	225,000	450,000
Environmental	350,000	350,000	700,000
Exotic Removal at active parks	75,000	75,000	150,000
Living Shorelines	75,000	75,000	150,000
Fencing	200,000	200,000	400,000
Equipment	10,000	40,000	50,000
Athletics Marking Robot	-	-	-
Storm Mitigation Equipment	-	-	-
Library Technology Refresh	10,000	10,000	20,000
Library Furniture Replacement - PC, MCR, EC		30,000	30,000
Parking & Stormwater	220,000	220,000	440,000
M&O Inspections and repairs	20,000	20,000	40,000
Green Stormwater Renovation Design	25,000	25,000	50,000
Green Stormwater Renovation Construction	75,000	75,000	150,000
Parking lot maintenance	100,000	100,000	200,000
Parks Master Plan	2,325,000	1,725,000	4,050,000
Fishing Pier lighting	100,000		100,000
Parking lot lighting	200,000		200,000
Amenity Repair/replace	250,000	250,000	500,000
Shade Structures	300,000	300,000	600,000
Park Planning and Design	600,000	700,000	1,300,000
Universal Accessibility Additions	200,000	200,000	400,000
Wayfinding Signage Implementation	175,000	150,000	325,000
Greenways Plan Implementation Design	50,000		50,000
Greenways Plan Implementation Construction		125,000	125,000
Internal Park Trail Construction	300,000		300,000
Internal Park Trail Design	150,000		150,000
Playgrounds	625,000	725,000	1,350,000
Replace Playgrounds	500,000	600,000	1,100,000
Component replacement/additions for inclusivity	75,000	75,000	150,000
Outdoor fitness components	50,000	50,000	100,000
Boat Ramps, Seawalls and Shorelines	250,000	1,050,000	1,300,000
Seawall Replacement Design	250,000	250,000	500,000
Seawall Replacement Construction		800,000	800,000
Trails, Boardwalks and Piers	75,000	200,000	275,000
Trail Maintenance Paved Multi-purpose	75,000	75,000	150,000
Trails, Boardwalks and Piers Repair Design		125,000	125,000
Ann & Chuck Dever Regional Park		300,000	300,000
Buildings		20,000	20,000
Exterior Lighting		20,000	20,000
Equipment		32,500	32,500
Hot Water Heater		3,500	3,500
Facility Equipment (from FY 26)		23,000	23,000
Gym Equipment (from FY 26)		6,000	6,000
Pools & Splashpads		247,500	247,500
Chemical Controller		25,000	25,000
Lane Lines		6,500	6,500

Capital Maintenance Schedule
Community Services
2026-2027

	2026	2027	Grand Total
Marcite		135,000	135,000
Pedestal Shower		8,000	8,000
Picnic Tables		10,000	10,000
Pool cover		25,000	25,000
Sand Filters		38,000	38,000
Centennial Park	92,500	327,000	419,500
Buildings		75,000	75,000
Concession Renovations - Baseball		75,000	75,000
Equipment	19,500	7,000	26,500
Facility Equipment	19,500		19,500
Flooring		7,000	7,000
Parks Master Plan		100,000	100,000
Park Planning and Design Phase 2		100,000	100,000
Pools & Splashpads	73,000	145,000	218,000
Deck Equipment	73,000		73,000
Chlorine system		30,000	30,000
Lane line reel		10,000	10,000
Lane Lines		20,000	20,000
Lifeguard chairs		55,000	55,000
Pool cover		30,000	30,000
Harbour Heights Park		400,000	400,000
Electrical & Lighting		400,000	400,000
Replace Sports Lighting Tennis & Basketball		400,000	400,000
South Gulf Cove Park		15,000	15,000
Boat Ramps, Seawalls and Shorelines		15,000	15,000
Boat Ramp Scour Protection Design		15,000	15,000
El Jobean Fishing Pier		380,000	380,000
Parks Master Plan		350,000	350,000
Fishing Pier lighting		100,000	100,000
Parking lot lighting		250,000	250,000
Boat Ramps, Seawalls and Shorelines		30,000	30,000
Revetment Repairs Design		30,000	30,000
Harold Ave Regional Park	1,179,500	617,000	1,796,500
Buildings	50,000	25,000	75,000
Maintenance Yard improvements/repairs	50,000		50,000
Floor to ceiling mirrors		5,000	5,000
Laminate flooring		20,000	20,000
Electrical & Lighting	1,000,000	550,000	1,550,000
Replace Sports Lighting Softball	1,000,000		1,000,000
Replace Sports Lighting Tennis & Basketball		550,000	550,000
Equipment	129,500	42,000	171,500
Gym Equipment	14,500		14,500
Basketball backboards		7,000	7,000
Hoop height adjusters		7,000	7,000
Tables and chairs		28,000	28,000
Basketball Equipment	115,000		115,000
McGuire Park		7,000	7,000
Pools & Splashpads		7,000	7,000

Capital Maintenance Schedule
Community Services
2026-2027

	2026	2027	Grand Total
Chemical probes		2,000	2,000
Chemical pumps		2,000	2,000
Pumps		3,000	3,000
Charlotte Harbor Event Center	180,000	360,000	540,000
Buildings		200,000	200,000
Carpet - All Areas		200,000	200,000
Equipment	180,000	160,000	340,000
Audio Replace/Upgrades	150,000		150,000
Repair/Replace Tables		30,000	30,000
Kitchen Equipment	30,000	30,000	60,000
Theatrical Curtain Replace		100,000	100,000
Kiwanis (Larry Taylor) Park	25,000	100,000	125,000
Trails, Boardwalks and Piers	25,000	100,000	125,000
Boardwalk and Bridge Repairs Design	25,000		25,000
Boardwalk and Bridge Repairs		100,000	100,000
Oyster Creek Environmental Park	10,000	80,000	90,000
Trails, Boardwalks and Piers	10,000	80,000	90,000
Littoral Boardwalk Design	10,000		10,000
Littoral Boardwalk Construction		80,000	80,000
Placida Fishing Pier	40,000		40,000
Trails, Boardwalks and Piers	40,000		40,000
Fishing Pier Repairs	40,000		40,000
Amberjack Environmental Park	75,000		75,000
Trails, Boardwalks and Piers	75,000		75,000
Boardwalk Repairs	75,000		75,000
Anger Fishing Pier	1,000,000		1,000,000
Trails, Boardwalks and Piers	1,000,000		1,000,000
Pier Replacement	1,000,000		1,000,000
Centennial Fishing Pier	5,000		5,000
Trails, Boardwalks and Piers	5,000		5,000
Fishing Pier Repairs	5,000		5,000
Hathaway Park	100,000	400,000	500,000
Boat Ramps, Seawalls and Shorelines	100,000	400,000	500,000
Boat Ramp Replacement Design	100,000		100,000
Boat Ramp Replacement		400,000	400,000
Franz Ross Park	75,000		75,000
Buildings	75,000		75,000
Concession Renovations	75,000		75,000
Maracaibo Park	100,000		100,000
Parks Master Plan	100,000		100,000
Park Planning and Design	100,000		100,000
East Kings Park - NEW	100,000		100,000
Parks Master Plan	100,000		100,000
Park Planning and Design	100,000		100,000
Tippecanoe Environmental Park	50,000	650,000	700,000
Trails, Boardwalks and Piers	50,000	650,000	700,000
Boardwalk Replacement Design	50,000		50,000
Boardwalk Replacement		650,000	650,000

Capital Maintenance Schedule
Community Services
2026-2027

	2026	2027	Grand Total
Butterford Boat Ramp		100,000	100,000
Boat Ramps, Seawalls and Shorelines		100,000	100,000
Boat Ramp Replacement Design		100,000	100,000
Rotonda Park		50,000	50,000
Buildings		50,000	50,000
Maintenance Yard improvements/repairs		50,000	50,000
Englewood Charlotte Library		150,000	150,000
Buildings		150,000	150,000
Restroom Renovation		150,000	150,000
El Jobean Boat Ramp		150,000	150,000
Parks Master Plan		150,000	150,000
Parking lot lighting		150,000	150,000
Placida Passive Park - NEW		100,000	100,000
Parks Master Plan		100,000	100,000
Park Planning and Design		100,000	100,000
Englewood East		75,000	75,000
Parks Master Plan		75,000	75,000
Internal Park Trail Plan Design		75,000	75,000
Charlotte Flatwoods		75,000	75,000
Parks Master Plan		75,000	75,000
Wildlife Observation Platform Design		75,000	75,000
Englewood Library	20,000		20,000
Equipment	20,000		20,000
Library Table Replacement	20,000		20,000
Grand Total	9,566,000	9,952,500	19,518,500

Capital Maintenance Schedule
Community Services
2026-2027

	2026	2027	Grand Total
Boat Ramps, Seawalls and Shorelines	1,100,000	1,595,000	2,695,000
Revetment Repairs	750,000		750,000
Bayshore Live Oak Park	750,000		750,000
Boat Ramp Replacement Design	100,000	100,000	200,000
Hathaway Park	100,000		100,000
Butterford Boat Ramp		100,000	100,000
Revetment Repairs Design		30,000	30,000
El Jobean Fishing Pier		30,000	30,000
Boat Ramp Replacement		400,000	400,000
Hathaway Park		400,000	400,000
Boat Ramp Scour Protection Design		15,000	15,000
South Gulf Cove Park		15,000	15,000
Seawall Replacement Design	250,000	250,000	500,000
Various	250,000	250,000	500,000
Seawall Replacement Construction		800,000	800,000
Various		800,000	800,000
Buildings	1,064,000	1,142,500	2,206,500
Flooring		20,000	20,000
Charlotte Sports Park		20,000	20,000
Painting	10,000		10,000
Tringali Park	10,000		10,000
Doors	45,000		45,000
South County Regional Park	45,000		45,000
Maintenance Yard improvements/repairs	50,000	50,000	100,000
Harold Ave Regional Park	50,000		50,000
Rotonda Park		50,000	50,000
Best System Tracking System	100,000		100,000
Various	100,000		100,000
Restroom Renovation	200,000	350,000	550,000
Various	200,000	200,000	400,000
Englewood Charlotte Library		150,000	150,000
Painting Park Buildings	75,000	75,000	150,000
Various	75,000	75,000	150,000
Shade and Pavilion Replacement	150,000	150,000	300,000
Various	150,000	150,000	300,000
Park Hardware	75,000	75,000	150,000
Various	75,000	75,000	150,000
Concession Renovations	75,000		75,000
Franz Ross Park	75,000		75,000
Universal Accessibility	50,000	50,000	100,000
Various	50,000	50,000	100,000
Floor to ceiling mirrors		7,500	7,500
South County Regional Park		2,500	2,500

Capital Maintenance Schedule
Community Services
2026-2027

	2026	2027	Grand Total
Harold Ave Regional Park		5,000	5,000
Laminate flooring		20,000	20,000
Harold Ave Regional Park		20,000	20,000
Carpet - All Areas		200,000	200,000
Charlotte Harbor Event Center		200,000	200,000
Best System Mag Locks		50,000	50,000
Various		50,000	50,000
Concession Renovations - Baseball		75,000	75,000
Centennial Park		75,000	75,000
Stadium Seating	234,000		234,000
Charlotte Sports Park	234,000		234,000
Exterior Lighting		20,000	20,000
Ann & Chuck Dever Regional Park		20,000	20,000
Court/Field Resurfacing	785,000	585,000	1,370,000
Court Resurfacing and Net repair/replacement	150,000	150,000	300,000
Various	150,000	150,000	300,000
Irrigation Renovation	200,000		200,000
Various	200,000		200,000
Sport Field Renovation	200,000	200,000	400,000
Various	200,000	200,000	400,000
Scoreboard repairs	10,000	10,000	20,000
Various	10,000	10,000	20,000
Various fencing new and replace	225,000	225,000	450,000
Various	225,000	225,000	450,000
Electrical & Lighting	1,000,000	963,500	1,963,500
Replace Sports Lighting Softball	1,000,000		1,000,000
Harold Ave Regional Park	1,000,000		1,000,000
Replace Sports Lighting Tennis & Basketball		950,000	950,000
Harbour Heights Park		400,000	400,000
Harold Ave Regional Park		550,000	550,000
Lights		13,500	13,500
Charlotte Sports Park		13,500	13,500
Environmental	350,000	350,000	700,000
Exotic Removal at active parks	75,000	75,000	150,000
Various	75,000	75,000	150,000
Living Shorelines	75,000	75,000	150,000
Various	75,000	75,000	150,000
Fencing	200,000	200,000	400,000
Various	200,000	200,000	400,000
Parking & Stormwater	220,000	220,000	440,000
M&O Inspections and repairs	20,000	20,000	40,000
Various	20,000	20,000	40,000
Green Stormwater Renovation Design	25,000	25,000	50,000

Capital Maintenance Schedule
Community Services
2026-2027

	2026	2027	Grand Total
Various	25,000	25,000	50,000
Green Stormwater Renovation Construction	75,000	75,000	150,000
Various	75,000	75,000	150,000
Parking lot maintenance	100,000	100,000	200,000
Various	100,000	100,000	200,000
Parks Master Plan	2,525,000	2,575,000	5,100,000
Fishing Pier lighting	100,000	100,000	200,000
Various	100,000		100,000
El Jobean Fishing Pier		100,000	100,000
Parking lot lighting	200,000	400,000	600,000
Various	200,000		200,000
El Jobean Fishing Pier		250,000	250,000
El Jobean Boat Ramp		150,000	150,000
Amenity Repair/replace	250,000	250,000	500,000
Various	250,000	250,000	500,000
Shade Structures	300,000	300,000	600,000
Various	300,000	300,000	600,000
Park Planning and Design	800,000	800,000	1,600,000
Various	600,000	700,000	1,300,000
Maracaibo Park	100,000		100,000
East Kings Park - NEW	100,000		100,000
Placida Passive Park - NEW		100,000	100,000
Universal Accessibility Additions	200,000	200,000	400,000
Various	200,000	200,000	400,000
Wayfinding Signage Implementation	175,000	150,000	325,000
Various	175,000	150,000	325,000
Greenways Plan Implementation Design	50,000		50,000
Various	50,000		50,000
Park Planning and Design Phase 2		100,000	100,000
Centennial Park		100,000	100,000
Internal Park Trail Plan Design		75,000	75,000
Englewood East		75,000	75,000
Greenways Plan Implementation Construction		125,000	125,000
Various		125,000	125,000
Wildlife Observation Platform Design		75,000	75,000
Charlotte Flatwoods		75,000	75,000
Internal Park Trail Construction	300,000		300,000
Various	300,000		300,000
Internal Park Trail Design	150,000		150,000
Various	150,000		150,000
Playgrounds	625,000	725,000	1,350,000
Replace Playgrounds	500,000	600,000	1,100,000
Various	500,000	600,000	1,100,000

Capital Maintenance Schedule
Community Services
2026-2027

	2026	2027	Grand Total
Component replacement/additions for inclusivity	75,000	75,000	150,000
Various	75,000	75,000	150,000
Outdoor fitness components	50,000	50,000	100,000
Various	50,000	50,000	100,000
Pools & Splashpads	143,000	447,500	590,500
Pool Operational Equipment	60,000		60,000
South County Regional Park	60,000		60,000
Deck Equipment	83,000		83,000
South County Regional Park	10,000		10,000
Centennial Park	73,000		73,000
Backstroke stations		2,000	2,000
South County Regional Park		2,000	2,000
Chemical Controller		25,000	25,000
Ann & Chuck Dever Regional Park		25,000	25,000
Chemical probes		2,000	2,000
McGuire Park		2,000	2,000
Chemical pumps		2,000	2,000
McGuire Park		2,000	2,000
Chlorine system		30,000	30,000
Centennial Park		30,000	30,000
Lane line reel		10,000	10,000
Centennial Park		10,000	10,000
Lane Lines		26,500	26,500
Ann & Chuck Dever Regional Park		6,500	6,500
Centennial Park		20,000	20,000
Lifeguard chairs		55,000	55,000
Centennial Park		55,000	55,000
Marcite		135,000	135,000
Ann & Chuck Dever Regional Park		135,000	135,000
Pedestal Shower		8,000	8,000
Ann & Chuck Dever Regional Park		8,000	8,000
Picnic Tables		10,000	10,000
Ann & Chuck Dever Regional Park		10,000	10,000
Pool cover		55,000	55,000
Ann & Chuck Dever Regional Park		25,000	25,000
Centennial Park		30,000	30,000
Pool Scoreboard		25,000	25,000
South County Regional Park		25,000	25,000
Pumps		3,000	3,000
McGuire Park		3,000	3,000
Pumps, mail and dive		15,000	15,000
South County Regional Park		15,000	15,000
Sand Filters		44,000	44,000

Capital Maintenance Schedule
Community Services
2026-2027

	2026	2027	Grand Total
South County Regional Park		6,000	6,000
Ann & Chuck Dever Regional Park		38,000	38,000
Equipment	436,000	319,000	755,000
Hot Water Heater		3,500	3,500
Ann & Chuck Dever Regional Park		3,500	3,500
Gym Equipment	19,500		19,500
Tringali Park	5,000		5,000
Harold Ave Regional Park	14,500		14,500
Concession Equipment	25,000	7,500	32,500
Charlotte Sports Park	25,000	7,500	32,500
Facility Equipment	19,500		19,500
Centennial Park	19,500		19,500
Flooring		7,000	7,000
Centennial Park		7,000	7,000
Audio Replace/Upgrades	150,000		150,000
Charlotte Harbor Event Center	150,000		150,000
Athletics Marking Robot	-		-
Various	-		-
Storm Mitigation Equipment	-	-	-
Various	-	-	-
Library Technology Refresh	10,000	10,000	20,000
Various	10,000	10,000	20,000
Library Table Replacement	20,000		20,000
Englewood Library	20,000		20,000
Basketball backboards		7,000	7,000
Harold Ave Regional Park		7,000	7,000
Hoop height adjusters		7,000	7,000
Harold Ave Regional Park		7,000	7,000
Tables and chairs		28,000	28,000
Harold Ave Regional Park		28,000	28,000
Treadmill, elliptical, recumbent bike, stair climbers		30,000	30,000
South County Regional Park		30,000	30,000
Repair/Replace Tables		30,000	30,000
Charlotte Harbor Event Center		30,000	30,000
Library Furniture Replacement - PC, MCR, EC		30,000	30,000
Various		30,000	30,000
Gates	47,000		47,000
Charlotte Sports Park	47,000		47,000
Basketball Equipment	115,000		115,000
Harold Ave Regional Park	115,000		115,000
Kitchen Equipment	30,000	30,000	60,000
Charlotte Harbor Event Center	30,000	30,000	60,000
Facility Equipment (from FY 26)		23,000	23,000

Capital Maintenance Schedule
Community Services
2026-2027

	2026	2027	Grand Total
Ann & Chuck Dever Regional Park		23,000	23,000
Gym Equipment (from FY 26)		6,000	6,000
Ann & Chuck Dever Regional Park		6,000	6,000
Theatrical Curtain Replace		100,000	100,000
Charlotte Harbor Event Center		100,000	100,000
Trails, Boardwalks and Piers	1,318,000	1,030,000	2,348,000
Boardwalk Repairs	75,000		75,000
Amberjack Environmental Park	75,000		75,000
Pier Replacement	1,000,000		1,000,000
Anger Fishing Pier	1,000,000		1,000,000
Fishing Pier Repairs	80,000		80,000
Boca Grande Fishing Pier	35,000		35,000
Placida Fishing Pier	40,000		40,000
Centennial Fishing Pier	5,000		5,000
Boardwalk and Bridge Repairs Design	25,000		25,000
Kiwanis (Larry Taylor) Park	25,000		25,000
Littoral Boardwalk Design	10,000		10,000
Oyster Creek Environmental Park	10,000		10,000
Pier Repairs Design	3,000		3,000
South County Regional Park	3,000		3,000
Boardwalk Replacement Design	50,000		50,000
Tippecanoe Environmental Park	50,000		50,000
Trail Maintenance Paved Multi-purpose	75,000	75,000	150,000
Various	75,000	75,000	150,000
Boardwalk and Bridge Repairs		100,000	100,000
Kiwanis (Larry Taylor) Park		100,000	100,000
Littoral Boardwalk Construction		80,000	80,000
Oyster Creek Environmental Park		80,000	80,000
Boardwalk Replacement		650,000	650,000
Tippecanoe Environmental Park		650,000	650,000
Trails, Boardwalks and Piers Repair Design		125,000	125,000
Various		125,000	125,000
Grand Total	9,566,000	9,952,500	19,518,500

Capital Maintenance Schedule
 Facilities Management
 2026-2027

Costs (in thousands)

Task	2026	2027	2028	2029	2030	2031	TOTAL
Architectural	7,378	7,824	8,297	8,799	9,332	9,896	51,527
Mechanical/Plumbing	897	951	1,009	1,070	1,135	1,203	6,266
Civil	530	562	596	632	671	711	3,703
Electrical	227	240	255	270	287	304	1,583
TOTAL	9,032	9,578	10,158	10,772	11,424	12,115	63,079

Capital Maintenance Schedule Costs
 Heavy Equipment Replacement Schedule (County Wide)
 Equipment Replacement by Department
 2026-2027

Costs (in thousands)

Department	2026	2027	2028	2029	2030	2031	TOTAL
Aquatic Weed Control	-	-	143	-	-	55	198
Charlotte County Utilities	2,910	2,243	1,858	833	1,921	1,002	10,769
Community Services	57	270	815	839	111	171	2,262
Emergency Management Services	1,525	1,050	1,076	826	-	866	5,343
Facilities Construction and Maintenance	-	-	43	77	-	296	416
Fire Rescue	4,720	1,100	4,610	970	1,078	-	12,478
Fleet Management	-	-	-	-	-	138	138
Greater Charlotte Street Lighting District	-	189	-	-	280	-	469
Maint & Operations, Traffic Signing, Transp. Engineer	3,025	963	2,603	2,194	502	2,831	12,117
Mosquito Control	-	-	-	118	-	-	118
Solid Waste Enterprise	1,716	925	2,157	2,062	75	169	7,103
Transit	1,276	316	411	-	-	-	2,002
TOTAL	15,229	7,056	13,716	7,918	3,967	5,527	53,413

Capital Maintenance Schedule
 Fleet Management - Fuel Tank Replacement
 2026-2027

Costs (in thousands)

Fiscal Year / Location	2026	2027	2028	2029	2030	2031	Total
Fleet	2,400	1,050					3,450
PG Yard	2,400	-	-	-	-	-	2,400
7000 Florida St	2,400	-	-	-	-	-	2,400
Solid Waste	-	1,050	-	-	-	-	1,050
29751 Zemel Rd	-	1,050	-	-	-	-	1,050
Public Safety	920	-	-	-	-	-	920
Fire/EMS Station 12	200	-	-	-	-	-	200
2001 Luther Rd	200	-	-	-	-	-	200
Fire/EMS Station 4	520	-	-	-	-	-	520
13600 Marathon Blvd	520	-	-	-	-	-	520
Fire/EMS Station 8	200	-	-	-	-	-	200
21500 Clinton Ave	200	-	-	-	-	-	200
Utilities	-	500	-	-	-	-	500
East Port WWTP	-	500	-	-	-	-	500
3100 Loveland Blvd	-	500	-	-	-	-	500
Total	3,320	1,550	-	-	-	-	4,870

Capital Maintenance Schedule Summary
 Heavy Equipment Replacement Schedule (County Wide)
 2026 - 2027

Equip #	Make	Model	Class:Class Description	Life Expectancy (Years)	Division	Repl Year	Est Replacement Cost
27795	STERLING	LT9500	TANKER : TANKER TRUCK (PUMPER TRUCK)	10	SOLIDWASTE	2023	75,000
30790	FORD	F-550	OLD CLASS	10	MAINT & OPER	2023	60,000
31064	FORD	F-650	F650 : F-650 PICKUP	10	MOSQUITO CTRL	2024	100,000
33550	FORD	F-550	OLD CLASS	10	MAINT & OPER	2023	65,381
34060	FORD	F-450	F450 : F-450 PICKUP	10	SIGNING & MARKING	2023	83,000
34078	FORD	F-550	F550 : F-550 PICKUP (SERVICE TRUCK)	10	UTILITY	2023	90,000
38210	JOHN DEERE	6130M	TRC : TRACTOR (LOADER)	10	UTILITY	2023	122,172
31057	STERLING	LT8500	TANKER : TANKER TRUCK	10	MOSQUITO CTRL	2024	200,000
31380	STERLING	ACTERRA	TANKER : TANKER TRUCK	10	MOSQUITO CTRL	2023	400,000
31810	E-ONE	SPURLOCK	CMMD : CMMD	10	FIRE	2023	1,000,000
32406	R&S-GODWIN	AT290600909	TRAILER-S : SEMI TRAILER	7	UTILITY	2023	95,000
32408	R&S-GODWIN	AT290600909	TRAILER-S : SEMI TRAILER	7	UTILITY	2016	95,000
33544	FORD	E-450	VAN-E : E-SERIES VAN (CUTAWAY)	10	FACILITIES	2023	48,069
33693	FORD	F-350	F350 : F-350 PICKUP	10	FACILITIES	2024	38,650
33751	FORD	F-350	F350 : F-350 PICKUP (MINI DUMP)	10	UTILITY	2023	58,948
34631	EAGER	50GSL/3	TRAILER-S : SEMI TRAILER (LOWBOY)	7	MAINT & OPER	2022	89,327
34686	DIAMONDBA	AIRBOAT	BOAT : WATER-CRAFT	7	AQUATIC WEED	2023	75,000
21311	SOUTHERN	PUMPER	PALMISLAND : PALM ISLAND FIRE APPARATUS	15	FIRE	2023	475,000
28882	E-ONE	CYCLONE	APPARATUS : FIRE APPARATUS	15	FIRE	2023	745,000
30713	E-ONE	CYCLONE	APPARATUS : FIRE APPARATUS	20	FIRE	2023	745,000
33321	FREIGHTLINE	M2106V	AMBULANCE : AMBULANCE	9	EMS	2023	400,000
33796	FORD	E-350	VAN-E : E-SERIES VAN (CARGO)	10	FACILITIES	2024	31,174
33798	FREIGHTLINE	M114SD	VACUUM : VACUUM TRUCK/TRAILER (PUMPER TRUCK)	10	UTILITY	2024	261,444
34076	FORD	F-550	F550 : F-550 PICKUP (SERVICE TRUCK)	10	UTILITY	2023	90,000
34085	FORD	F-550	F550 : F-550 PICKUP (BOOM TRUCK)	10	UTILITY	2024	140,000
34086	FORD	F-550	F550 : F-550 PICKUP (SERVICE TRUCK)	10	UTILITY	2024	90,000
34096	FORD	E-350	VAN-E : E-SERIES VAN (CUTAWAY)	10	FACILITIES	2023	59,516
34097	FORD	E-350	VAN-E : E-SERIES VAN (CUTAWAY)	10	FACILITIES	2024	59,516
34109	INTERNATION	4300	DUMPTRUCKS : SINGLE AXLE DUMP TRUCK	10	UTILITY	2024	118,950
34110	INTERNATION	4300	DUMPTRUCKS : SINGLE AXLE DUMP TRUCK	10	UTILITY	2024	116,025
34119	FORD	F-550	F550 : F-550 PICKUP (SERVICE TRUCK)	10	UTILITY	2023	132,879
34122	JOHN DEERE	160GLC	EXCAVATOR : TRACKED EXCAVATOR (LOADER)	10	UTILITY	2024	214,312
34297	FREIGHTLINE	M2106V	AMBULANCE : AMBULANCE	9	EMS	2023	400,000
34559	FREIGHTLINE	M2106V	AMBULANCE : AMBULANCE	9	EMS	2023	400,000
35606	DIAMONDBA	188DAA-450	BOAT : WATER-CRAFT	7	AQUATIC WEED	2023	65,009
36491	VOLVO	EC350EL	EXCAVATOR : TRACKED EXCAVATOR (DOZER)	5	SOLIDWASTE	2023	317,337
38319	WACHS	77-000-36	WACHS : WACHS MACHINES (VALVE MACHINE)	10	UTILITY	2023	110,554
15824	FORD	F-350	BRUSH : BRUSH TRUCK	10	FIRE	2024	40,000
28333	E-ONE	95' PLATFORM	AERIAL : AERIAL FIRE APPARATUS	15	FIRE	2024	1,200,000
30234	E-ONE	CYCLONE	APPARATUS : FIRE APPARATUS	15	FIRE	2024	770,000
30235	FORD	F-550	HAZ : HAZ (TRUCK)	20	FIRE	2024	225,000
32409	R&S-GODWIN	AT290600909	TRAILER-S : SEMI TRAILER	7	UTILITY	2016	95,000
33474	CHEVROLET	G4500	OLD CLASS	5	TRANSIT	2024	75,736
33694	FORD	F-550	F550 : F-550 PICKUP (MINI DUMP)	10	MAINT & OPER	2024	64,671
33701	FORD	F-550	F550 : F-550 PICKUP (MINI DUMP)	10	MAINT & OPER	2022	64,680
33756	FORD	F-450	OLD CLASS	5	TRANSIT	2024	103,905
33757	FORD	F-450	OLD CLASS	5	TRANSIT	2024	103,818
33760	INTERNATION	4300	AERIAL : AERIAL/BOOM TRUCK	10	MAINT & OPER	2024	181,121
33767	JOHN DEERE	329E	SKIDSTEER : SKID STEER	10	MAINT & OPER	2024	112,439
33945	FREIGHTLINE	M2106V	AMBULANCE : AMBULANCE	9	EMS	2024	400,000
34083	FORD	F-450	OLD CLASS	5	TRANSIT	2024	103,761
34107	INTERNATION	4300	DUMPTRUCKS : SINGLE AXLE DUMP TRUCK	10	MAINT & OPER	2024	116,955
34108	INTERNATION	4300	DUMPTRUCKS : SINGLE AXLE DUMP TRUCK	10	MAINT & OPER	2024	116,611
34121	BOMAG	BW211D-50	PAVING : PAVING EQUIPMENT (ROLLER)	10	MAINT & OPER	2024	124,582
34125	BOMAG	BW100AD	PAVING : PAVING EQUIPMENT (ROLLER)	10	MAINT & OPER	2024	124,582
34126	NORAM	65E TURBO	PAVING : PAVING EQUIPMENT (GRADER)	10	MAINT & OPER	2024	189,418

Capital Maintenance Schedule Summary
 Heavy Equipment Replacement Schedule (County Wide)
 2026 - 2027

Equip #	Make	Model	Class:Class Description	Life Expectancy (Years)	Division	Repl Year	Est Replacement Cost
34133	JOHN DEERE	6115M	TRC : TRACTOR (FLAIL MOWER)	10	MAINT & OPER	2024	179,101
34150	VOLVO	L60G	LOADER : LOADER (BACKHOE)	10	MAINT & OPER	2025	180,549
34299	FREIGHTLINE	M2106V	AMBULANCE : AMBULANCE	9	EMS	2024	400,000
34395	INTERNATION	WORKSTAR	DUMPTRUCKD : DUAL AXLE DUMP TRUCK	10	UTILITY	2025	164,779
34408	FORD	F-450	F450 : F-450 PICKUP	10	UTILITY	2024	74,931
34417	FORD	F-550	F550 : F-550 PICKUP (MINI DUMP)	10	UTILITY	2024	78,609
34433	VOLVO	L110H	LOADER : LOADER	10	MAINT & OPER	2025	288,406
34465	FORD	F-550	F550 : F-550 PICKUP (BOOM TRUCK)	10	UTILITY	2024	141,535
35631	VAC-CON	V311LHAEG/15	VACUUM : VACUUM TRUCK/TRAILER	10	MAINT & OPER	2024	481,313
35705	MARSH MAST	MM-1H	BOAT : WATER-CRAFT	7	AQUATIC WEED	2024	88,108
35714	HYUNDAI	HL960	LOADER : LOADER	10	MAINT & OPER	2024	262,051
36242	FORD	350 MR WAGO	VAN-E : E-SERIES VAN	4	TRANSIT	2026	182,244
36243	FORD	350 MR WAGO	VAN-E : E-SERIES VAN	4	TRANSIT	2026	182,244
36249	FORD	350 MR WAGO	VAN-E : E-SERIES VAN	4	TRANSIT	2026	182,244
36250	FORD	350 MR WAGO	VAN-E : E-SERIES VAN	4	TRANSIT	2024	73,968
36328	FORD	350 MR WAGO	VAN-E : E-SERIES VAN	4	TRANSIT	2024	73,968
36332	FORD	350 MR WAGO	VAN-E : E-SERIES VAN	4	TRANSIT	2026	182,244
36336	FORD	350 MR WAGO	OLD CLASS	4	TRANSIT	2024	73,726
36347	FORD	350 MR WAGO	VAN-E : E-SERIES VAN	4	TRANSIT	2024	73,968
37350	JOHN DEERE	370E	DUM-ART : DUMP TRUCK ARTICULATING	5	SOLIDWASTE	2024	572,339
37985	FORD	E-450	VAN-E : E-SERIES VAN	4	TRANSIT	2024	116,052
37987	FORD	350 MR WAGO	VAN-E : E-SERIES VAN	4	TRANSIT	2024	59,982
37998	FORD	E-450	VAN-E : E-SERIES VAN	4	TRANSIT	2024	116,052
38002	FORD	350 MR WAGO	VAN-E : E-SERIES VAN	4	TRANSIT	2024	59,982
38003	FORD	350 MR WAGO	VAN-E : E-SERIES VAN	4	TRANSIT	2024	65,119
38004	FORD	350 MR WAGO	VAN-E : E-SERIES VAN	4	TRANSIT	2024	59,982
38005	FORD	350 MR WAGO	VAN-E : E-SERIES VAN	4	TRANSIT	2024	59,982
29102	INTERNATION	7400	HAZ : HAZ (TRUCK)	20	FIRE	2025	500,000
30579	E-ONE	CYCLONE	APPARATUS : FIRE APPARATUS	15	FIRE	2025	795,000
33636	BOSTON	27' VIGILANT	MARN : MARN (BOAT)	7	FIRE	2025	650,000
34385	INTERNATION	7600 SBA	TRC : TRACTOR	10	SOLIDWASTE	2024	154,297
34399	INTERNATION	WORKSTAR	DUMPTRUCKD : DUAL AXLE DUMP TRUCK	10	MAINT & OPER	2024	166,099
34400	INTERNATION	WORKSTAR	DUMPTRUCKD : DUAL AXLE DUMP TRUCK	10	MAINT & OPER	2024	166,248
34401	INTERNATION	WORKSTAR	DUMPTRUCKD : DUAL AXLE DUMP TRUCK	10	MAINT & OPER	2024	166,251
34632	John Deere	650K LGP	DOZER : CRAWLER DOZER	10	MAINT & OPER	2025	192,052
34644	FORD	F-350	F350 : F-350 PICKUP	10	FIRE	2025	61,810
34646	CASE	590 SN	BACKHOE : BACKHOE	10	MAINT & OPER	2024	130,212
34672	VOLVO	EW180E	EXCAVATORW : WHEELED EXCAVATOR (LOADER)	10	MAINT & OPER	2025	286,225
34676	FORD	F-350	F350 : F-350 PICKUP	10	UTILITY	2024	58,605
34684	FORD	F-350	F350 : F-350 PICKUP	10	MAINT & OPER	2024	51,161
34692	VOLVO	L110H	LOADER : LOADER	10	MAINT & OPER	2025	302,499
34700	KUBOTA	KX080-4	EXCAVATOR : TRACKED EXCAVATOR (TRACKHOE)	10	UTILITY	2024	118,983
35103	FREIGHTLINE	M2106V	AMBULANCE : AMBULANCE	9	EMS	2025	400,000
35104	FREIGHTLINE	M2106V	AMBULANCE : AMBULANCE	9	EMS	2025	400,000
35133	KENWORTH	T370	CRANETRUCK : CRANE TRUCKS (BOOM TRUCK)	10	MAINT & OPER	2025	197,027
36232	WACHS	77-000-36	WACHS : WACHS MACHINES (VALVE MACHINE)	7	UTILITY	2025	66,491
36289	METALWERX	FS 30 T	MARN : MARN (BOAT)	7	FIRE	2025	594,302
36348	FORD	350 MR WAGO	VAN-E : E-SERIES VAN	4	TRANSIT	2025	73,968
36506	FORD	TRANSIT/PASS	VAN-T : TRANSIT VAN	4	TRANSIT	2027	105,187
36806	FORD	TRANSIT/PASS	VAN-T : TRANSIT VAN	4	TRANSIT	2027	105,187
37342	FORD	TRANSIT 350	VAN-T : TRANSIT VAN	4	TRANSIT	2025	89,648
37343	FORD	TRANSIT/PASS	VAN-T : TRANSIT VAN	4	TRANSIT	2026	182,244
37345	FORD	TRANSIT 350	VAN-T : TRANSIT VAN	4	TRANSIT	2026	182,244
37437	FORD	TRANSIT 350	VAN-T : TRANSIT VAN	4	TRANSIT	2025	89,805
37438	FORD	E-450	VAN-E : E-SERIES VAN	5	TRANSIT	2025	116,708
37475	FORD	E-450	VAN-E : E-SERIES VAN	5	TRANSIT	2025	116,497

Capital Maintenance Schedule Summary
 Heavy Equipment Replacement Schedule (County Wide)
 2026 - 2027

Equip #	Make	Model	Class:Class Description	Life Expectancy (Years)	Division	Repl Year	Est Replacement Cost
37481	FORD	E-450	VAN-E : E-SERIES VAN	5	TRANSIT	2027	105,187
37986	FORD	E-450	VAN-E : E-SERIES VAN	5	TRANSIT	2025	119,534
37999	FORD	E-450	VAN-E : E-SERIES VAN	5	TRANSIT	2025	119,534
38000	FORD	E-350	OLD CLASS	5	TRANSIT	2025	119,534
38026	JOHN DEERE	750K	DOZER : CRAWLER DOZER (LOADER)	5	SOLIDWASTE	2025	334,972
26969	E-ONE	LYNX B-127	PALMISLAND : PALM ISLAND FIRE APPARATUS	15	FIRE	2026	450,000
30575	E-ONE	INTERNAL	PALMISLAND : PALM ISLAND FIRE APPARATUS	20	FIRE	2026	620,000
30578	E-ONE	FREIGHTLINER	APPARATUS : FIRE APPARATUS	20	FIRE	2026	895,000
31199	E-ONE	CYCLONE	APPARATUS : FIRE APPARATUS	15	FIRE	2026	615,652
33315	FERRIS	1871-SFO	APPARATUS : FIRE APPARATUS	15	FIRE	2026	920,000
33840	E-ONE	CYCLONE	APPARATUS : FIRE APPARATUS	15	FIRE	2026	945,000
34702	INTERNATION	WORKSTAR	DUMPTRUCKD : DUAL AXLE DUMP TRUCK	10	MAINT & OPER	2024	161,089
34703	INTERNATION	WORKSTAR	DUMPTRUCKD : DUAL AXLE DUMP TRUCK	10	MAINT & OPER	2024	161,163
34705	INTERNATION	WORKSTAR	DUMPTRUCKD : DUAL AXLE DUMP TRUCK	10	MAINT & OPER	2024	160,994
35136	HITACHI	ZX26U5	EXCAVATOR : TRACKED EXCAVATOR (SKIDSTEER)	10	UTILITY	2026	41,198
35137	HITACHI	ZX26U5	EXCAVATOR : TRACKED EXCAVATOR (SKIDSTEER)	10	UTILITY	2026	41,199
35145	FREIGHTLINE	I14SD	VACUUM : VACUUM TRUCK/TRAILER (PUMPER TRUCK)	10	UTILITY	2025	297,776
35146	MAEDA USA	LMC285CGRM-2	CRANE : CRANE-MINI CRAWLER	10	UTILITY	2026	87,453
35147	JOHN DEERE	85G	EXCAVATOR : TRACKED EXCAVATOR (LOADER)	10	UTILITY	2026	158,064
35148	FORD	F-550	F550 : F-550 PICKUP (SERVICE TRUCK)	10	UTILITY	2026	98,689
35150	FORD	F-550	F550 : F-550 PICKUP (SERVICE TRUCK)	10	UTILITY	2026	98,576
35160	INTERNATION	7500 SBA	DUMPTRUCKD : DUAL AXLE DUMP TRUCK	10	UTILITY	2026	162,015
35161	INTERNATION	7500 SBA	DUMPTRUCKD : DUAL AXLE DUMP TRUCK	10	UTILITY	2026	162,187
35162	INTERNATION	7500 SBA	DUMPTRUCKD : DUAL AXLE DUMP TRUCK	10	UTILITY	2026	162,014
35163	INTERNATION	7500 SBA	DUMPTRUCKD : DUAL AXLE DUMP TRUCK	10	UTILITY	2026	162,244
35330	CASE	CX80C/CX75C	EXCAVATOR : TRACKED EXCAVATOR (LOADER)	10	MAINT & OPER	2026	148,447
35333	WACHS	77-000-36	WACHS : WACHS MACHINES (VALVE MACHINE)	10	UTILITY	2026	78,283
35351	FORD	F-550	F550 : F-550 PICKUP (MINI DUMP)	10	UTILITY	2026	82,342
35352	FORD	F-550	F550 : F-550 PICKUP (SERVICE TRUCK)	10	UTILITY	2026	98,561
35354	NEW HOLLAND	T4.90	TRC : TRACTOR (LOADER)	10	UTILITY	2026	78,720
35355	FREIGHTLINE	I14SD	VACUUM : VACUUM TRUCK/TRAILER (PUMPER TRUCK)	10	UTILITY	2026	302,346
35364	FORD	F-350	F350 : F-350 PICKUP	10	FIRE	2024	60,448
35366	VOLVO	EW180E	EXCAVATORW : WHEELED EXCAVATOR (LOADER)	10	MAINT & OPER	2026	293,523
35375	JOHN DEERE	85G	EXCAVATOR : TRACKED EXCAVATOR (LOADER)	10	UTILITY	2026	133,810
35423	VOLVO	L110H	LOADER : LOADER	10	MAINT & OPER	2026	302,280
35424	INTERNATION	7500 SBA	DUMPTRUCKD : DUAL AXLE DUMP TRUCK	10	MAINT & OPER	2026	165,845
35425	INTERNATION	7500 SBA	DUMPTRUCKD : DUAL AXLE DUMP TRUCK	10	MAINT & OPER	2026	165,760
35426	INTERNATION	7500 SBA	DUMPTRUCKD : DUAL AXLE DUMP TRUCK	10	MAINT & OPER	2026	165,659
35427	INTERNATION	7500 SBA	DUMPTRUCKD : DUAL AXLE DUMP TRUCK	10	MAINT & OPER	2026	165,763
35428	INTERNATION	7500 SBA	DUMPTRUCKD : DUAL AXLE DUMP TRUCK	10	MAINT & OPER	2026	165,845
35430	INTERNATION	7500 SBA	DUMPTRUCKD : DUAL AXLE DUMP TRUCK	10	MAINT & OPER	2026	165,674
35451	GENIE	GHT-636	LIFT-F : FORKLIFT (OFFROAD)	10	UTILITY	2026	94,890
35456	FORD	F-350	F350 : F-350 PICKUP	10	UTILITY	2026	54,410
35462	FORD	F-350	F350 : F-350 PICKUP	10	PARKS	2026	56,598
35607	JOHN DEERE	6145M	TRC : TRACTOR (FLAIL MOWER)	10	MAINT & OPER	2026	238,192
35608	JOHN DEERE	6145M	TRC : TRACTOR (FLAIL MOWER)	10	MAINT & OPER	2026	238,192
35614	FORD	F-550	F550 : F-550 PICKUP (BOOM TRUCK)	10	UTILITY	2026	140,082
35617	FORD	F-550	F550 : F-550 PICKUP (MINI DUMP)	10	MAINT & OPER	2026	76,271
35626	FORD	F-550	F550 : F-550 PICKUP (FLAT BED)	10	MAINT & OPER	2026	73,300
35634	FORD	F-350	F350 : F-350 PICKUP	10	UTILITY	2026	66,142
35636	FORD	F-350	F350 : F-350 PICKUP	10	UTILITY	2026	66,142
35646	E-ONE	CYCLONE	APPARATUS : FIRE APPARATUS	10	FIRE	2026	945,000
35840	MENZI MUCK	MM540	MENZI : MENZI MUCK	7	MAINT & OPER	2024	448,731
35927	FREIGHTLINE	M2106V	AMBULANCE : AMBULANCE	9	EMS	2026	425,000
35929	FREIGHTLINE	M2106V	AMBULANCE : AMBULANCE	9	EMS	2026	425,000
36018	FREIGHTLINE	M2106V	AMBULANCE : AMBULANCE	9	EMS	2026	425,000

Capital Maintenance Schedule Summary
 Heavy Equipment Replacement Schedule (County Wide)
 2026 - 2027

Equip #	Make	Model	Class:Class Description	Life Expectancy (Years)	Division	Repl Year	Est Replacement Cost
37023	MENZI MUCK	MM540	MENZI : MENZI MUCK	7	MAINT & OPER	2026	451,228
37128	MARSH MASTMM	2LX-KC	BOAT : WATER-CRAFT	7	AQUATIC WEED	2026	143,460
37440	FORD	TRANSIT/PASS	VAN-T : TRANSIT VAN	4	TRANSIT	2026	182,244
37442	FORD	TRANSIT 350	VAN-T : TRANSIT VAN	4	TRANSIT	2028	89,648
37443	FORD	TRANSIT 350	VAN-T : TRANSIT VAN	4	TRANSIT	2026	89,736
37447	FORD	TRANSIT 350	VAN-T : TRANSIT VAN	4	TRANSIT	2028	89,648
37450	FORD	TRANSIT 350	VAN-T : TRANSIT VAN	4	TRANSIT	2028	89,648
38023	FORD	F-550	VAN-E : E-SERIES VAN	5	TRANSIT	2028	141,749
38144	CATERPILLAR	D6 BULLDOZER	DOZER : CRAWLER DOZER	5	SOLIDWASTE	2026	555,091
35637	FORD	F-450	F450 : F-450 PICKUP	10	SIGNING & MARKING	2027	86,531
35640	FORD	F-450	F450 : F-450 PICKUP	10	SIGNING & MARKING	2027	85,711
35671	E-ONE	TANKER	TNKR : TNKR	10	FIRE	2027	895,000
35703	FORD	F-550	F550 : F-550 PICKUP (MINI DUMP)	10	UTILITY	2027	75,583
35704	VAC-CON	114SD	VACUUM : VACUUM TRUCK/TRAILER	10	UTILITY	2027	501,680
35708	KOBELCO	SK75SR-3E	EXCAVATOR : TRACKED EXCAVATOR (LOADER)	10	UTILITY	2027	123,877
35709	KOBELCO	SK75SR-3E	EXCAVATOR : TRACKED EXCAVATOR (LOADER)	10	UTILITY	2027	123,877
35710	FORD	F-550	F550 : F-550 PICKUP (SERVICE TRUCK)	10	UTILITY	2027	91,856
35711	FORD	F-550	F550 : F-550 PICKUP (SERVICE TRUCK)	10	UTILITY	2027	91,856
35720	FORD	F-550	F550 : F-550 PICKUP (SERVICE TRUCK)	10	UTILITY	2027	147,105
35721	FORD	F-550	F550 : F-550 PICKUP (SERVICE TRUCK)	10	UTILITY	2027	146,938
35723	JOHN DEERE	410L	BACKHOE : BACKHOE	10	UTILITY	2027	163,431
35726	VOLVO	EW180E	EXCAVATOR : WHEELED EXCAVATOR (LOADER)	10	MAINT & OPER	2027	295,383
35727	JOHN DEERE	6145M	TRC : TRACTOR (FLAIL MOWER)	10	MAINT & OPER	2027	243,704
35731	WENGER	89	TRAILER-H : HEAVY DUTY TRAILER	10	PARKS	2027	184,595
35851	PETERBILT	567 PETERBILT	SEMI : SEMI TRACTOR	10	UTILITY	2027	230,550
35852	PETERBILT	567 PETERBILT	DUMPTRUCKD : DUAL AXLE DUMP TRUCK	10	UTILITY	2027	251,624
35853	PETERBILT	567 PETERBILT	DUMPTRUCKD : DUAL AXLE DUMP TRUCK	10	UTILITY	2027	251,624
35854	FORD	F-750	F750 : F-750 PICKUP (BOOM TRUCK)	10	LIGHTING	2027	189,466
35859	FORD	F-750	F750 : F-750 PICKUP (MINI DUMP)	10	MAINT & OPER	2027	110,936
35869	FORD	F-550	F550 : F-550 PICKUP	10	SOLIDWASTE	2027	103,684
35928	E-ONE	CYCLONE	APPARATUS : FIRE APPARATUS	10	FIRE	2027	804,896
35966	NEW HOLLANT	S6 NEW HOLLANT	TRC : TRACTOR	10	SOLIDWASTE	2027	86,609
36067	GENIE	UD	LIFT-S : SCISSOR LIFT	10	PARKS	2027	85,271
36227	FORD	TRANSIT 350	VAN-T : TRANSIT VAN	34	FACILITIES	2027	122,187
36234	FORD	F-450	F450 : F-450 PICKUP	10	SIGNING & MARKING	2028	118,986
36235	FORD	F-450	F450 : F-450 PICKUP	10	SIGNING & MARKING	2028	118,986
36613	FREIGHTLINE	M2106V	AMBULANCE : AMBULANCE	9	EMS	2027	425,000
36614	FREIGHTLINE	M2106V	AMBULANCE : AMBULANCE	9	EMS	2027	425,000
36820	MENZI MUCK	MM540	MENZI : MENZI MUCK	7	MAINT & OPER	2026	507,126
38254	VOLVO	A35G	DUM-ART : DUMP TRUCK ARTICULATING	5	SOLIDWASTE	2027	347,203
33943	E-ONE	CYCLONE	APPARATUS : FIRE APPARATUS	15	FIRE	2027	995,000
35857	INTERNATION	7500 SBA	SEMI : SEMI TRACTOR (ROLL-OFF)	10	SOLIDWASTE	2028	191,288
35858	INTERNATION	7500 SBA	DUMPTRUCKD : DUAL AXLE DUMP TRUCK	10	NATURAL RESOURCES	2028	170,682
35861	INTERNATION	7500 SBA	DUMPTRUCKD : DUAL AXLE DUMP TRUCK	10	MAINT & OPER	2028	172,282
35863	INTERNATION	7500 SBA	DUMPTRUCKD : DUAL AXLE DUMP TRUCK	10	MAINT & OPER	2028	171,854
35864	INTERNATION	7500 SBA	DUMPTRUCKD : DUAL AXLE DUMP TRUCK	10	MAINT & OPER	2028	171,854
35865	INTERNATION	7500 SBA	DUMPTRUCKD : DUAL AXLE DUMP TRUCK	10	MAINT & OPER	2028	171,854
35867	INTERNATION	7500 SBA	DUMPTRUCKD : DUAL AXLE DUMP TRUCK	10	MAINT & OPER	2028	171,854
35868	INTERNATION	7500 SBA	DUMPTRUCKD : DUAL AXLE DUMP TRUCK	10	MAINT & OPER	2028	171,854
35874	FORD	F-550	F550 : F-550 PICKUP (BOOM TRUCK)	10	UTILITY	2028	136,261
36226	FORD	F-550	F550 : F-550 PICKUP (SERVICE TRUCK)	10	UTILITY	2028	93,534
36241	GODWIN	NC150-FT4	PUMP : PUMPS (BYPASS PUMP TRAILER)	10	UTILITY	2028	71,133
36245	VERMEER	RTX450	TRENCH : TRENCHER	10	UTILITY	2028	77,658
36339	FORD	F-550	F550 : F-550 PICKUP	10	PARKS	2028	70,640
36341	CASE	FA120C4WD	TRC : TRACTOR	10	NATURAL RESOURCES	2028	90,197
36345	PETERBILT	567 PETERBILT	SEMI : SEMI TRACTOR	10	UTILITY	2028	221,378

Capital Maintenance Schedule Summary
 Heavy Equipment Replacement Schedule (County Wide)
 2026 - 2027

Equip #	Make	Model	Class:Class Description	Life Expectancy (Years)	Division	Repl Year	Est Replacement Cost
36350	VAC-CON	114SD	VACUUM : VACUUM TRUCK/TRAILER	10	UTILITY	2028	523,634
36351	FORD	F-550	F550 : F-550 PICKUP (SERVICE TRUCK)	10	UTILITY	2028	84,984
36352	LAKE ERIE PO	PITBULL 2300	SCREENER : PORTABLE SCREENER (DIRT SIFTER)	10	UTILITY	2028	126,859
36353	FORD	F-550	F550 : F-550 PICKUP (MINI DUMP)	10	UTILITY	2028	81,351
36354	KUBOTA	KX080-4S	EXCAVATOR : TRACKED EXCAVATOR (TRACKHOE)	10	UTILITY	2028	118,221
36357	FORD	F-450	F450 : F-450 PICKUP	10	NATURAL RESOURCES	2028	101,201
36359	FORD	F-750	F750 : F-750 PICKUP (CRASH TRUCK)	10	SIGNING & MARKING	2028	164,802
36361	FORD	F-550	F550 : F-550 PICKUP (BOOM TRUCK)	10	UTILITY	2028	161,817
36362	FORD	F-550	F550 : F-550 PICKUP (BOOM TRUCK)	10	UTILITY	2028	161,602
36369	CASE	588H	LIFT-F : FORKLIFT	10	PARKS	2028	97,389
37470	JOHN DEERE	4066R	TRC : TRACTOR	8	PARKS	2028	59,816
37478	CASE	DV26 T4F	OLD CLASS	8	PARKS	2028	49,212
37487	FREIGHTLINE	M2106V	AMBULANCE : AMBULANCE	9	EMS	2028	351,055
37488	FREIGHTLINE	M2106V	AMBULANCE : AMBULANCE	9	EMS	2028	347,141
37489	FREIGHTLINE	M2106V	AMBULANCE : AMBULANCE	9	EMS	2028	377,556
37969	JOHN DEERE	4052M	TRC : TRACTOR	8	PARKS	2028	54,072
38006	MAHINDRA	1640HST	TRC : TRACTOR (BACKHOE)	8	FACILITIES	2028	43,071
38018	COURAGEOU	25' ALUM BOAT	BOAT : WATER-CRAFT	7	SIGNING & MARKING	2028	210,001
38284	TANA	E380	COMPACTOR : COMPACTOR	5	SOLIDWASTE	2028	1,352,148
38304	JOHN DEERE	850K	DOZER : CRAWLER DOZER	5	SOLIDWASTE	2028	613,256
38318	TORO	GROUNDMAST	TORO : TORO	5	PARKS	2028	122,267
34537	E-ONE	CYCLONE	APPARATUS : FIRE APPARATUS	15	FIRE	2029	970,000
36492	INTERNATION	HV607 SBA	DUMPTRUCKD : DUAL AXLE DUMP TRUCK	10	MAINT & OPER	2029	176,474
36494	JOHN DEERE	6145M	TRC : TRACTOR (FLAIL MOWER)	10	MAINT & OPER	2029	91,000
36500	FORD	F-450	F450 : F-450 PICKUP	10	SIGNING & MARKING	2029	114,784
36502	JOHN DEERE	85G	EXCAVATOR : TRACKED EXCAVATOR (LOADER)	10	MAINT & OPER	2029	91,000
36505	FORD	F-650	F650 : F-650 PICKUP	10	MOSQUITO CTRL	2029	117,671
36512	JOHN DEERE	300G	LOADER : LOADER	10	MAINT & OPER	2029	494,118
36513	GODWIN	NC150-FT4	PUMP : PUMPS (TRAILER MOUNTED BYPASS PUMP)	10	UTILITY	2026	74,716
36805	MACK	GR64F	TANKER : TANKER TRUCK (FUEL TRUCK)	10	MAINT & OPER	2029	646,500
37019	INTERNATION	HX620	SEMI : SEMI TRACTOR	10	SOLIDWASTE	2029	182,672
37020	INTERNATION	HX620	SEMI : SEMI TRACTOR	10	SOLIDWASTE	2029	182,545
37035	PETERBILT	337	DUMPTRUCKD : DUAL AXLE DUMP TRUCK	10	UTILITY	2029	167,086
37123	JOHN DEERE	520	TRC : TRACTOR (LOADER)	10	UTILITY	2029	174,728
37125	FORD	F-550	F550 : F-550 PICKUP (TV TRUCK)	10	UTILITY	2029	302,355
37130	METALWERX	12000T4	GENERATOR : GENERATORS (TRAILER MOUNTED)	10	UTILITY	2029	96,211
37133	JOHN DEERE	6145M	TRC : TRACTOR (FLAIL MOWER)	10	MAINT & OPER	2029	265,919
37134	PETERBILT	348	DUMPTRUCKD : DUAL AXLE DUMP TRUCK	10	NATURAL RESOURCES	2029	212,663
37323	VOLVO	EW180E	EXCAVATORW : WHEELED EXCAVATOR (LOADER)	10	MAINT & OPER	2029	313,998
37324	FORD	F-550	F550 : F-550 PICKUP (SERVICE TRUCK)	10	UTILITY	2029	92,399
37325	FORD	F-350	F350 : F-350 PICKUP	10	FACILITIES	2029	77,492
38029	FREIGHTLINE	M2106V	AMBULANCE : AMBULANCE	9	EMS	2029	417,058
38030	FREIGHTLINE	M2106V	AMBULANCE : AMBULANCE	9	EMS	2029	409,230
38076	JOHN DEERE	4052R	TRC : TRACTOR	8	PARKS	2029	56,832
38445	TORO	3505-D	TORO : TORO	5	PARKS	2029	49,192
38526	TORO	GROUNDMAST	TORO : TORO	5	PARKS	2029	132,259
38527	TORO	GROUNDMAST	TORO : TORO	5	PARKS	2029	132,259
38569	JOHN DEERE	644J	LOADER : LOADER	5	SOLIDWASTE	2029	565,457
38571	JOHN DEERE	644G	EXCAVATORW : WHEELED EXCAVATOR (LOADER)	5	SOLIDWASTE	2029	565,457
38579	TORO	GROUNDMAST	MOW : MOWER	5	PARKS	2029	134,999
38583	TORO	GROUNDMAST	MOW : MOWER	5	PARKS	2029	85,187
38584	TORO	GROUNDMAST	MOW : MOWER	5	PARKS	2029	85,187
38587	TORO	GROUNDMAST	MOW : MOWER	5	PARKS	2029	85,187
38598	JOHN DEERE	644G	EXCAVATORW : WHEELED EXCAVATOR (LOADER)	5	SOLIDWASTE	2029	565,457
26555	E-ONE	HP-75	AERIALFIRE : AERIAL FIRE APPARATUS	15	FIRE	2026	950,000
35105	E-ONE	CYCLONE	APPARATUS : FIRE APPARATUS	15	FIRE	2030	1,020,000

Capital Maintenance Schedule
 Information Technology
 2026-2027

Costs (in thousands)

Task	2026	2027	2028	2029	2030	2031	TOTAL
Desktop/Notebook Computing	852	921	27	27	852	853	3,532
Ruggedized Computing	249	244	20	20	346	342	1,222
Cyber Security Infrastructure	-	50	50	20	20	20	160
Network Infrastructure	2,100	325	-	325	150	2,250	5,150
Server Systems	50	50	50	600	50	50	850
Fiber Optic Cable	16	10	10	10	10	10	66
Tablets, Printers & Peripherals	125	125	125	125	125	125	750
TOTAL	3,391	1,725	283	1,128	1,553	3,650	11,730

Capital Maintenance Schedule
 Information Technology
 2026-2027

	Refresh		Off Years		Refresh		Total
	FY26	FY27	FY28	FY29	FY30	FY31	
Computer Type							
Laptop/Desktop	851,845	920,670	27,185	27,185	851,845	853,200	3,531,930
Rugged	248,500	244,430	20,370	20,370	346,275	342,200	1,222,145
Hardware - Infrastructure							
Cyber Security Infrastructure	-	50,000	50,000	20,000	20,000	20,000	160,000
Network Infrastructure	2,100,000	325,000	-	325,000	150,000	2,250,000	5,150,000
Server Systems	50,000	50,000	50,000	600,000	50,000	50,000	850,000
Other Hardware							
Fiber Optic Cable	16,000	10,000	10,000	10,000	10,000	10,000	66,000
Tablets, Printers & Peripherals	125,000	125,000	125,000	125,000	125,000	125,000	750,000
Total	3,391,345	1,725,100	282,555	1,127,555	1,553,120	3,650,400	11,730,075

Capital Maintenance Schedule
 Public Works - Road & Bridge Bridges
 2026-2027

Costs (in thousands)

Project Title	2026	2027	2028	2029	2030	2031	TOTAL
<u>Contract Costs</u>							
R&B Bridge Rehabilitation Program	380	-	-	-	-	-	380
R&B Bridge Rehabilitation Program	-	9,950	-	-	-	-	9,950
R&B Bridge Rehabilitation Program	-	-	1,300	-	-	-	1,300
R&B Bridge Rehabilitation Program	-	-	-	4,200	-	-	4,200
R&B Bridge Rehabilitation Program	-	-	-	-	4,800	-	4,800
R&B Bridge Rehabilitation Program	-	-	-	-	-	200	200
Total Contract Costs	380	9,950	1,300	4,200	4,800	200	20,830
<u>Internal Costs</u>							
Project Management	155	350	5	155	370	5	1,040
Total Project Costs	535	10,300	1,305	4,355	5,170	205	21,870

Note: This Bridge Rehabilitation Program does not include MSBU/TU funding sources. As MSBU/TU bridges are identified for rehabilitation they will be funded from the individual MSBU/TU and rolled up in the MSBU/TU Bridge Capital Maintenance Plan.

Capital Maintenance Schedule
 Public Works - Road & Bridge Bridges
 2026-2027

Bridge Number / Location	2026	2027	2028	2029	2030	2031	Grand Total
010007 Washington Loop over Myrtle Slough	90,000						90,000
010007 Washington Loop/Myrtle Creek		750,000					750,000
010008 Washington Loop/Shell Creek	90,000	750,000					840,000
010009 Washington Loop over Prairie Creek		5,000,000					5,000,000
010029 Tom Adams Bridge	200,000	2,700,000	200,000	200,000	4,800,000	200,000	8,300,000
010052 Rio Villa over Venice Canal		500,000		4,000,000			4,500,000
010084 San Casa over Oyster Creek			300,000				300,000
014026 Conway over Niagra WW		250,000					250,000
014042 Edgewater over Como WW			250,000				250,000
014077 Edgewater over Olam WW			250,000				250,000
014119 Burnt Store over Alligator Creek			300,000				300,000
Grand Total	380,000	9,950,000	1,300,000	4,200,000	4,800,000	200,000	20,830,000

Capital Maintenance Schedule
 Public Works - MSBU/TU Bridges
 2026-2027

Costs (in thousands)

Project Title	2026	2027	2028	2029	2030	2031	TOTAL
Don Pedro Bridge Maintenance and Rehabilitation Program	58	279	-	284	-	284	905
Englewood East Bridge Maintenance and Rehabilitation Program	1,344	-	-	-	-	-	1,344
Greater Port Charlotte Bridge Maintenance and Rehabilitation Program	3,019	816	1,180	184	1,112	442	6,753
Northwest Port Charlotte Bridge Maintenance and Rehabilitation Program	3,177	1,352	-	-	-	-	4,529
Rotonda West Bridge Maintenance and Rehabilitation Program	7,537	565	-	-	-	-	8,101
South Gulf Cove Bridge Maintenance and Rehabilitation Program	4,047	843	112	100	88	75	5,264
TOTAL	19,182	3,855	1,292	568	1,200	801	26,897

Capital Maintenance Schedule
 Public Works - MSBU/TU Bridges
 2026-2027

Bridge Maintenance and Rehabilitation Program

Don Pedro

Bridge #	Year Built	Planned Maintenance	
		Year	Location
014087	2008	2026 - 2031	South Gulf Blvd (Michael Kosinski Bridge)
014090	2008	2026 - 2031	South Gulf Blvd (Anne Merry Bridge)

Englewood East

Bridge #	Year Built	Planned Maintenance	
		Year	Location
014083	1984	2024	Gulfstream Blvd at Memorial Waterway
014084	1984	2025	Marathon Blvd at Sioux Waterway
014091	1984	2024	Gulfstream Blvd at Sea Mist Waterway
014096	1998	2024	Wilmington Blvd at Gondolier Waterway
014097	1984	2024	Ocean Spray Blvd at March Waterway

Greater Port Charlotte

Bridge #	Year Built	Planned Maintenance	
		Year	Location
014027	1964	2028	Beacon at Niagra
014030	1964	2026	Pellam at Auburn
014031	1968	2020	Sheehan at Yale
014032	1968	2031	Dewitt at Haverhill
014036	1968	2028	Midway at Abhenry
014037	1968	2029	Midway at Countryman
014038	1968	2029	Midway at Ackerman
014043	1969	2026	Wintergarden Ave at Como Waterway
014067	1981	2032	Ohara DR at Como
014068	1981	2032	Ohara Dr at Bay Harbor WW
014069	1981	2025	Ohara Dr at Atlantis Waterway
014095	2001	2033	Harper Ave/H.P.D.C. Luther Canal
014129	2007	2035	Birchcrest Blvd over Elkcam Waterway
014132	2008	2038	Gibraltar Drive over Elkcam Waterway
014134	2008	2033	Quesada at Morningstar
014135	2008	2033	Quesada Ave. over Dorchester Waterway
014136	2009	2038	Gibraltar over Fordham Waterway
014139	2011	2035	Quesada Ave over Lionheart Waterway
014142	2011	2038	Kenilworth Blvd over Sunset Waterway
014151	2013	2035	Quesada Ave over Haverhill Waterway
014152	2012	2035	Bachman Blvd over Dorchester Waterway
014157	2015	2035	Kenilworth Blvd/Dorchester Waterway
014161	2017	2038	Kenilworth Blvd over Lionheart Waterway

Capital Maintenance Schedule
 Public Works - MSBU/TU Bridges
 2026-2027

Bridge Maintenance and Rehabilitation Program

Northwest Port Charlotte

Bridge #	Year Built	Planned Maintenance	
		Year	Location
014040	1970	2028	Eleanor at Ingersoll
014041	1970	2030	Mcperson at Hasting
014044	1970	2026	Chamberlain at Jupiter
014045	1970	2026	Chamberlain at Apollo
014046	1970	2028	Chamberlain at Cheshire
014047	1970	2022	Chamberlain at Markham
014048	1970	2032	Jacobs St at Jupiter
014051	1972	2030	Eisenhower at Venus
014052	1972	2032	Eisenhower at Cheshire

Rotonda West

Bridge #	Year Built	Planned Maintenance	
		Year	Location
014060	1974	2025	Rotonda Circle over Oakland Hills Creek
014061	1974	2024	Rotonda Circle over Oakland Hills Creek
014062	1982	2024	Cape Haze Drive over Rotonda Canal 31-5
014063	1982	2025	Rotonda Circle over Canal 32-1 Pebble Beach
014098	1983	2024	Rotonda Circle over Pebble Creek
014099	1983	2024	Rebel Court over Rotonda River
014100	1984	2025	Rotonda Circle over Pinehurst Creek S
014101	1984	2025	Rotonda Circle over Pinehurst Creek N
014104	1985	2025	Rotonda Circle over Broadmoor Creek N
014105	1985	2025	Rotonda Circle over Broadmoor Creek S
014106	1985	2025	Rotonda Circle over Long Meadow Creek N
014107	1985	2025	Rotonda Circle over Long Meadow Creek S
014110	1985	2026-2027	Rotonda Circle over White Marsh Creek N
014111	1985	2026	Rotonda Circle over White Marsh Creek S
014112	1985	2026-2027	Rotonda Circle over Pine Valley Creek S
014113	1985	2026	Rotonda Blvd. over Rotonda River
014123	1985	2026-2027	Rotonda Circle over Pine Valley Creek

South Gulf Cove

Bridge #	Year Built	Planned Maintenance	
		Year	Location
014053	1975	2024	Keystone Blvd over SANTA CRUZ Waterway
014054	1974	2024	Appleton Blvd over Santa Cruz Waterway
014055	1976	2025	Keystone Blvd over President Waterway
014056	1976	2025	Ingraham Blvd over President Waterway
014064	1975	2028	St. Paul Drive over Staunton Waterway
014065	1981	2026	St. Paul Drive over Zephyr Waterway
014070	1984	2026	San Domingo Blvd over Santa Cruz Waterway
014071	1981	2028	Calumet Drive over Zephyr Waterway
014072	1981	2026	Ingraham Blvd / Santa Cruz Waterway

Capital Maintenance Schedule
 Public Works - Capital Gas Tax Road Paving
 2026-2027

Costs (in thousands)

Project Title	2026	2027	2028	2029	2030	2031	Total
<u>Contract Costs</u>							
Road & Bridge Paving Program	4,998	-	-	-	-	-	4,998
Road & Bridge Paving Program	-	3,942	-	-	-	-	3,942
Road & Bridge Paving Program	-	-	2,158	-	-	-	2,158
Road & Bridge Paving Program	-	-	-	4,514	-	-	4,514
Road & Bridge Paving Program	-	-	-	-	4,579	-	4,579
Road & Bridge Paving Program	-	-	-	-	-	3,511	3,511
Total Contract Costs	4,998	3,942	2,158	4,514	4,579	3,511	23,703
<u>Internal Costs</u>							
Project Management	200	158	87	181	184	141	951
Total Project Cost	5,198	4,100	2,245	4,695	4,763	3,652	24,654

Capital Maintenance Schedule
Public Works - Capital Gas Tax Road Paving
2026-2027

20 Year Capital Gas Tax Road Paving Schedule (By year)

STREET	Miles	From	To	Lanes	Ln Miles	Last Paved	Next Paved
HARBORVIEW RD (CR 776)	0.958	US 41 NB	550' E. of Melburne	5	4.79	01	26
INDIAN TRAIL DR	0.213	Taylor Rd	End(1125Ft)	2	0.43	Not Found	26
SPRINGWATER BLVD	0.159	Jones Loop Rd	Cul-de-sac	2	0.32	Not Found	26
UTILITIES RD	0.406	Golf Course Blvd.	Henry St.	2	0.81	Not Found	26
COLLINGSWOOD BLVD	0.55	El Jobean Rd. (SR 776)	Tamiami Trl (US 41)	2	1.1	Not Found	26
KINGS HWY N. (CR 769)	0.656	Sandhill Blvd.	DeSoto Co. Line	2	1.31	10	26
HARBORVIEW RD (CR 776)	2.632	550' E. of Melburne	Sunnybrook Rd. (E. side o	2	5.26	04/08	26
TOLEDO BLADE BLVD	0.73	SR-776 R-O-W	US-41	4	1.46	5	26
RIVERSIDE DR	4.072	Regents Rd.	US 17 SB	2	8.14	09	26
RIVERSIDE DR	0.56	I-75 Over Pass	Regents Rd.	2	1.12	04	26
TOLEDO BLADE BLVD	0.61	Collingswood Blvd.(@Cochran Bl.)	SR-776 R-O-W	2	1.23	05	26
WASHINGTON LOOP RD (CR 764)	10.226	US 17 NB (south)	US 17 NB (North)	2	20.45	05	26
KINGS HWY (CR 769)	3.998	US 41 NB	Veterans Blvd.	4	15.99	10	26
MIDWAY BLVD	0.72	Sharpe St.	Elkcam Blvd.	4	2.88	10	26
MIDWAY BLVD	0.84	Elkcam Blvd.	US-41	5	4.2	11	26
MIDWAY BLVD	0.58	US-41	Lakeview Blvd.	5	2.9	11	26
CRANBERRY BLVD	0.091	US 41	Sarasota Co. Line	2	0.18	05	27
PEACHLAND BLVD	0.299	Loveland Blvd.	Veterans Blvd.	5	1.49	05	27
BAYSHORE RD	1.43	US 41	US 41	2	2.86	05	27
EDGEWATER DR	0.61	Flamingo Blvd.	Collingswood Blvd	2	1.22	09	27
EDGEWATER DR	1.57	Collingswood Blvd	Midway Blvd.	2	3.14	07	27
EDGEWATER DR	1.16	Bullnose E. of Harbor Blvd	Gardner St	4	4.64	10	27
EDGEWATER DR	0.54	Gardner St	US-41	5	2.7	10	27
BURNT STORE RD (CR 765)	2.226	Scham Rd.	US 41 SB	4	8.9	12	27
HENRY ST	0.677	I-75 East R/W	Golf Course Blvd.	2	1.35	07	27
REGENT RD	0.184	US 17 SB	Riverside Dr.	2	0.37	07	27
MELBOURNE ST (CR 776A)	0.879	US 41	Harborview Rd.	2	1.76	07	27
BEACH RD (CR 776)	1.435	Gulf Blvd.	McCall Rd.(SR 776)	2	2.87	08	27
PEACHLAND BLVD	0.591	Crestview W W	Forrest Nelson Blvd.	2	1.18	09	27
BERMONT RD (CR 74)	14.7	US 17 NB	SR-31	2	29.4	13	28
MARATHON BLVD	0.199	Gasparilla Rd. (CR 771)	Fire House- East Property	2	0.4	08	28
SAILORS WAY	0.562	McCall Rd. (SR 776 @CR 771)	McCall Rd. (SR 776 N.)	2	1.12	08	28
SEABOARD LN	0.105	Sailor's Way	McCall Rd. (SR 776)	2	0.21	08	28
TOLEDO BLADE BLVD	1	SR-776 R-O-W	Hillsborough Blvd.(Sarasc	4	4	14	29
AIRPORT RD	1.83	Cooper St. (Less I-75 R/W)	Piper Rd.	2	3.66	10	29
AIRPORT RD (E.)	0.161	Piper Rd.	Golf Course Blvd.	2	0.32	10	29
CONWAY BLVD	1.836	US 41	Midway Blvd.	2	3.67	10	30
GASPARILLA RD (CR 771)	0.778	Lee Co. Line (4,107 LF North)	Gasparilla Causeway	2	1.56	10	30
OLEAN BLVD	2.618	Tamiami Trl. (US 41)	Kings Hwy. (CR 769)	2	5.24	09/10	30
PAULSON DR	0.767	US 41	Veterans Blvd	2	1.53	10	30
PIPER RD	2.179	Jones Loop Rd.	Henry St.	4	8.72	10	30
PRINEVILLE ST	1.244	Paulson Dr	Hillsborough Blvd	2	2.49	10	30
STAR LN	0.066	Piper Rd.	Golf Course Blvd.	2	0.13	10	30
VETERANS BLVD	0.176	Peachland Blvd.	Kings Hwy. (CR 769)	5	0.88	10	30
BURNT STORE RD (CR 765)	2.45	Lee Co. Line	Tern Bay	4	9.8	16	31
CHANCELLOR BLVD	1.586	Biscayne Dr.	Cornelius Blvd.	2	3.17	16	31
CORNELIUS BLVD	2.731	El Jobean Rd. (SR 776)	Tamiami Trl (US 41)	2	5.46	16	31
FISHERY RD	0.08	Private Rd.(Fishery Rd)	Gasparilla Rd.	2	0.16	11	31
GULF BLVD	1.042	Terminus (State Park Entrance)	Beach Rd.	2	2.08	11	31
N BEACH RD (CR 776)	1.699	Gulf Blvd.	Sarasota Co. Line	2	3.4	11	31
EDGEWATER DR	2.01	Midway Blvd	Bullnose E. of Harbor Blv	4	8.04	17	32

Capital Maintenance Schedule
 Public Works - Capital Gas Tax Road Paving
 2026-2027

20 Year Capital Gas Tax Road Paving Schedule (By year)

STREET	Miles	From	To	Lanes	Ln Miles	Last Paved	Next Paved
GASPARILLA RD (CR 771)	7.829	Gasparilla Causeway	McCall Rd. (SR 776)	2	15.66	02-05/16	32
FORREST NELSON BLVD	1.264	US 41	Peachland Blvd.	2	2.53	09	32
MIDWAY BLVD	1.292	Lakeview Blvd.	Edgewater Dr.	2	2.58	14	32
RIO VILLA DR	0.884	Colony Ct.	US 41 SB	2	1.77	14	32
SANDHILL BLVD	2.964	Kings Hwy.	Seasons Dr.	2	5.93	14	32
TAYLOR RD	4.192	US 41 NB (South)	Cooper St.	2	8.38	14	32
PEACHLAND BLVD	3.94	Forrest Nelson Blvd.	Loveland Blvd.	2	7.88	13	33
RAMPART BLVD	0.98	I-75 ROW	Rio De Janeiro	2	1.96	13	33
RIO DE JANEIRO AVE	1.252	Harborview Rd.	Rampart Blvd.	2	2.5	14	33
RIO DE JANEIRO AVE	1.084	Rampart Blvd.	Sandhill Blvd.	2	2.17	12	33
OIL WELL RD	1.207	US 41 NB	I- 75 R/W (West Side)	2	2.41	14	33
VETERANS BLVD	6.782	Tamiami Trl. (US 41)	Peachland Blvd.	4	27.13	15	34
AQUI ESTA DR	0.238	US 41 NB	Edmund St.	2	0.48	14	34
COOPER ST	0.639	South Terminus	Airport Rd.	2	1.28	14	34
HANCOCK AVE	0.314	US 41	End (@	2	0.63	04	34
TUCKERS GRADE (CR 762)	0.809	US 41 NB	I-75 R/W (West Side)	4	3.24	04	34
CARMALITA ST	0.744	PG City Limits (Bus Depot)	Florida St.	2	1.49	09	35
WINCHESTER BLVD	2.93	McCall Rd.(SR 776)	SR-775	4	11.6	15	35
FLORIDA ST	1.951	Airport Rd.	Marion Ave.	2	3.9	14	35
ACLIN RD	0.663	US 41 NB	Taylor Rd.	2	1.33	17	36
BURNT STORE RD N. (CR 765)	0.981	Jones Loop Rd.	Taylor Rd.	2	1.96	17	36
GOLF COURSE BLVD	2.206	Airport Rd. E.	US 17 NB	2	4.41	17	36
PINE ST	0.505	McCall Rd.(SR 776)	Sarasota Co. Line	5	2.52	17	36
MIDWAY BLVD	2.18	Kings Hwy. (CR 769)	Sharpe St	4	8.72	18	36
Toledo Blade Blvd.	0.06629	SR-776 R-O-W	Cedarwood St	2	0.14	19	39
Toledo Blade Blvd.	0.50379	Cedarwood St	Collingswood Blvd.	2	1	19	39
Piper Road S.Bound	2.20076	Henry St	Jones Loop	2	4.4	19	39
Piper Road N.Bound	2.20076	Jones Loop	Henry St	2	4.4	19	39
San Casa Rd.	2.10227	CR-775	SR-776 R-O-W	2	4.2	19	39
Elkcam Boulevard	0.89962	US-41 Access Road	Midway Boulevard	2	1.8	19	39
North Access Rd.	0.36458	Joint East of Easy St.	Bridge Deck	2	0.72	19	39
North Access Rd.	0.18939	Bridge Deck	Harbor Blvd.	2	0.38	19	39
North Access Rd.	0.11364	Harbor Blvd.	Bullnose at Prominades	2	0.22	19	39
North Access Rd.	0.14205	Caring Way	Elkcam Blvd.	2	0.28	19	39
North Access Rd.	0.18939	Elkcam Blvd.	US-41	2	0.38	19	39
Harbor Blvd.	0.95	Edgewater Drive	US-41 R-O-W	2	1.9	19	39
CORNELIUS BLVD	5.2	SR 776	Tamiami Trl (US 41)	2	2.6	19	39
Enterprise Dr.	1.46	SR-776	Market Cir.	2	0.73	19	39
Enterprise Dr.	0.3	Market Cir.	Market Cir.	4	0.15	19	39
Enterprise Dr. N.bound	0.28	Market Cir.	US-41	2	0.14	19	39
Enterprise Dr. S. bound	0.28	US-41	Market Cir.	2	0.14	19	39
MARLYMPIA WAY	0.146	US 17 NB	Marion Ave.	2	0.29	19	39
Cochran Blvd N. bound	0.06	Lakeview Blvd.	US-41	2	0.12	19	39
Cochran Blvd S. bound	4.8	US-41	Veterans Blvd.	2	2.4	19	39
Cochran Blvd N. bound	0.8	Veterans Blvd.	US-41	2	0.4	19	39
EDUCATION WAY	0.255	Cochran Blvd.	Murdock Cir.	2	0.51	19	39
JONES LOOP RD (CR 768)	1.1	US 41 NB (Burnt Store Rd.)	Knights Dr.	4	4.4	19	39
JONES LOOP RD S. (CR 768)	4.704	Taylor Rd. (S. Less I-75 R/W)	Piper Rd.	2	9.41	19	39
QUESADA AVE	0.139	End of Pavement (735LF+/-)	Cochran Blvd.	2	0.28	21	41
BERMONT RD (CR 74)	12.35	SR-31	Glades Co. Line	2	24.71	21	41
CHANCELLOR BLVD	1.586	Biscayne Dr.	Cornelius Blvd.	2	3.17	21	41
CAPE HAZE DR	1.808	Placida Rd. (CR 775)	Boundary Blvd.	2	3.62	23	43
PLACIDA RD (CR 775)	2.287	Rotonda Blvd. W.	San Casa Dr.	4	9.15	23	43

Capital Maintenance Schedule
 Public Works - Capital Gas Tax Road Paving
 2026-2027

20 Year Capital Gas Tax Road Paving Schedule (By year)

STREET	Miles	From	To	Lanes	Ln Miles	Last Paved	Next Paved
PLACIDA RD (CR 775)	2.048	San Casa Dr.	McCall Rd.(SR 776)	5	10.24	23	43
PEACHLAND BLVD	0.174	Cochran Blvd.	Crestview W W	3	0.52	23	43
MARION AVE	0.839	Griffith St.	I-75 Over Pass	2	1.68	23	43
ZEMEL RD	5.397	Burnt Store Rd.	US 41 SB	2	10.79	23	43
MURDOCK CIR	1.316	El Jobean Rd. (SR 776)	Veterans Blvd.	4	5.26	24	44
PARADE CIR	0.744	Rotonda Blvd. W.	Rotonda Blvd. E.	2	1.49	24	44
ROTONDA BLVD E	2.622	Parade Cir.	Gasparilla Rd. (CR 771)	2	5.24	24	44
ROTONDA BLVD N	1.311	Parade Cir.	Boundary Blvd.	2	2.62	24	44
ROTONDA BLVD W	2.282	Placida Rd.(CR 775)	Parade Cir.	2	4.56	24	44
HARBOR BLVD	4.147	Colleen St. (PC Beach)	Peachland Blvd.	2	8.29	24	44
SUNNYBROOK BLVD	1.215	Boundary Blvd.	McCall Rd.(SR 776)	2	2.43	24	44
HARBOR BLVD	0.916	Peachland Blvd	Veterans Blvd	2	1.83	24	44
ATWATER ST	0.563	Veterans Blvd.	Hillsborough Blvd.	2	1.13	24	44
COCHRAN BLVD	0.23	Pellam Blvd.	Lakeview Blvd.	2	0.46	25	45
COCHRAN BLVD	0.076	Veterans Blvd.	Kenilworth Blvd.	2	0.15	25	45
ACLIN RD	0.27	US 41 NB	Burnt Store Road	2	0.78	25	45
Hillsborough Blvd	5.56	Atwater St	Cranberry Blvd	2	11.11	25	45
COCHRAN BLVD	0.99	Collingswood Blvd.	Pellam Blvd.	2	1.98	25	45
	205.43	Miles			Ln Miles	475.55	

Capital Maintenance Schedule
Public Works - MSBU/TU Paving
2026-2027

Costs (in thousands)

Project Title	2026	2027	2028	2029	2030	2031	TOTAL
Burnt Store Village/Woodland Estates	28	6	5	5	4	3	50
Englewood East Paving Program FY25	10,222	206	195	182	170	156	11,131
Englewood East Paving Program FY26	12,300	1,354	569	537	503	468	15,731
Englewood East Paving Program FY27	-	16,588	1,709	768	724	679	20,468
Gardens of Gulf Cove Paving Program	3,024	307	140	132	124	115	3,843
Greater Port Charlotte Paving Program	4,717	-	-	-	-	-	4,717
Greater Port Charlotte Paving Program FY26	1,800	-	-	-	-	-	1,800
Greater Port Charlotte Paving Program FY27	-	4,911	-	-	-	-	4,911
Greater Port Charlotte Paving Program FY28	-	-	4,911	-	-	-	4,911
Greater Port Charlotte Paving Program FY29	-	-	-	4,911	-	-	4,911
Greater Port Charlotte Paving Program FY30	-	-	-	-	4,911	-	4,911
Greater Port Charlotte Paving Program FY31	-	-	-	-	-	4,911	4,911
Grove City Paving Program	5,096	486	177	167	157	146	6,229
Lemon Bay Paving Program	3,985	283	265	245	225	205	5,208
Pirate Harbor Paving Program	290	38	35	32	30	27	451
Placida Paving Program	394	100	94	88	82	75	833
Rotonda Meadows and Villas Paving and Mnt Program	-	-	9,303	731	218	205	10,457
Rotonda West Paving Program	18,932	464	438	411	382	351	20,979
South Burnt Store Paving Program	6,127	62	42	22	5	-	6,257
South Gulf Cove Paving Program Phase 2-3 (B)	14,148	1,458	655	618	579	538	17,996
South Gulf Cove Paving Program Phase 4-5 (C)	-	14,713	1,485	681	643	602	18,124
TOTAL	81,062	40,976	20,023	9,530	8,756	8,482	168,830

Capital Maintenance Schedule
Public Works - MSBU/TU Paving
2026-2027

20 Year MSBU/TU Paving Schedule (By year)

MSBU / TU	Miles	Last Paved	Next Paved
Boca Grande	2.90	2010	2030
Burnt Store Village (BSV)	14.40	2012	2032
BSV - Woodland Estates/Harborside	1.13	2023	2043
Cook and Brown	6.40	2019-2020	2039-2040
Deep Creek Non-Urban	73.60	2013-2018	2033-2038
Don Pedro/Knight Island	4.80	2008	2028
Englewood East Non-Urban Phase 1	56.20	2025	2045
Englewood East Non-Urban Phase 2-3	123.60	2006-2008	2026-2027
Gardens Gulf Cove	10.90	2005	2026
Greater Port Charlotte	658.54	continuous	continuous
Grove City	21.30	2005	2026
Gulf Cove	93.60	2008-2014	2028-2034
Harbour Heights	25.96	2017	2037
Lemon Bay	37.50	2024-2025	2044-2045
Manasota Key	2.00	2021	2041
Northwest Port Charlotte Non-Urban	186.30	2017-2022	2037-2042
Peace River Shores	18.70	2017	2037
Pirate Harbor	4.71	2023	2043
Placida Area	18.60	2025	2045
Punta Gorda Non-Urban	79.80	2012-2019	2032-2039
Rotonda Heights	17.06	2017	2037
Rotonda Lakes	28.40	2013	2033
Rotonda Meadows & Villas	56.50	2017	2037
Rotonda Sands North	25.00	2012	2032
Rotonda West	81.80	2025	2045
South Burnt Store	22.17	2025	2045
South Gulf Cove Phase 2-5 (B&C)	100.70	2003-2007	2026-2027
South Gulf Cove Phase 1	46.60	2019	2039
South PG Heights	9.70	2018	2038
South PG Heights East	5.87	2006	2028
South PG Heights West	11.20	2019	2039
Suncoast Blvd	0.76	2019	2039
Town Estates	6.10	2012	2032
Tropical Gulf Acres	33.90	2012-2014	2032-2034

Capital Maintenance Schedule
Public Works - MSBU/TU Dredging
2026-2027

Costs (in thousands)

Project Title	2026	2027	2028	2029	2030	2031	TOTAL
Alligator Creek - Entrance Channel	2,306	71	54	37	19	9	2,496
Buena Vista/Edgewater North WW Maintenance Dredging	110	-	-	-	-	-	110
Don Pedro/Knight Island Renourishment FY20	257	-	-	-	-	-	257
Don Pedro/Knight Island Renourishment FY27	-	263	3,164	284	251	261	4,223
Gulf Cove WW Dredging	167	-	4,132	150	128	105	4,683
Harbour Heights WW Maintenance Dredging	-	-	1,418	-	-	-	1,418
Manasota Key Beach Reourishment FY20	430	-	-	-	-	-	430
Manasota Key Beach Renourishment FY27	-	368	4,001	308	320	333	5,330
Manchester Waterway Maintenance Dredging	846	-	-	-	-	-	846
Northwest Port Charlotte Exterior Dredging	1,290	-	-	-	-	-	1,290
Pirate Harbor Maintenance Dredging FY23	513	13	10	7	3	1	547
South Gulf Cove WW Maintenance Dredging	1,817	-	-	-	-	-	1,817
Stump Pass Maintenance Dredging FY26	766	44	45	-	-	-	855
Stump Pass Maintenance Dredging FY29	-	-	95	4,436	47	48	4,626
TOTAL	8,501	758	12,918	5,223	769	757	28,927

Capital Maintenance Schedule
Public Works - MSBU/TU Dredging
2026-2027

MSBU / MSTU Fund Name	Type of Dredge	Year Last Dredged	Dredging	
			cycle/est. useful life	Planned Dredging Year
Ackerman Waterway (done with Manchester WW)	Spot	2022	7	FY 2026
Alligator Creek Waterway	Entrance channel	2020	7	FY 2026
Buena Vista Waterway	Access channel and main canal	2025	7	FY 2025
Don Pedro/Knight Is Beach Renourishment	Renourishment	2020	8	FY 2027
Edgewater North Waterway	Maintenance	N/A	10	none scheduled
Gulf Cove Waterway	Exterior	2010	5	FY 2026
Gulf Cove Waterway	Interior	2019	10	FY22 & FY23
Harbour Heights Waterway	Canals and access channels	2017	7	FY 2028
Hayward Canal Waterway	Finger channels	2019	10	none scheduled
Hayward Canal Waterway	Main Channel	2024	5	none scheduled
Manchester Waterway	Spot	2020	7	FY 2025
North Manasota Key Beach Renourishment	Renourishment	2020	8	FY 2027
Northwest Port Charlotte Waterway	Exterior	2009	5	FY 2026
Northwest Port Charlotte Waterway	Interior	2024	10	none scheduled
Pirate Harbor Waterway	Interior	2020	7	FY 2025
South Bridge Waterway	Canals and access channels	2013	7	none scheduled
South Gulf Cove Waterway	Spot	2022	7	FY25 & FY26
Stump Pass Dredging	Channel and renourishment	2022	4	FY 2026
Suncoast Waterway	Canals and access channels	2014	7	none scheduled

Capital Maintenance Schedule
 Utility Department
 2026-2027

Costs (in thousands)

Task	2026	2027	2028	2029	2030	2031	TOTAL
Wastewater Collections	2,700	4,200	2,200	3,200	1,200	200	13,700
Water Distribution	-	-	1,500	-	-	-	1,500
Treatment	3,100	1,800	1,200	1,000	-	-	7,100
Total	5,800	6,000	4,900	4,200	1,200	200	22,300

Capital Maintenance Schedule
 Utility Department
 2026-2027

Task	2026	2027	2028	2029	2030	2031	TOTAL
Wastewater Collections	2,700,000	4,200,000	2,200,000	3,200,000	1,200,000	200,000	13,700,000
Burnt Store Village - Design	500,000	500,000	-	-	-	-	1,000,000
Lift Station 1 Improvements	-	-	-	1,000,000	-	-	1,000,000
Lift Station 303 Improvements	-	-	-	-	1,000,000	-	1,000,000
Lift Station 323 Improvements	-	2,500,000	1,000,000	-	-	-	3,500,000
Lift Station 7 Improvements	-	-	1,000,000	-	-	-	1,000,000
Lift Station 816 Improvements	1,000,000	-	-	-	-	-	1,000,000
Lift Station 817 Improvements	-	-	-	1,000,000	-	-	1,000,000
Manhole/lift station Recoating	200,000	200,000	200,000	200,000	200,000	200,000	1,200,000
Olean FM - East Side only	-	-	-	1,000,000	-	-	1,000,000
West County Lift Station Improvements to Re-Route flows to Rotonda	1,000,000	1,000,000	-	-	-	-	2,000,000
Water Distribution	-	-	1,500,000	-	-	-	1,500,000
Golf Course Booster Station Improvements	-	-	1,500,000	-	-	-	1,500,000
Treatment	3,100,000	1,800,000	1,200,000	1,000,000	-	-	7,100,000
Eastport 35 MG Pond Liner Replacement	-	1,000,000	-	-	-	-	1,000,000
Eastport 95 MG Pond Liner Replacement	2,000,000	-	-	-	-	-	2,000,000
Eastport General Rehabilitations	-	-	1,000,000	1,000,000	-	-	2,000,000
Eastport Pond Aeration Installation	900,000	600,000	-	-	-	-	1,500,000
Well Rehabilitations	200,000	200,000	200,000	-	-	-	600,000
Total	5,800,000	6,000,000	4,900,000	4,200,000	1,200,000	200,000	22,300,000



This page intentionally left blank

CHARLOTTE COUNTY
CAPITAL IMPROVEMENT PROGRAM
2026

Project No.	Title --- (Sorted Alphabetically by Project Title)	Sponsor	Status	Page
c361603	Ackerman Septic to Sewer and Water Expansion	Utilities	In Progress	U-56
c192204	Additional and Miscellaneous Equipment (FY22/FY23)	General Government	In Progress	G-02
c192403	Additional and Miscellaneous Equipment (FY24/FY25)	General Government	In Progress	G-03
c192627	Additional Heavy, Small and Misc. Fleet Equipment (FY26/FY27)	General Government	New	G-04
c192405	Additional Rolling Stock Public Works (FY24/FY25)	General Government	In Progress	G-05
c192404	Additional Rolling Stock Utilities (FY24/FY25)	General Government	In Progress	G-06
c712401	Babcock Library & Annex	Libraries	In Progress	F-36
c332301	Babcock Ranch Water Supply	Utilities	In Progress	U-16
c352218	Bachmann Tract - Wastewater Extension	Utilities	Closed	U-46
c721401	Bayshore Live Oak Park	Parks	In Progress	P-04
c722101	Bissett Community Park	Parks	In Progress	P-09
c722601	Bissett Community Park Ph 3 (HMGP-4673)	Parks	New	F-38
c722606	Bissett Community Park Phase 2	Parks	New	P-10
c721404	Boating Improvements-Ainger Creek	Parks	In Progress	F-39
c412216	Burnt Store Road Area Corridor	Public Works Engineering	In Progress	R-26
c412602	Burnt Store Road E/W Connector (new 2 lane road)	Public Works Engineering	New	R-27
c351502	Burnt Store Road Ph 2 Utility Infrastructure	Utilities	Closed	U-24
c410915	Burnt Store Road Ph 3	Public Works Engineering	In Progress	R-29
c411111	Burnt Store Road Widening Ph 2	Public Works Engineering	In Debt Service	R-28
c332601	Burnt Store Wellfield New Well	Utilities	New	U-20
c352405	Burnt Store WRF Control Room Hardening	Utilities	In Progress	U-50
c351901	Burnt Store WRF Expansion	Utilities	In Progress	U-26
c391903	Caloosahatchee TMDL/BMAP (Basin Management Action Plan)	Public Works Engineering	In Progress	V-02
c332214	Calumet to Robin Rd - Waterway Crossing SGC to Rotonda Meadows	Utilities	In Progress	U-13
c392001	Canal Sediment Removal-Mid County	Public Works Engineering	In Progress	V-03
c392002	Canal Sediment Removal-West County	Public Works Engineering	In Progress	V-04
c351903	Cape Haze Sewer & Reclaim	Utilities	Closed	U-28
c362301	Cape Haze Water Quality Improvement	Utilities	In Progress	U-67
c192603	CARE Expansion / Grace Street Complex	Facilities Management	New	F-03
c362405	CCU Business Services Customer Billing	Utilities	In Progress	U-70
c722401	Centennial Park Ph 2	Parks	In Progress	P-05
c722402	Centennial Park Pool Ph 3	Parks	In Progress	F-40
c192601	Charlotte County Health Dept	Facilities Management	New	F-06
c192205	Charlotte Harbor CRA Melbourne Street MUP	Public Works Engineering	In Progress	R-09
c192206	Charlotte Harbor CRA Parking Improvements and Pedestrian Walkway Connection	Facilities Management	In Progress	F-04
c192207	Charlotte Harbor CRA Parmely St Improvements	Public Works Engineering	In Progress	R-10
c722403	Charlotte Harbor Event and Conference Center Parking Garage	Facilities Management	In Progress	F-05
c722417	Charlotte Harbor Event and Conference Center Seawall	Parks	In Progress	P-11
c352101	Charlotte Harbor Water Quality Project Septic to Sewer	Utilities	In Progress	U-29
c722415	Charlotte Sports Park Asphalt Parking	Parks	In Progress	F-41
c722405	Charlotte Sports Park Renovations	Parks	In Progress	F-42
c192605	Clerk Records Warehouse Replacement	Facilities Management	New	F-07
c352200	CMOM Recommended Utility Improvements	Utilities	Closed	U-30
c362402	Cochran Blvd-Pellam to Lakeview Utility Improvements	Utilities	Closed	U-68
pm26001	Comm Svcs Capital Mt Plan (see schedule)	Parks	Annual	P-0A
c242601	Community Development New Building	Community Development	New	F-02
c192606	Countywide Elevator Assessment	Facilities Management	New	F-08
c410521	CR 775 (Placida Rd) Safety Impvts/Rotonda Blvd West to Boca Grande Cswy	Public Works Engineering	In Progress	R-35
c192401	Cultural Center/Library Replacement	Facilities Management	In Progress	F-09
c412609	Deep Creek Blvd Sidewalks/Rio De Janeiro to Seasons	Public Works Engineering	In Progress	S-03
c412610	Deep Creek Blvd Sidewalks/Seasons to Paramaribo	Public Works Engineering	New	S-04
c412204	Deep Creek Sidewalks Rampart Blvd/ Rio De Janeiro to Navigator	Public Works Engineering	In Progress	S-02
c722204	East Kings Highway Community Park	Parks	In Progress	F-43
c352602	East Port Maintenance Building	Utilities	New	U-55
c352404	East Port WRF Control Room Hardening	Utilities	In Progress	U-49
c352209	East Port WRF Deep Well Supply Line	Utilities	In Progress	U-38
c351902	East Port WRF Expansion	Utilities	In Progress	U-27
c352207	East Port WRF Wetwell Cover and Ozone System	Utilities	Closed	U-36
c192003	EDEN to Munis Conversion	Information Technology	In Progress	T-02
c419002	Edgewater Ph 2	Public Works Engineering	In Progress	R-11
c412212	Edgewater Ph 3	Public Works Engineering	In Progress	R-12
c412213	Edgewater Ph 5	Public Works Engineering	In Progress	R-14
c362204	Edgewater/Flamingo Corridor Connection Utility Impvts (Phases 3-5)	Utilities	In Progress	U-64
c412102	Edgewater/Flamingo Ph4 Corridor Connection	Public Works Engineering	In Progress	R-13

CHARLOTTE COUNTY
CAPITAL IMPROVEMENT PROGRAM
2026

Project No.	Title --- (Sorted Alphabetically by Project Title)	Sponsor	Status	Page
c412608	El Jobean Rd (SR 776) at Charlotte Sports Park	Public Works Engineering	New	R-15
c412507	El Jobean Road (SR 776) at Flamingo Blvd	Public Works Engineering	New	R-16
c351602	El Jobean Septic to Sewer	Utilities	Closed	U-25
c332201	Emergency Interconnect to Punta Gorda - Burnt Store	Utilities	Closed	U-04
c222602	Emergency Management Generators (HMGP-4673)	Parks	New	F-11
c192301	Emergency Mgt Generators - FY23 HM Grant Pgm	Facilities Management	In Progress	F-10
c222404	Emergency Operations Center Expansion	Facilities Management	In progress	F-12
c191411	Energy Performance Improvement Measures	Facilities Management	In Progress	F-13
c411806	Englewood East Sidewalks Willmington/ Pennel to Roberta	Public Works Engineering	Closed	S-05
c141601	Enterprise Asset Management /Work Order System Upgrade	Information Technology	In Progress	T-03
c362601	Environmental Campus Building B	Utilities	New	F-80
fa26001	Facilities Capital Maintenance Plan (see schedule)	Facilities Management	Annual	F-0A
c192201	Facilities Department Renovations	Facilities Management	In Progress	F-14
c612101	Family Services Center Campus Phase 2	Human Services	In Closeout	F-35
c362212	Fiber Optic Installs for Utility Plants and Booster Stations	Utilities	In Progress	U-66
c222101	Fire Station 17 Additional Tuckers Grade/ US 41	Fire Rescue	In Progress	F-23
c222606	Fire Station 18, Edgewater Drive (Additional)	Fire Rescue	New	F-24
c222401	Fire Station 19 (Add'l), Gasparilla Road	Fire Rescue	In Progress	F-25
c221901	Fire Station 2 Replacement/Relocate	Fire Rescue	In Progress	F-26
c222604	Fire Station 20, Babcock Site 2 (Additional)	Fire Rescue	New	F-27
c222605	Fire Station 21, Babcock Site 3 (Additional)	Fire Rescue	New	F-28
c222103	Fire Station 3 Replacement	Fire Rescue	In Progress	F-29
c222603	Fire Station 4 Replacement	Fire Rescue	New	F-30
c221902	Fire Station 5 Replacement/Relocate	Fire Rescue	In Progress	F-31
c222102	Fire Station 6 Replacement	Fire Rescue	In Progress	F-32
c221402	Fire Station 9 Babcock Site 1 (FS 9 Relocation)	Fire Rescue	In Progress	F-33
c222201	Fire/EMS Vehicle Maint Warehouse Expansion	Fire Rescue	In Progress	F-34
FL26001	Fleet Enterprise Capital Mtc Plan (See Schedule)	Fleet Enterprise	Annual	G-0B
c192602	Fleet Management Building	Facilities Management	New	F-15
RR-Bridge2	Gas Tax Bridge Capital Maint Plan (see schedule)	Public Works Engineering	Annual	R-0A
c412501	Gasparilla Rd Connector Sidewalk	Public Works Engineering	In Progress	R-34
c722105	GC Herring Park Ph 1	Parks	In Progress	F-44
c722404	GC Herring Park Phase 2	Parks	In Progress	P-13
c190501	GDC Land Purchase	General Government	In Progress	G-07
c332402	Gertrude Booster Station Demolition	Utilities	In Progress	U-18
c332210	Gillot Blvd Water Main Upsizing	Utilities	In Progress	U-09
c332209	Golf Course Booster Station Upgrades (Operations Division)	Utilities	In Progress	U-08
c412615	Greater Port Charlotte Sidewalk Cannolot/ Cochran to Morrison	Public Works Engineering	New	S-07
c412617	Greater Port Charlotte Sidewalk Cannolot/ Morrison to Pellam	Public Works Engineering	New	S-09
c412001	Greater Port Charlotte Sidewalks/Dorchester	Public Works Engineering	In Progress	S-06
c332602	Gulf Cove Ground Water Storage Tank	Utilities	New	U-21
c411808	Gulf Cove Sidewalks	Public Works Engineering	In Progress	S-10
c362003	Harbor View Rd Widening - Utility Improvements - Phase I & II	Utilities	In Progress	U-59
c412103	Harborview Melbourne to Date St Ph 1	Public Works Engineering	In Progress	R-17
c412405	Harborview Rd/Kings Hwy Intersection Impvts	Public Works Engineering	In Progress	R-19
c412621	Harborview Road Widening - Date St to I75 Ph 2	Public Works Engineering	New	R-18
g252007	Harold Avenue Generator Mitigation Grant	Parks	In Progress	F-45
g251907	Harold Avenue Rec Center Wind Retrofit	Parks	In Progress	F-46
eq26001	Heavy Equipment Replcemnt(see schedule)	General Government	Annual	G-0A
c411903	Hillsborough /Cranberry Blvd	Public Works Engineering	In Progress	R-20
c332215	Hillsborough/Cranberry Intersection Water Main (North Port)	Utilities	Closed	U-14
c392101	Indian Spring Cemetery Bank Stabilization	Road Maintenance & Operations	In Progress	M-02
it26001	Information Technology Capital Maintenance Plan (see schedule)	Information Technology	Annual	T-0A
c411620	Intersection Improvements at Various Locations	Public Works Engineering	In Progress	R-02
c412017	JB Maintenance Yard Relocation to Murdock area	Road Maintenance & Operations	Closed	F-69
c412603	Jones Loop Road North - Roundabout at Piper Rd	Public Works Engineering	New	R-30
c410501	Kings Highway I75 to Desoto	Public Works Engineering	In Progress	R-21
c362205	Kings Hwy-I75 to Desoto County Line Utility Improvements	Utilities	In Progress	U-65
c722102	Lake Betty Park	Parks	In Progress	P-06
c362102	Lake View Midway Water Quality Improvement Project	Utilities	In Progress	U-61
c342401	Landfill Expansion	Solid Waste	In Progress	W-02
c342001	Landfill Scale House	Solid Waste	In Progress	F-78
c191604	Landscaping Gateways, Entry Features & Thoroughfares	Road Maintenance & Operations	In Progress	L-02
c712403	Library Renovations	Libraries	In Progress	F-37

CHARLOTTE COUNTY
CAPITAL IMPROVEMENT PROGRAM
2026

Project No.	Title --- (Sorted Alphabetically by Project Title)	Sponsor	Status	Page
g252008	Lift Station Generators Mitigation Grant	Utilities	In Progress	U-02
c192202	Loveland Bldg Renov (former Human Services space)	Facilities Management	In Progress	F-16
c411406	Manasota Key Community Plan	Public Works Engineering	In Progress	S-11
c722205	Maracaibo Community Park & Concession	Parks	In Progress	F-47
c352406	Master Lift Stations	Utilities	In Progress	U-51
c722201	McGuire Park Phase 2	Parks	In Progress	F-48
c192604	Mid County Annex	Parks	New	F-49
c412401	Mid County Operations Facility - Public Works	Road Maintenance & Operations	In Progress	F-70
c362401	Mid County Operations Facility - Utilities	Utilities	In Progress	F-81
c342402	Mid County Transfer Roadway Reconfiguration	Public Works Engineering	In Progress	R-22
c622201	Mosquito Control Building at Babock Ranch	Facilities Management	In Progress	F-17
RR-Bridge	MSBU/TU Bridge Capital Maint Plan (see schedule)	Public Works Engineering	Annual	S-0C
RR-Dredge	MSBU/TU Dredging Capital Maint Plan (see sched)	Public Works Engineering	Annual	S-0B
RR-Pave	MSBU/TU Paving Capital Maint Plan (see schedule)	Public Works Engineering	Annual	S-0A
c721503	Multi Use Path-On Road	Public Works Engineering	In Progress	R-03
c722206	Multi Use Trails Allocation (2027)	Parks	In Progress	P-02
c722103	Myakka River Park	Parks	In Progress	P-14
c722602	Myakka River Park - Phase 2	Parks	New	F-50
c390202	National Pollution Discharge Elimination Pgm	Public Works Engineering	Closed	V-05
c412611	NWPC Sidewalks Chamberlain/ Jacobs to Cambell	Public Works Engineering	New	S-13
c412403	NWPC Sidewalks Chamberlain/US41 to Jacobs	Public Works Engineering	In Progress	S-12
c412612	NWPC Sidewalks McCabe/ Chamberlain to Chancellor	Public Works Engineering	New	S-14
c352601	Ohara Wastewater Lift Station	Utilities	New	U-54
c332603	Ohara Water Booster Station	Utilities	New	U-22
c352409	Old Landfill Road Safety Improvements	Public Works Engineering	In Progress	R-23
c352212	Olean Blvd. Force Main – Easy St. to Loveland	Utilities	Closed	U-40
c392601	Open Outfalls/Canal Hardening (HMGP-4673)	Public Works Engineering	New	V-06
c722409	Park Renovation at Port Charlotte Beach, Bissett,	Parks	In Progress	F-51
c722410	Park Restrooms - Bill Coy Preserve	Parks	In Progress	F-52
c722412	Park Restrooms - Harold Ave & South County Regional Parks	Parks	In Progress	F-53
c722413	Park Restrooms - Kiwanis and Franz Ross Parks	Parks	In Progress	F-54
c722414	Park Restrooms - Maracaibo, Hathaway, Centennial	Parks	In Progress	F-55
c722411	Park Restrooms - Randy Spence & Midway Parks	Parks	In Progress	F-56
c411110	Piper Road North	Public Works Engineering	In Progress	R-31
c722610	Placida Bunk House	Parks	New	P-17
c412210	Placida Gasparilla Pines Sidewalk	Public Works Engineering	Closed	S-15
c722207	Placida Passive Park Phase 1	Parks	In Progress	P-15
c722607	Placida Passive Park Phase 2	Parks	New	P-16
c721902	Placida West Boat Ramp - 12560 Placida Road	Parks	In Progress	F-57
c722608	Port Charlotte Beach Park Stabilization	Parks	New	P-07
c722104	Port Charlotte Beach Recreation Center	Parks	In Progress	F-58
c722301	Port Charlotte Beach Recreation Center Pool	Parks	In Progress	F-59
c332212	Potable Water Elevated Tank-Mid County	Utilities	In Progress	U-11
c332213	Potable Water Elevated Tank-West County	Utilities	In Progress	U-12
c332001	Potable Water Master Plan	Utilities	Closed	U-03
c332203	Potable Water Master Plan Recommended Improvements	Utilities	In Progress	U-06
c332211	Potable Water Storage Tank South County	Utilities	In Progress	U-10
c332404	Potable Water/Major Water Transmission Mains Expansionary	Utilities	In Progress	U-19
c222608	Public Safety Saferoom (HMGP-4673)	Facilities Management	New	F-18
c222105	Radio Management Warehouse	Facilities Management	In Progress	F-19
c352203	Reclaim Automated Valves	Utilities	In Progress	U-33
c352401	Reclaim Water Booster Station Upgrades - Operations Division	Utilities	In Progress	U-47
c352202	Reclaim Water Master Plan Recommended Improvements	Utilities	In Progress	U-32
c352408	Reclaimed Water Lines-Cochran Blvd.	Utilities	In Progress	U-53
c722203	Recreation Center Renovation - So County Regional Park	Parks	In Progress	F-60
c722603	Recreation Center Renovation, Centennial Park	Parks	New	F-61
c412104	Regional Bicycle-Pedestrian Trails	Public Works Engineering	In Progress	R-04
c362001	Relocation Needs Utility Pipe Replacement - Public Works Projects	Utilities	In Progress	U-57
c722208	Riverside Boat Ramp Replacement	Parks	In Progress	F-62
RR-Pave2	Road & Bridge Paving Capital MaintPlan (see schedule)	Public Works Engineering	Annual	R-0B
c412203	Road Right of Way Mapping	Public Works Engineering	In Progress	R-05
c352403	Rotonda WRF Expansion to 2MGD to 3MGD	Utilities	In Progress	U-48
c352205	Rotonda WRF Reclaimed Storage Pond Improvements	Utilities	In Progress	U-34
c352216	Safety Improvements at Vacuum Pump Stations	Utilities	Closed	U-44

CHARLOTTE COUNTY
CAPITAL IMPROVEMENT PROGRAM
2026

Project No.	Title --- (Sorted Alphabetically by Project Title)	Sponsor	Status	Page
c362602	Sandhill Widening	Utilities	New	U-71
c410914	Sandhill Widening	Public Works Engineering	In Progress	R-24
c362002	SCADA System Upgrades	Utilities	In Progress	U-58
c352217	Sewer Master Plan Update Recommended Improvements	Utilities	In Progress	U-45
c892401	Sheriff District 2 Murdock	Sheriff	In Progress	F-71
c891601	Sheriff District 3 Headquarters with Evidence and Impound yard	Sheriff	Closed	F-72
c892102	Sheriff District 4 HQ with Training Facility	Sheriff	In Progress	F-73
c892201	Sheriff District 5 HQ Babcock	Sheriff	In Progress	F-74
c892202	Sheriff Jail Admin Renovation (with Kitchen & Laundry)	Sheriff	In Progress	F-75
c892101	Sheriff Support Services (Admin HQ) & Hardened 911	Sheriff	In Progress	F-76
c411702	Sidewalk Hazard Mitigation (HB41)	Public Works Engineering	In Progress	R-07
c412214	Sidewalks - Gap/Infill Gas Taxes/Impact Fees	Public Works Engineering	In Progress	R-08
c410918	Sidewalks 2009 Sales Tax Extension	Public Works Engineering	In Progress	R-06
c892601	SO Warehouse Loveland	Sheriff	New	F-77
c192402	South County Annex Replacement	Facilities Management	In Progress	F-20
c721403	South County Regional Park	Parks	In Progress	P-12
c362200	South County Utility Infrastructure Improvements	Utilities	In Progress	U-62
c391204	South Gulf Cove Parallel Lock	Public Works Engineering	In Progress	V-07
c722604	South Murdock Community Park	Parks	New	F-63
c222501	Special Needs Saferoom (HMGP-4673)	Parks	In Progress	F-64
c722611	Sport Field Conversions	Parks	New	P-03
c411801	Street Lighting LED Conversion Program	Road Maintenance & Operations	In Progress	M-03
c390901	Stump Pass Monitoring	Public Works Engineering	In Closeout	V-08
c412519	SUN Trail - Cape Haze Pioneer Trail Gillott-Myakka State Forest	Public Works Engineering	In Progress	R-36
c412518	SUN Trail - Cape Haze Pioneer Trail US41-Gillott Blvd	Public Works Engineering	In Progress	R-37
c412520	SUN Trail Cape Haze S. Fork of Alligator Creek Bridge	Public Works Engineering	In Progress	R-38
c391303	Sunshine Lake/Sunrise Waterway Water Quality Project	Public Works Engineering	Closed	V-09
c192104	Supervisor of Elections Warehouse	Facilities Management	In Progress	F-21
c342601	SW Landfill Operations Building Zemel	Solid Waste	New	F-79
c412606	Taylor Road Widening/ N Jones Loop to Airport Rd	Public Works Engineering	New	R-32
c412605	Taylor Road Widening/ US41 to N Jones Loop Road	Public Works Engineering	New	R-33
c332207	Toledo Blade from Hillsborough to US 41 24" WM	Utilities	In Progress	U-07
c390305	Total Maximum Daily Load Program	Public Works Engineering	Closed	V-10
c752201	Tourism Office	Facilities Management	In Progress	F-22
c722605	Tringali Community Center	Parks	New	F-65
c722609	Tuckers Grade Community Park	Parks	New	F-66
c352215	Upgrade Filtration System at East Port WRF Stage 5	Utilities	In Progress	U-43
c362101	US 41 Commercial Corridor Utilities Expansion	Utilities	In Progress	U-60
C362201	US41 Northbound Utility Improvements Conway to Paulson	Utilities	In Progress	U-63
um26001	Utility Capital Maint Plan (see schedule)	Utilities	Annual	U-0A
c412404	Veterans / Cochran Blvd Intersection Impvts	Public Works Engineering	In Progress	R-25
c352210	Veterans Wastewater Force Main US41 to Peachland	Utilities	In Progress	U-39
c332202	Walenda and Rotonda Booster Station Upgrades	Utilities	In Progress	U-05
c351203	Wastewater Force Main Replacement - Deep Creek	Utilities	Closed	U-23
c352201	Wastewater Force Main SR 776 Sunnybrook to Gasparilla CR 771	Utilities	In Progress	U-31
c352407	Wastewater Force Mains Expansionary	Utilities	In Progress	U-52
c332401	Water Main along Hillsborough for Water Authority 2B project	Utilities	In Progress	U-17
c332216	Water Meter Study Recommended Improvements	Utilities	In Progress	U-15
c362404	Water Transmission/Wastewater Collection Reimbursement	Utilities	In Progress	U-69
c352214	West Port WRF Deep Injection Well Capacity Increase	Utilities	In Progress	U-42
c352213	West Port WRF Expansion (Including Equalization)	Utilities	In Progress	U-41
c352208	West Port WRF Perimeter Fencing (Homeland Security)	Utilities	Closed	U-37
c352206	West Port WRF Reclaim Water Pond Aeration	Utilities	Closed	U-35
c721801	William R. Gaines Jr. Veterans Memorial Park Ph1	Parks	In Progress	P-08
c722106	Wm. R. Gaines Jr. Veterans Memorial Park Ph 2	Parks	In Progress	F-67
c722416	Wm. R. Gaines Jr. Veterans Memorial Park Ph 3	Parks	In Progress	F-68